

2-1827391-1 ✓ ACTIVE



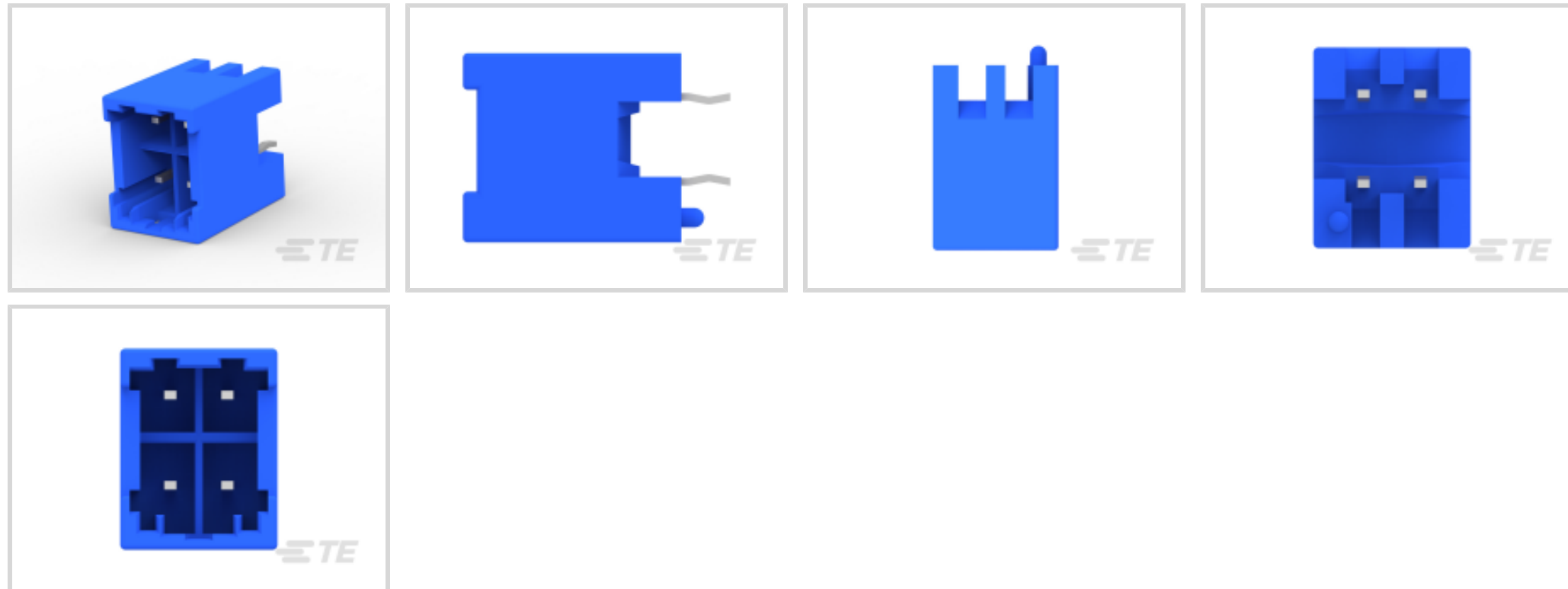
GRACE INERTIA 3.3

TE Internal #: 2-1827391-1

Rectangular Power Connectors, Header, Receptacle, Wire-to-Board, 4 Position, 3.3 mm [.129 in] Centerline, Printed Circuit Board, GRACE INERTIA 3.3

[View on TE.com >](#)

Connectors > Power Connectors > Rectangular Power > Rectangular Power Connectors



Rectangular Power Connector Type: **Header**

Connector & Housing Type: **Receptacle**

Connector System: **Wire-to-Board**

Number of Positions: **4**

Centerline (Pitch): **3.3 mm [.129 in]**

Features

Product Type Features

Header Type	Fully Shrouded
Rectangular Power Connector Type	Header
Connector & Housing Type	Receptacle
Connector System	Wire-to-Board
Sealable	No
Connector & Contact Terminates To	Printed Circuit Board

Configuration Features

Number of Positions	4
PCB Mount Orientation	Vertical
Number of Power Positions	4
Number of Signal Positions	4
Number of Rows	2

Electrical Characteristics

Operating Voltage	250 VDC
-------------------	---------



Contact Features

Contact Mating Area Plating Material	Tin
Contact Current Rating (Max)	4 A
Contact Retention Within Housing	With
Contact Type	Tab
PCB Contact Termination Area Plating Material	Tin
Contact Mating Area Plating Material Thickness	.8 μ m[31.49 μ in]

Termination Features

Termination Method to Printed Circuit Board	Through Hole - Solder
---	-----------------------

Mechanical Attachment

Connector Mounting Type	Board Mount
-------------------------	-------------

Housing Features

Centerline (Pitch)	3.3 mm[.129 in]
Housing Color	Blue
Housing Material	Nylon 6/6 GF

Dimensions

Wire Size	414.44 – 1045.97 CMA
Row-to-Row Spacing	5.2 mm[.205 in]

Usage Conditions

Operating Temperature Range	-30 – 105 °C[-22 – 221 °F]
-----------------------------	----------------------------

Operation/Application

Circuit Application	Power & Signal
---------------------	----------------

Industry Standards

UL Flammability Rating	UL 94V-0
Glow Wire Rating	GWT 750°C (Without Flame)

Packaging Features

Packaging Method	Box & Tray
------------------	------------

Product Compliance

For compliance documentation, visit the product page on [TE.com](#)>

EU RoHS Directive 2011/65/EU	Compliant
------------------------------	-----------



EU ELV Directive 2000/53/EC

Compliant

China RoHS 2 Directive MIIT Order No 32, 2016

No Restricted Materials Above Threshold

EU REACH Regulation (EC) No. 1907/2006

Current ECHA Candidate List: JUNE 2023 (235)

Candidate List Declared Against: JUNE 2023 (235)

Does not contain REACH SVHC

Halogen Content

Not Low Halogen - contains Br or Cl > 900 ppm.

Solder Process Capability

Wave solder capable to 265°C

Product Compliance Disclaimer

This information is provided based on reasonable inquiry of our suppliers and represents our current actual knowledge based on the information they provided. This information is subject to change. The part numbers that TE has identified as EU RoHS compliant have a maximum concentration of 0.1% by weight in homogenous materials for lead, hexavalent chromium, mercury, PBB, PBDE, DBP, BBP, DEHP, DIBP, and 0.01% for cadmium, or qualify for an exemption to these limits as defined in the Annexes of Directive 2011/65/EU (RoHS2). Finished electrical and electronic equipment products will be CE marked as required by Directive 2011/65/EU. Components may not be CE marked. Additionally, the part numbers that TE has identified as EU ELV compliant have a maximum concentration of 0.1% by weight in homogenous materials for lead, hexavalent chromium, and mercury, and 0.01% for cadmium, or qualify for an exemption to these limits as defined in the Annexes of Directive 2000/53/EC (ELV). Regarding the REACH Regulation, the information TE provides on SVHC in articles for this part number is based on the latest European Chemicals Agency (ECHA) 'Guidance on requirements for substances in articles' posted at this URL: <https://echa.europa.eu/guidance-documents/guidance-on-reach>

Compatible Parts

TE Part # 1871819-1
GIC 3.3 4P DBL LOCK PLATE(2-ROW, M-TYPE)

TE Part # 1939983-1
GIC3.3 HDR ASS'Y 10POS 2ROW

TE Part # 1827393-1
GIC 3.3 HDR ASSY 8P

TE Part # 2-1827393-3
GIC 3.3 HDR ASSY 8P

TE Part # 1827392-1
GIC 3.3 HDR ASSY 6P

TE Part # 1827391-1
GIC 3.3 HDR ASSY 4P

TE Part # 1871571-1
GIC 3.3 HDR ASSY 12POS KINK

TE Part # 2-1827392-1
GIC3.3 HDR ASSY 6POS 2ROW BLUE



TE Part # 2-1871571-3
GIC 3.3 HEADER ASSY 12POS



TE Part # 2-1939983-3
GIC 3.3 HDR ASSY 10P 2ROW BLUE



TE Part # 5-1827391-1
GIC 3.3 HDR ASSY 4P



TE Part # 5-1827393-1
GIC 3.3 HDR ASSY 8P




TE Part # 7-1827393-3
GIC 3.3 HDR ASSY 8P


Also in the Series | GRACE INERTIA 3.3



PCB Latches, Locks & Retainers(7)



Power Contacts(3)



Rectangular Connector Locking(8)



Rectangular Power Connectors(70)

Customers Also Bought



TE Part #179838-1
AMP POWER D/LOCK T/HDR ASSY 2P



TE Part #2-1376382-3
STD Temp Power Key Header



TE Part #1376386-1
5mm B-T-W Conn. 4P(2row) HDR A



TE Part #179840-6
AMP POWER D/LOCK T/HDR ASSY 4P



TE Part #1827392-1
GIC 3.3 HDR ASSY 6P



TE Part #1827391-1
GIC 3.3 HDR ASSY 4P



TE Part #2822355-1
070 TYPE RUBBER PLUG M



Documents

Product Drawings

[GIC 3.3 HDR ASSY BLUE WITH KINK](#)

English

CAD Files

Customer View Model

[ENG_CVM_CVM_2-1827391-1_F.2d_dxf.zip](#)

English

3D PDF

3D

Customer View Model

[ENG_CVM_CVM_2-1827391-1_F.3d_igs.zip](#)

English

Customer View Model

[ENG_CVM_CVM_2-1827391-1_F.3d_stp.zip](#)

English

By downloading the CAD file I accept and agree to the [Terms and Conditions](#) of use.

Product Specifications

[Application Specification](#)

Japanese

[GRACE INERTIA CONNECTOR 3.3 CONTACT](#)

Japanese