

2-1740918-3 ✓ ACTIVE

## AMP DUOPLUG

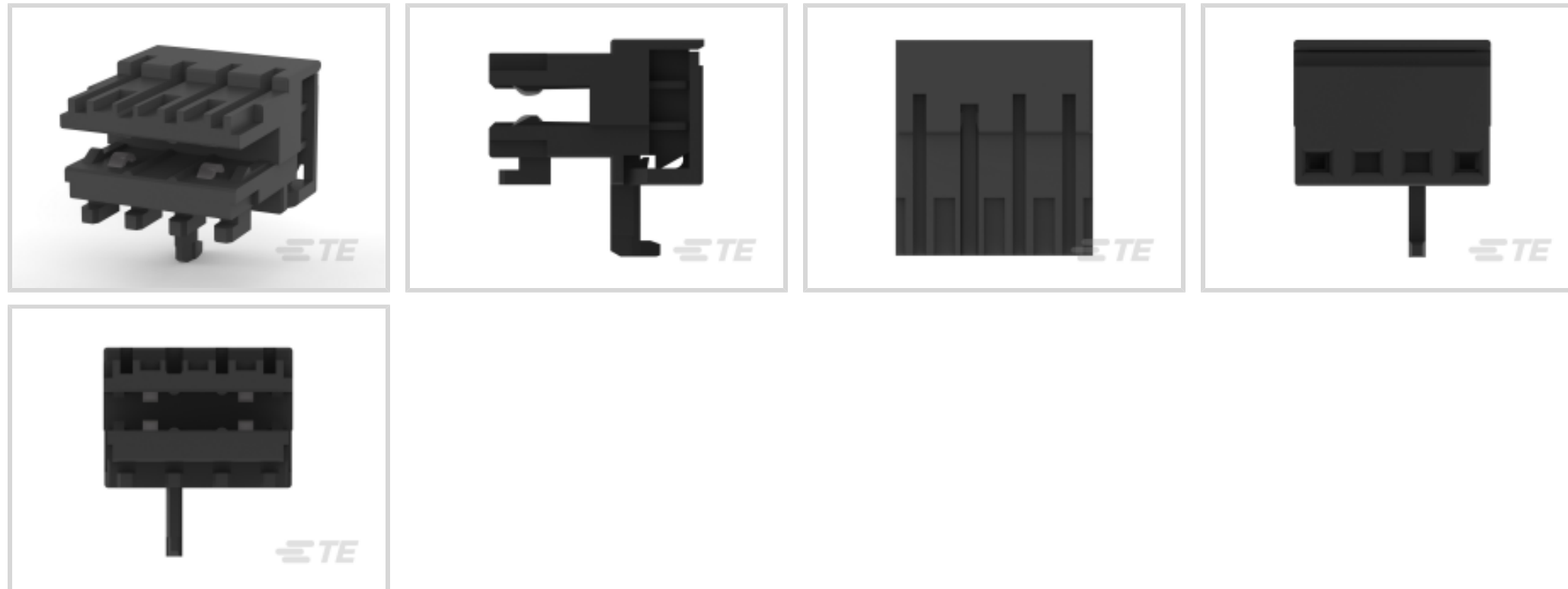
TE Internal #: 2-1740918-3

Standard Edge Connectors, Wire-to-Board, 3 Position, .098 in [2.5 mm] Centerline, Insulation Displacement (IDC), 1 Row, Natural, PA 6 GF

[View on TE.com >](#)



Connectors > PCB Connectors > Card Edge Connectors > Standard Edge Connectors



Connector System: **Wire-to-Board**

Number of Positions: **3**

Centerline (Pitch): **2.5 mm [ .098 in ]**

Termination Method to Wire & Cable: **Insulation Displacement (IDC)**

Number of Rows: **1**

### Features

#### Product Type Features

Connector System	Wire-to-Board
Connector & Housing Type	Receptacle
Connector & Contact Terminates To	Printed Circuit Board

#### Configuration Features

Card Entry Style	Side
Number of Insulation Displacement Slots	3
Compatible With Wire & Cable Type	Discrete Wire
Number of Positions	3
Number of Rows	1
Connector Contact Load Condition	Selectively Loaded
PCB Mount Orientation	Right Angle

#### Electrical Characteristics

Operating Voltage	50 VAC, 250 VAC
-------------------	-----------------

#### Body Features



Primary Product Color	Natural
-----------------------	---------

### Contact Features

Contact Retention Within Housing	With
Contact Type	Socket
Contact Mating Area Plating Material Thickness	3 – 6 $\mu\text{m}$
Contact Mating Area Plating Material	Tin
PCB Contact Termination Area Plating Material	Tin
Contact Base Material	Copper Tin
Contact Current Rating (Max)	2 A

### Termination Features

Termination Method to Wire & Cable	Insulation Displacement (IDC)
------------------------------------	-------------------------------

### Mechanical Attachment

Mating Alignment Type	Keyed
Mating Retention	Without
Mating Alignment	With
Contact Retention Type Within Housing	Locking Lance
Connector Mounting Type	Cable Mount (Free-Hanging)

### Housing Features

Housing Entry Configuration	One End Open
Centerline (Pitch)	2.5 mm [.098 in]
Housing Material	PA 6 GF

### Dimensions

Connector Height	7.3 mm [.287 in]
PCB Thickness (Recommended)	1.5 mm [.059 in]
Compatible Insulation Diameter Range	1.2 – 1.4 mm [.047 – .055 in]
Wire Size	.22 – .35 mm <sup>2</sup>

### Usage Conditions

Operating Temperature Range	-40 – 110 °C [-40 – 230 °F]
-----------------------------	-----------------------------

### Operation/Application

Circuit Application	Signal
---------------------	--------

### Packaging Features



Packaging Quantity	15400
Packaging Method	Box

### Product Compliance


[For compliance documentation, visit the product page on TE.com>](#)

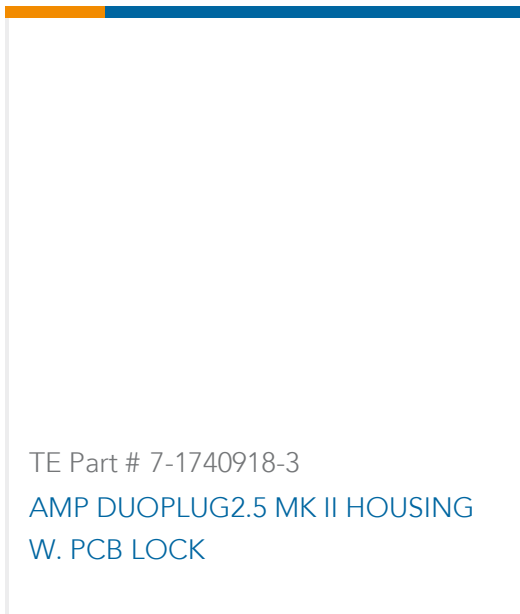
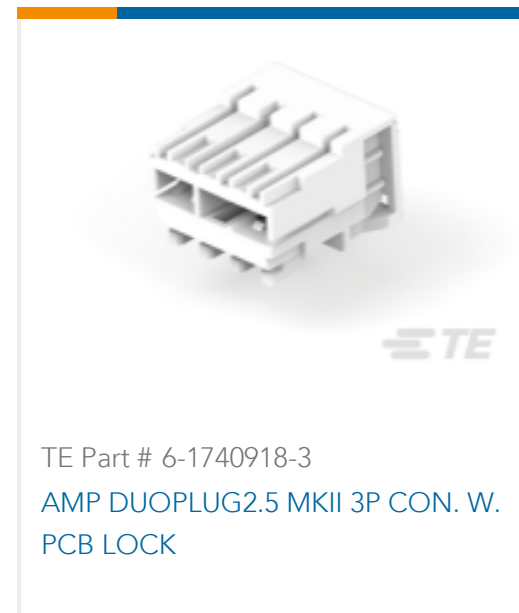
EU RoHS Directive 2011/65/EU	Compliant
EU ELV Directive 2000/53/EC	Compliant
China RoHS 2 Directive MIIT Order No 32, 2016	No Restricted Materials Above Threshold
EU REACH Regulation (EC) No. 1907/2006	Current ECHA Candidate List: JUNE 2023 (235) Candidate List Declared Against: JUNE 2023 (235) Does not contain REACH SVHC
Halogen Content	Not Low Halogen - contains Br or Cl > 900 ppm.
Solder Process Capability	Not applicable for solder process capability

#### Product Compliance Disclaimer

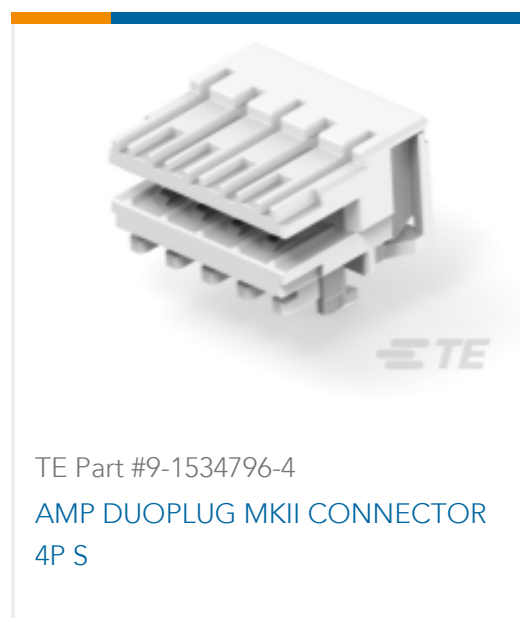


This information is provided based on reasonable inquiry of our suppliers and represents our current actual knowledge based on the information they provided. This information is subject to change. The part numbers that TE has identified as EU RoHS compliant have a maximum concentration of 0.1% by weight in homogenous materials for lead, hexavalent chromium, mercury, PBB, PBDE, DBP, BBP, DEHP, DIBP, and 0.01% for cadmium, or qualify for an exemption to these limits as defined in the Annexes of Directive 2011/65/EU (RoHS2). Finished electrical and electronic equipment products will be CE marked as required by Directive 2011/65/EU. Components may not be CE marked. Additionally, the part numbers that TE has identified as EU ELV compliant have a maximum concentration of 0.1% by weight in homogenous materials for lead, hexavalent chromium, and mercury, and 0.01% for cadmium, or qualify for an exemption to these limits as defined in the Annexes of Directive 2000/53/EC (ELV). Regarding the REACH Regulation, the information TE provides on SVHC in articles for this part number is based on the latest European Chemicals Agency (ECHA) 'Guidance on requirements for substances in articles' posted at this URL: <https://echa.europa.eu/guidance-documents/guidance-on-reach>

### Compatible Parts

 <p>TE Part # 1-1740501-3 AMP DUOPLUG2.5 MK II HOUSING W. PCB LOCK</p>	 <p>TE Part # 3-1534798-3 AMP DUOPLUG MK2 CONNECTOR 3P SELECTIVE</p>	 <p>TE Part # 1-1740918-3 AMP DUOPLUG2.5 MK II HOUSING W. PCB LOCK</p>	 <p>TE Part # 1-1534799-9 DUOPLUG MK II SELECTIVE LOADED</p>
---	---	---	---



### Customers Also Bought



### Documents



**Product Drawings**

**AMP DUOPLUG2.5 MK II HOUSING W. PCB LOCK**

English

---

**CAD Files**

**3D PDF**

3D

**Customer View Model**

**ENG\_CVM\_CVM\_2-1740918-3\_D\_c-2-1740918-3-d.2d\_dxf.zip**

English

**Customer View Model**

**ENG\_CVM\_CVM\_2-1740918-3\_D\_c-2-1740918-3-d.3d\_igs.zip**

English

**Customer View Model**

**ENG\_CVM\_CVM\_2-1740918-3\_D\_c-2-1740918-3-d.3d\_stp.zip**

English

By downloading the CAD file I accept and agree to the [Terms and Conditions](#) of use.

---

**Datasheets & Catalog Pages**

**1654742\_HOUSEHOLD\_APPLIANCES\_RAST2.5**

English

---

**Product Specifications**

**Application Specification**

English

---

**Product Environmental Compliance**

**Product Compliance Document**

English

**Product Compliance Document**

English

---

**Agency Approvals**

**VDE Certificate**

English

**VDE Certificate**

English