



Connectors > PCB Connectors > Wire-to-Board Connectors > Wire-to-Board Connector Assemblies & Housings



Connector Product Type: **Housing**

Connector & Housing Type: **Receptacle**

Connector System: **Wire-to-Board**

Number of Positions: **3**

Centerline (Pitch): **2.5 mm [.098 in]**

Features

Product Type Features

Connector Product Type	Housing
Connector & Housing Type	Receptacle
Connector System	Wire-to-Board
Sealable	No
Connector & Contact Terminates To	Wire & Cable

Configuration Features

Number of Positions	3
Number of Rows	1

Electrical Characteristics

Insulation Resistance	500 MΩ
Operating Voltage	250 VAC

Body Features

Connector Profile	Standard
Primary Product Color	Black

Contact Features

Contact Layout	Inline
Contact Type	Socket
Contact Current Rating (Max)	2 A



Termination Features

Termination Method to Wire & Cable	Crimp
------------------------------------	-------

Mechanical Attachment

Strain Relief	Without
Panel Mount Feature	Without
PCB Mount Retention	Without
Mating Retention Type	Lock
Mating Retention	With
Connector Mounting Type	Cable Mount (Free-Hanging)

Housing Features

Housing Entry Configuration	Both Ends Closed
Housing Material	Nylon 6/6
Centerline (Pitch)	2.5 mm[.098 in]

Dimensions

Connector Length	14 mm
Connector Height	5.75 mm

Usage Conditions

Operating Temperature Range	-20 – 95 °C[-4 – 203 °F]
-----------------------------	--------------------------

Operation/Application

Circuit Application	Power & Signal
---------------------	----------------

Industry Standards

Agency/Standard	UL
UL Flammability Rating	UL 94V-0

Packaging Features

Packaging Quantity	1000
Packaging Method	Bag

Product Compliance

For compliance documentation, visit the product page on [TE.com](#)>

EU RoHS Directive 2011/65/EU	Compliant
EU ELV Directive 2000/53/EC	Compliant
China RoHS 2 Directive MIIT Order No 32, 2016	No Restricted Materials Above Threshold



EU REACH Regulation (EC) No. 1907/2006

Current ECHA Candidate List: JUNE 2023 (235)
Candidate List Declared Against: JUNE 2023 (235)
SVHC > Threshold:
Melamine (3% in Component Part)

Article Safe Usage Statements:
Wash thoroughly after handling. Do not handle until all safety precautions have been read and understood. Recycle if possible and dispose of the article by following all applicable governmental regulations relevant to your geographic location.

Halogen Content

Low Halogen - Br, Cl, F, I < 900 ppm per homogenous material. Also BFR/CFR/PVC Free









Solder Process Capability

Not applicable for solder process capability

Product Compliance Disclaimer

This information is provided based on reasonable inquiry of our suppliers and represents our current actual knowledge based on the information they provided. This information is subject to change. The part numbers that TE has identified as EU RoHS compliant have a maximum concentration of 0.1% by weight in homogenous materials for lead, hexavalent chromium, mercury, PBB, PBDE, DBP, BBP, DEHP, DIBP, and 0.01% for cadmium, or qualify for an exemption to these limits as defined in the Annexes of Directive 2011/65/EU (RoHS2). Finished electrical and electronic equipment products will be CE marked as required by Directive 2011/65/EU. Components may not be CE marked. Additionally, the part numbers that TE has identified as EU ELV compliant have a maximum concentration of 0.1% by weight in homogenous materials for lead, hexavalent chromium, and mercury, and 0.01% for cadmium, or qualify for an exemption to these limits as defined in the Annexes of Directive 2000/53/EC (ELV). Regarding the REACH Regulation, the information TE provides on SVHC in articles for this part number is based on the latest European Chemicals Agency (ECHA) ‘Guidance on requirements for substances in articles’ posted at this URL: <https://echa.europa.eu/guidance-documents/guidance-on-reach>

Compatible Parts

			
<p>TE Part # 170205-3 EIS CONTACT LP</p>	<p>TE Part # 170204-4 170262-4 LP E1CRIMP SNAP IN</p>	<p>TE Part # 170205-1 E.I. SERIES CONTACT LP</p>	<p>TE Part # 170204-1 EIS RECPT CONTACT</p>
			
<p>TE Part # 170205-2 E.I. SERIES CONTACT LP</p>	<p>TE Part # 170204-2 EIS CONTACT</p>	<p>TE Part # 170263-2 E.I.S. CONTACT</p>	<p>TE Part # 170262-4 EIS CONNECTOR FORMING</p>



TE Part # 170262-2
EIS CONTACT



TE Part # 170262-1
EIS CONTACT



TE Part # 170263-1
EIS CONTACT



TE Part # 2-171825-3
V-TYPE E.I.S.CONN. 3P ASSY



TE Part # 170263-3
EIS CONNECTOR FORMING



TE Part # 170262-3
E.I.S CONTACT



TE Part # 2-171826-3
H-TYPE E.I.S.CONN. 3P ASSY

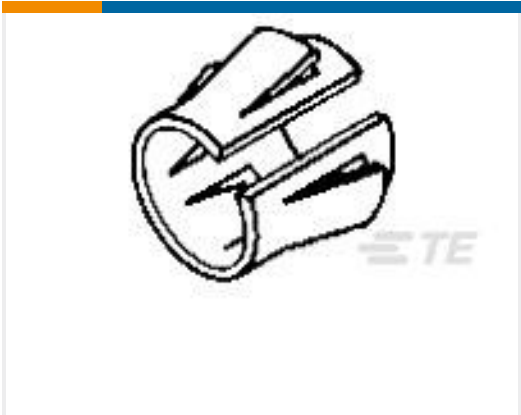


TE Part # 2-172211-3
EIS CAP HSG FREE HANG 3P BLACK

Customers Also Bought



TE Part #5-1393117-6
KUP-11D55-12=KU



TE Part #201142-2
RETENTION SPRING,PLTD



TE Part #790319-3
250 PL MKI REC. 12-10AWG PTBR



TE Part #926963-1
LOCKING CLIP KONT



TE Part #4-1618414-4
LEV200AKNAA=RELAY, SPST-NO

Documents

CAD Files

3D PDF

3D

Customer View Model

ENG_CVM_CVM_2-171822-3_R.2d_dxf.zip

English

Customer View Model

ENG_CVM_CVM_2-171822-3_R.3d_igs.zip

English



Customer View Model

[ENG_CVM_CVM_2-171822-3_R.3d_stp.zip](#)

English

Customer View Model

[ENG_CVM_2-171822-3_L.3d_igs.zip](#)

English

Customer View Model

[ENG_CVM_2-171822-3_L.3d_stp.zip](#)

English

Customer View Model

[ENG_CVM_2-171822-3_L.2d_dxf.zip](#)

English

3D PDF

English

By downloading the CAD file I accept and agree to the [Terms and Conditions](#) of use.

Datasheets & Catalog Pages

[1-1773972-5_EIS_Connectors_Brochure](#)

English

Product Specifications

[Crimping of AMP EI Series Connector Contacts](#)

Japanese

Application Specification

Japanese

Product Environmental Compliance

[TE Material Declaration](#)

English

Agency Approvals

[Agency Approval Document](#)

English