

2-1703639-1 ✓ ACTIVE

AMP | Heavy Duty Sealed Connector Series

TE Internal #: 2-1703639-1

Housing for Female Terminals, Wire-to-Wire, 12 Position, .157 in [4 mm] Centerline, Sealable, Gray, Signal, Heavy Duty Sealed Connector Series

[View on TE.com >](#)



Connectors > Automotive Connectors > Automotive Housings > Heavy Duty Sealed Connector Series Housings



Connector System: **Wire-to-Wire**

Number of Positions: **12**

Connector & Housing Type: **Housing for Female Terminals**

Centerline (Pitch): **4 mm [.157 in]**

Sealable: **Yes**

[All Heavy Duty Sealed Connector Series Housings \(204\)](#)

Features

Product Type Features

| | |
|--------------------------|------------------------------|
| Mixed & Hybrid Connector | No |
| Connector Shape | Rectangular |
| Connector System | Wire-to-Wire |
| Connector & Housing Type | Housing for Female Terminals |
| Sealable | Yes |
| Primary Locking Feature | On the Terminal |

Configuration Features

| | |
|---------------------|----|
| Number of Positions | 12 |
| Number of Rows | 2 |

Electrical Characteristics

| | |
|------------------------------|------------------------|
| Operating Voltage | 60 VDC |
| Nominal Voltage Architecture | 12 V, 24 V, 42 V, 60 V |

Body Features

| | |
|-------------------------|------|
| Primary Product Color | Gray |
| Connector & Keying Code | B |

Contact Features



| | |
|------------------------------|-----------------|
| Contact Size | 1.5K |
| Contact Type | Receptacle |
| Mating Tab Width | 1.6 mm[.063 in] |
| Contact Current Rating (Max) | 20 A |

Mechanical Attachment

| | |
|-----------------------------|----------------------------|
| Terminal Position Assurance | Yes |
| Strain Relief | Without |
| Mating Alignment Type | Keyed |
| Mating Alignment | With |
| Connector Mounting Type | Cable Mount (Free-Hanging) |

Housing Features

| | |
|--------------------|---------------|
| Housing Material | PBT GF |
| Centerline (Pitch) | 4 mm[.157 in] |

Dimensions

| | |
|------------------|-------------------|
| Connector Height | 31.25 mm[1.23 in] |
| Product Width | 25.7 mm[1.012 in] |
| Product Length | 54.1 mm[2.13 in] |

Usage Conditions

| | |
|-----------------------------|--|
| Operating Temperature (Max) | 70 °C, 80 °C, 85 °C, 90 °C, 100 °C, 105 °C, 110 °C, 120 °C, 125 °C, 130 °C, 140 °C[158 °F][167 °F][176 °F][185 °F][194 °F][212 °F][221 °F][230 °F][248 °F][257 °F][266 °F][284 °F] |
| Operating Temperature Range | -40 – 140 °C[-40 – 284 °F] |

Operation/Application

| | |
|---------------------|--------|
| Circuit Application | Signal |
|---------------------|--------|

Industry Standards

| | |
|------------------------|----------|
| Degree of Protection | IP67 |
| UL Flammability Rating | UL 94V-0 |

Packaging Features

| | |
|--------------------|-----|
| Packaging Quantity | 300 |
| Packaging Method | Box |

Other



| | |
|--------------------------------------|-----|
| Serviceable | Yes |
| Connector Position Assurance Capable | No |

Product Compliance

[For compliance documentation, visit the product page on TE.com>](#)

| | |
|---|---|
| EU RoHS Directive 2011/65/EU | Compliant |
| EU ELV Directive 2000/53/EC | Compliant |
| China RoHS 2 Directive MIIT Order No 32, 2016 | No Restricted Materials Above Threshold |
| EU REACH Regulation (EC) No. 1907/2006 | Current ECHA Candidate List: JUNE 2023 (235) Candidate List Declared Against: JUNE 2023 (235) Does not contain REACH SVHC |
| Halogen Content | Not Low Halogen - contains Br or Cl > 900 ppm. |
| Solder Process Capability | Not applicable for solder process capability |

Product Compliance Disclaimer

This information is provided based on reasonable inquiry of our suppliers and represents our current actual knowledge based on the information they provided. This information is subject to change. The part numbers that TE has identified as EU RoHS compliant have a maximum concentration of 0.1% by weight in homogenous materials for lead, hexavalent chromium, mercury, PBB, PBDE, DBP, BBP, DEHP, DIBP, and 0.01% for cadmium, or qualify for an exemption to these limits as defined in the Annexes of Directive 2011/65/EU (RoHS2). Finished electrical and electronic equipment products will be CE marked as required by Directive 2011/65/EU. Components may not be CE marked. Additionally, the part numbers that TE has identified as EU ELV compliant have a maximum concentration of 0.1% by weight in homogenous materials for lead, hexavalent chromium, and mercury, and 0.01% for cadmium, or qualify for an exemption to these limits as defined in the Annexes of Directive 2000/53/EC (ELV). Regarding the REACH Regulation, the information TE provides on SVHC in articles for this part number is based on the latest European Chemicals Agency (ECHA) 'Guidance on requirements for substances in articles' posted at this URL: <https://echa.europa.eu/guidance-documents/guidance-on-reach>

Compatible Parts



TE Part # CAT-H3399-CH8172
Heavy Duty Sealed Connector Series Housings



TE Part # 2112302-1
PROTECTION CAP, FOR REC.HSG GROUP D



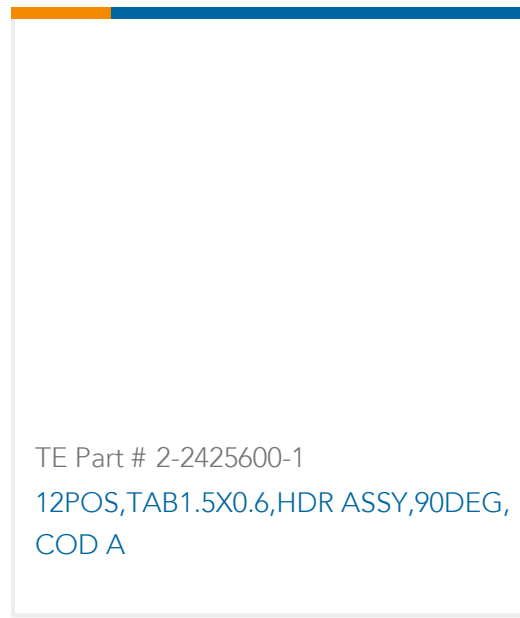
TE Part # CAT-H3399-B128
Heavy Duty Sealed Connector Series Backshells



TE Part # 964972-1
EINZELLEITERDICHTNG

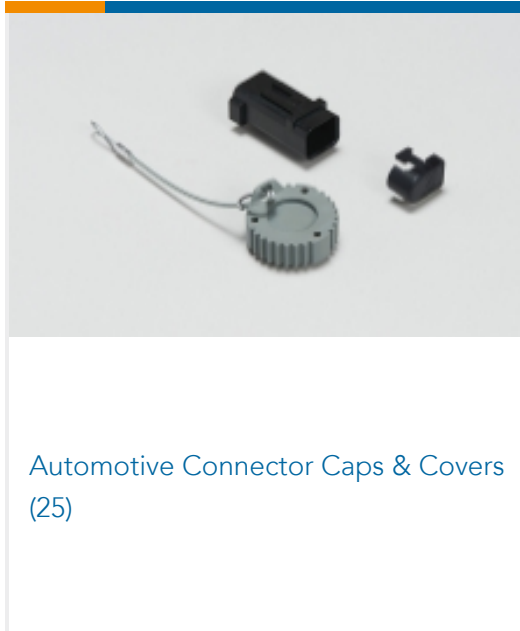


TE Part # CAT-AM705-T273
AMP MCP, RECEPTACLE AND TAB

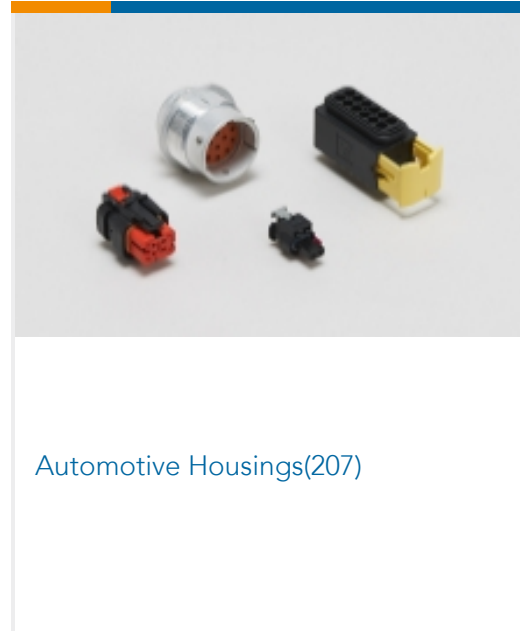


TE Part # 2-2425600-1
12POS, TAB1.5X0.6, HDR ASSY, 90DEG, COD A


Also in the Series | Heavy Duty Sealed Connector Series



Automotive Connector Caps & Covers (25)



Automotive Housings(207)




Connector Seals & Cavity Plugs(5)



Data Connectivity Headers(2)



Data Connectivity Housings(18)



Other Automotive Connector Accessories(34)



PCB Headers & Receptacles(1)

Customers Also Bought



TE Part #2-1564520-1
Heavy Duty Sealed Connector Series Housings



TE Part #2112295-1
PROTECTION CAP, GROUP D, ASSY



TE Part #1241380-1
AMP MCP 1.5K, CONTACT, SWS




TE Part #2050831-2
JCOVER FOR 2P SENSOR CONNECTOR



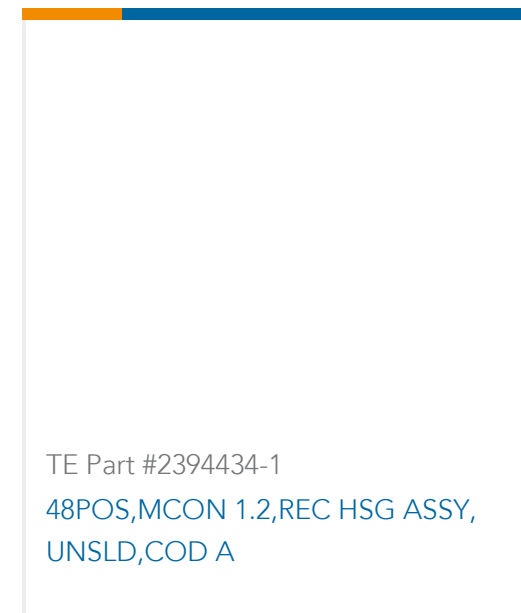
TE Part #B90-DTP04-952B
BKSHL, 4P, BLK, PLG, RA-D, SIDE B, NW 16



TE Part #184008-1
2 POS. PLUG ASSY, KEY E, BLACK



TE Part #1-1813099-3
2.5mm SOCKET HSG ASSEMBLY (BLACK 2POS)



TE Part #2394434-1
48POS, MCON 1.2, REC HSG ASSY, UNSLD, COD A



Documents

Product Drawings

[12POS,AMP MCP1.5K,REC HSG,ASSY](#)

English

CAD Files

Customer View Model

[ENG_CVM_CVM_2-1703639-1_J.2d_dxf.zip](#)

English

[3D PDF](#)

3D

Customer View Model

[ENG_CVM_CVM_2-1703639-1_J.3d_igs.zip](#)

English

Customer View Model

[ENG_CVM_CVM_2-1703639-1_J.3d_stp.zip](#)

English

By downloading the CAD file I accept and agree to the [Terms and Conditions](#) of use.

Datasheets & Catalog Pages

[HDSCS Catalog](#)

English

[ICT Terminals and Connectors Catalogue](#)

English

[CONNECTOR SELECTOR](#)

English

Product Specifications

[Product Specification](#)

English