



CII

TE Internal #: 2-1617019-3

Full-Size Relays, 2 Form C, DPDT, 2 C/O, 26.5 VDC Input, 3 A, 26.5 VDC Coil Voltage, 675 Ω Coil Resistance, 1040 mW Coil Power (DC), 28 VDC

[View on TE.com >](#)

Relays, Contactors & Switches > Relays > Mil-Aero Relays > Full-Size Relays



Full-Size Relay Contact Arrangement: **2 Form C, DPDT, 2 C/O**

Full-Size Relay Input Voltage: **26.5 VDC**

Full-Size Relay Contact Current Rating: **3 A**

Coil Voltage: **26.5 VDC**

Full-Size Relay Coil Resistance: **675 Ω**

Features

Product Type Features

| | |
|----------------|-------------------------------------|
| Enclosure Type | Hermetically Sealed |
| Coil Latching | Without |
| Product Type | Relay |
| Relay Type | Military/Aerospace High Performance |
| MOSFET Driver | Without |

Configuration Features

| | |
|-------------------|---------|
| Transistor Driver | Without |
|-------------------|---------|

Electrical Characteristics

| | |
|---------------------------------|---------------------------|
| Actuating System | DC |
| Vibration | 20G's, 10 – 2000Hz |
| Coil Magnetic System | Non-Polarized, Monostable |
| Shock | 100G's, 6ms |
| Coil Suppression Diode | Without |
| Coil Polarity Protection Diode | Without |
| Full-Size Relay Input Voltage | 26.5 VDC |
| Coil Voltage | 26.5 VDC |
| Full-Size Relay Coil Resistance | 675 Ω |



| | |
|--|---------|
| Full-Size Relay Coil Power Rating (DC) | 1040 mW |
|--|---------|

| | |
|------------------------|------------|
| Coil Power Measurement | Milliwatts |
|------------------------|------------|

| | |
|---|--------|
| Full-Size Relay Contact Switching Voltage (Max) | 28 VDC |
|---|--------|

Contact Features

| | |
|-------------------------------------|-----------------------|
| Full-Size Relay Contact Arrangement | 2 Form C, DPDT, 2 C/O |
|-------------------------------------|-----------------------|

| | |
|--|-----|
| Full-Size Relay Contact Current Rating | 3 A |
|--|-----|

Termination Features

| | |
|------------------|-----------------------|
| Termination Type | Solder Hook Terminals |
|------------------|-----------------------|

Mechanical Attachment

| | |
|-------------------------------|-------------|
| Full-Size Relay Mounting Type | Panel Mount |
|-------------------------------|-------------|

Usage Conditions

| | |
|-----------------------------|--------------|
| Operating Temperature Range | -65 – 125 °C |
|-----------------------------|--------------|

Product Compliance

[For compliance documentation, visit the product page on TE.com>](#)

| | |
|------------------------------|---------------|
| EU RoHS Directive 2011/65/EU | Not Compliant |
|------------------------------|---------------|

| | |
|-----------------------------|---------------|
| EU ELV Directive 2000/53/EC | Not Compliant |
|-----------------------------|---------------|

| | |
|---|--------------------------------------|
| China RoHS 2 Directive MIIT Order No 32, 2016 | Restricted Materials Above Threshold |
|---|--------------------------------------|

| | |
|--|--|
| EU REACH Regulation (EC) No. 1907/2006 | Current ECHA Candidate List: JUNE 2023 (235) Candidate List Declared Against: JAN 2022 (223) SVHC > Threshold: Not Yet Reviewed |
|--|--|

| | |
|-----------------|--------------------------------------|
| Halogen Content | Not Yet Reviewed for halogen content |
|-----------------|--------------------------------------|

| | |
|---------------------------|-------------------------------|
| Solder Process Capability | Not lead free process capable |
|---------------------------|-------------------------------|

Product Compliance Disclaimer

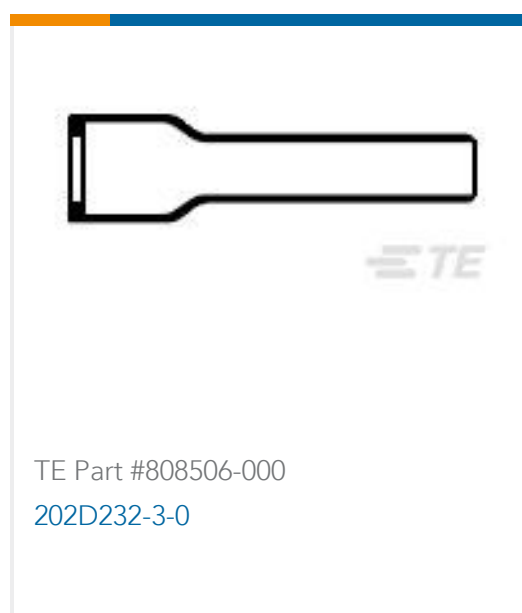
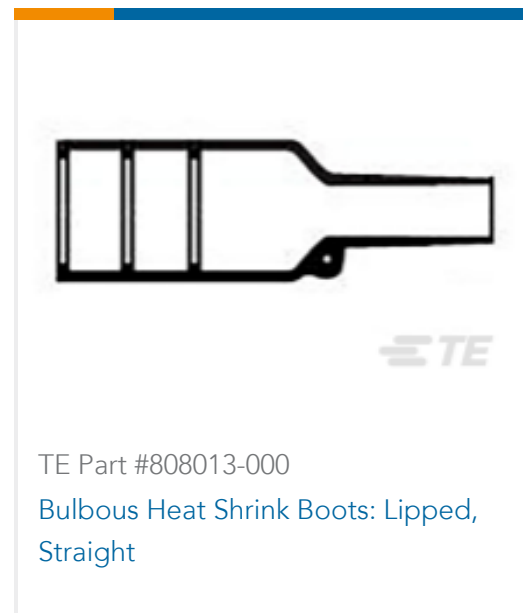
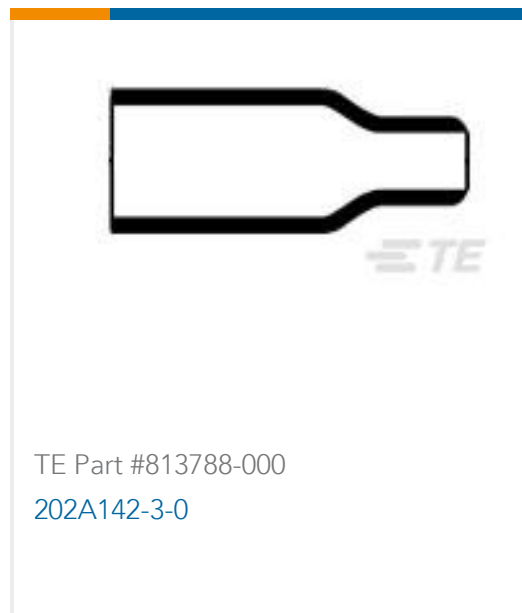
This information is provided based on reasonable inquiry of our suppliers and represents our current actual knowledge based on the information they provided. This information is subject to change. The part numbers that TE has identified as EU RoHS compliant have a maximum concentration of 0.1% by weight in homogenous materials for lead, hexavalent chromium, mercury, PBB, PBDE, DBP, BBP, DEHP, DIBP, and 0.01% for cadmium, or qualify for an exemption to these limits as defined in the Annexes of Directive 2011/65/EU (RoHS2). Finished electrical and electronic equipment products will be CE marked as required by Directive 2011/65/EU. Components may not be CE marked. Additionally, the part numbers that TE has identified as EU ELV compliant have a maximum concentration of 0.1% by weight in homogenous materials for lead, hexavalent chromium, and mercury, and 0.01% for cadmium, or qualify for an exemption to these limits as defined in the Annexes of Directive 2000/53/EC (ELV). Regarding the REACH Regulations, TE's information on SVHC in articles for this part number is still based on the European Chemical Agency (ECHA) 'Guidance on requirements for substances in articles' (Version: 2, April 2011), applying the 0.1% weight on weight concentration threshold at the finished product level. TE is aware of the European Court of Justice ruling of September 10th, 2015 also known as O5A (Once An Article Always An Article) stating that, in case of 'complex object', the threshold for a SVHC must be applied to both the

product as a whole and simultaneously to each of the articles forming part of its composition. TE has evaluated this ruling based on the new ECHA "Guidance on requirements for substances in articles" (June 2017, version 4.0) and will be updating its statements accordingly.

Compatible Parts



Customers Also Bought



Documents

Product Drawings

FW1109G06 = M5757/10-035

English

CAD Files

3D PDF

3D

Customer View Model

ENG_CVM_CVM_2-1617019-3_D.2d_dxf.zip

English

Customer View Model

ENG_CVM_CVM_2-1617019-3_D.3d_igs.zip



English

Customer View Model

[ENG_CVM_CVM_2-1617019-3_D.3d_stp.zip](#)

English

By downloading the CAD file I accept and agree to the [Terms and Conditions](#) of use.

Datasheets & Catalog Pages

[5-1773450-5_sec1_FW](#)

English

RELAY

English