



**SIAMEZE**

TE Internal #: 2-1601042-2

Magnet Wire Terminals, Pin, .16 – 1.02 mm Magnet Wire, 34 – 18 AWG Magnet Wire, Insulation Displacement (IDC), Barbs Mating Retention Type, SIAMEZE

[View on TE.com >](#)

Terminals & Splices > Magnet Wire Terminals



Magnet Wire Terminal Type: **Pin**

Mating Pin Diameter: **1 mm [ .039 in ]**

Magnet Wire Size: **.16 – 1.02 mm**

Termination Method to Wire & Cable: **Insulation Displacement (IDC)**

**Features**

**Product Type Features**

Compatible With Discrete Wire Type	Magnet Wire, Solid
------------------------------------	--------------------

**Contact Features**

Magnet Wire Terminal Type	Pin
Mating Pin Diameter	1 mm [.039 in]
Terminal Plating Material	Tin
Contact Underplating Material	Nickel
Terminal Orientation	Straight

**Termination Features**

Termination Method to Wire & Cable	Insulation Displacement (IDC)
------------------------------------	-------------------------------

**Mechanical Attachment**

Mating Retention Type	Barbs
-----------------------	-------

**Dimensions**

Terminal Height	11.81 mm [.465 in]
Magnet Wire Size	.16 – 1.02 mm



Stock Thickness (Magnet Wire Side)	.6 mm[.024 in]
------------------------------------	----------------

Product Length	19.81 mm[.78 in]
----------------	------------------

### Usage Conditions

Insulation Option	Uninsulated
-------------------	-------------

### Operation/Application

Compatible With Wire Base Material	Copper
------------------------------------	--------

### Packaging Features

Packaging Method	Reel
------------------	------

## Product Compliance

For compliance documentation, visit the product page on [TE.com](#)>

EU RoHS Directive 2011/65/EU	Compliant
------------------------------	-----------

EU ELV Directive 2000/53/EC	Compliant
-----------------------------	-----------

China RoHS 2 Directive MIIT Order No 32, 2016	No Restricted Materials Above Threshold
---	---

EU REACH Regulation (EC) No. 1907/2006	Current ECHA Candidate List: JUNE 2023 (235) Candidate List Declared Against: JUNE 2023 (235) Does not contain REACH SVHC
--	---

Halogen Content	Low Halogen - Br, Cl, F, I < 900 ppm per homogenous material. Also BFR/CFR/PVC Free
-----------------	---

Solder Process Capability	Not applicable for solder process capability
---------------------------	--

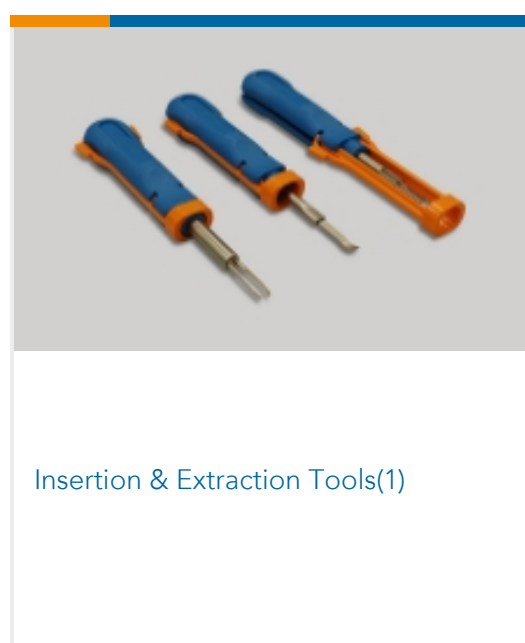
#### Product Compliance Disclaimer

This information is provided based on reasonable inquiry of our suppliers and represents our current actual knowledge based on the information they provided. This information is subject to change. The part numbers that TE has identified as EU RoHS compliant have a maximum concentration of 0.1% by weight in homogenous materials for lead, hexavalent chromium, mercury, PBB, PBDE, DBP, BBP, DEHP, DIBP, and 0.01% for cadmium, or qualify for an exemption to these limits as defined in the Annexes of Directive 2011/65/EU (RoHS2). Finished electrical and electronic equipment products will be CE marked as required by Directive 2011/65/EU. Components may not be CE marked. Additionally, the part numbers that TE has identified as EU ELV compliant have a maximum concentration of 0.1% by weight in homogenous materials for lead, hexavalent chromium, and mercury, and 0.01% for cadmium, or qualify for an exemption to these limits as defined in the Annexes of Directive 2000/53/EC (ELV). Regarding the REACH Regulation, the information TE provides on SVHC in articles for this part number is based on the latest European Chemicals Agency (ECHA) 'Guidance on requirements for substances in articles' posted at this URL: <https://echa.europa.eu/guidance-documents/guidance-on-reach>


## Compatible Parts

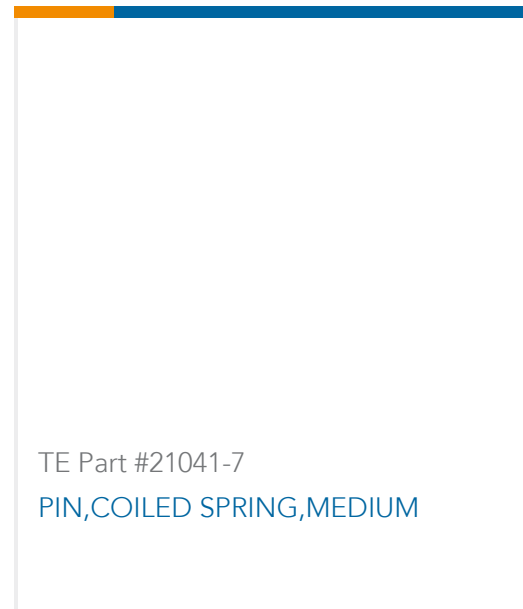
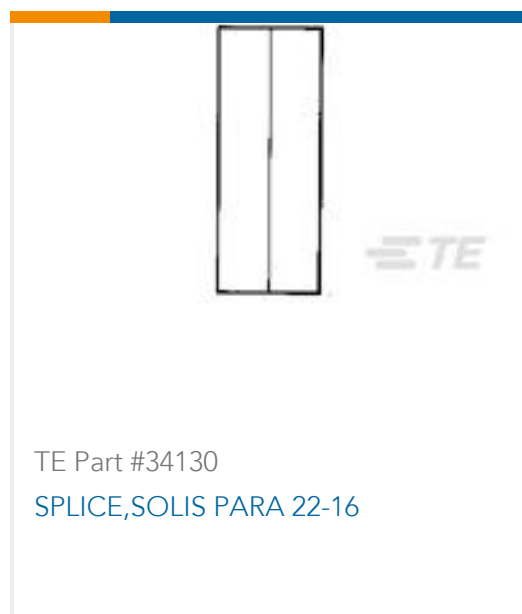


Also in the Series | **SIAMEZE**



Customers Also Bought





## Documents

### Product Drawings

131-090-120=PIN,024SQ,STD,SMZ

English

### CAD Files

3D PDF

3D

Customer View Model

ENG\_CVM\_CVM\_2-1601042-2\_D.2d\_dxf.zip

English

Customer View Model

ENG\_CVM\_CVM\_2-1601042-2\_D.3d\_igs.zip

English

Customer View Model

ENG\_CVM\_CVM\_2-1601042-2\_D.3d\_stp.zip

English

By downloading the CAD file I accept and agree to the [Terms and Conditions](#) of use.

### Datasheets & Catalog Pages

Magnet Wire Terminals & Splices

English

### Product Specifications

Application Specification

English

### Product Environmental Compliance

Product Compliance



English

**Product Compliance**

English