



Connectors > Terminal Blocks & Strips > Barrier Strips



Barrier Strip Style: **Dual Barrier**  
Bottom Termination Type: **Printed Circuit Pin**  
Connector System: **Wire-to-Board**  
Number of Positions: **8**  
Centerline (Pitch): **11.1 mm [.438 in]**

Features

Product Type Features

Block Style	Flat Bottom
Connector System	Wire-to-Board
Connector & Contact Terminates To	Printed Circuit Board

Configuration Features

Number of Levels	1
Number of Positions	8
Number of Rows	1

Electrical Characteristics

Operating Voltage	600 V
-------------------	-------

Body Features

Primary Product Color	Black
Product Orientation	Vertical
Barrier Strip Style	Dual Barrier

Contact Features

--	--



PCB Contact Termination Area Plating Material	Tin
Contact Base Material	Brass
Contact Current Rating (Max)	20 A

Termination Features

Bottom Termination Type	Printed Circuit Pin
-------------------------	---------------------

Mechanical Attachment

Screw Head Type	Wire Clamp Combo Head
Screw Plating Material	Zinc Chromate
Screw Material	Steel
Top Termination Type	Wire Clamp Combo Head
Mounting Options	Fully Loaded with End Barriers
Thread Size	6-32
Connector Mounting Type	Board Mount

Housing Features

Housing Material	Thermoplastic
Centerline (Pitch)	11.1 mm[.438 in]

Dimensions

Product Length	92.08 mm[3.625 in]
Wire Size	3 mm²

Usage Conditions

Operating Temperature Range	-60 – 105 °C[-76 – 221 °F]
-----------------------------	----------------------------

Operation/Application

Circuit Application	Power
---------------------	-------

Industry Standards

UL Flammability Rating	UL 94V-2
------------------------	----------

Packaging Features

Packaging Quantity	75
Packaging Method	Package

Other

Terminal Blocks & Strips Comment	Do not order screw and captive clamp in combination with other top hardware., Other options available upon request, consult our Product Information Center.
----------------------------------	---



### Product Compliance

For compliance documentation, visit the product page on [TE.com](#)>

EU RoHS Directive 2011/65/EU	Compliant
EU ELV Directive 2000/53/EC	Compliant
China RoHS 2 Directive MIIT Order No 32, 2016	No Restricted Materials Above Threshold
EU REACH Regulation (EC) No. 1907/2006	Current ECHA Candidate List: JUNE 2023 (235) Candidate List Declared Against: JUNE 2022 (224) Does not contain REACH SVHC
Halogen Content	Not Yet Reviewed for halogen content
Solder Process Capability	Wave solder capable to 265°C


#### Product Compliance Disclaimer

This information is provided based on reasonable inquiry of our suppliers and represents our current actual knowledge based on the information they provided. This information is subject to change. The part numbers that TE has identified as EU RoHS compliant have a maximum concentration of 0.1% by weight in homogenous materials for lead, hexavalent chromium, mercury, PBB, PBDE, DBP, BBP, DEHP, DIBP, and 0.01% for cadmium, or qualify for an exemption to these limits as defined in the Annexes of Directive 2011/65/EU (RoHS2). Finished electrical and electronic equipment products will be CE marked as required by Directive 2011/65/EU. Components may not be CE marked. Additionally, the part numbers that TE has identified as EU ELV compliant have a maximum concentration of 0.1% by weight in homogenous materials for lead, hexavalent chromium, and mercury, and 0.01% for cadmium, or qualify for an exemption to these limits as defined in the Annexes of Directive 2000/53/EC (ELV). Regarding the REACH Regulation, the information TE provides on SVHC in articles for this part number is based on the latest European Chemicals Agency (ECHA) 'Guidance on requirements for substances in articles' posted at this URL: <https://echa.europa.eu/guidance-documents/guidance-on-reach>

### Compatible Parts

TE Part # 4-1437418-5  
7C1N08=SSB 7/16 SAFE CVR 8 CKT

Also in the Series | [Buchanan SSB7](#)




Barrier Strips(26)


Customers Also Bought



TE Part #5413879-1  
JACK ASSY,RTANG,BNC



TE Part #455830-1  
INSERTION TOOL



TE Part #5-102619-3  
10 MODII HDR DRST SHRD .100CL



TE Part #5555163-1  
MJ,LPF,R/A,6P/6C,PNL STOPS,BU



TE Part #1676282-2  
RN 0805 2K0 0.1% 10PPM 1KRL



TE Part #1676270-2  
RN 0805 267R 0.1% 10PPM 1KRL



TE Part #5-146278-3  
03 MODII HDR SRST B/A .100CL



TE Part #5558505-1  
MJ ASSY,8P,8 POS,CAT5,PCB GND



TE Part #1676244-2  
RN 0805 1K87 0.1% 10PPM 1KRL



TE Part #2311768-1  
AMPL REC, HD22, R/A, 26P, THREADED

Documents

Product Drawings

SSB7FP080202=SSB STRIP 7/16 8

English

CAD Files

Customer View Model

ENG\_CVM\_CVM\_2-1437416-8\_K.2d\_dxf.zip

English

3D PDF



3D

Customer View Model

[ENG\\_CVM\\_CVM\\_2-1437416-8\\_K.3d\\_igs.zip](#)

English

Customer View Model

[ENG\\_CVM\\_CVM\\_2-1437416-8\\_K.3d\\_stp.zip](#)

English

By downloading the CAD file I accept and agree to the [Terms and Conditions](#) of use.

Datasheets & Catalog Pages

[BUCHANAN TERMINAL BLOCKS CATALOG - BARRIER STRIPS](#)

English

[1-1773458-2\\_BARRIER\\_STRIPS\\_QUICK\\_REFERENCE\\_GUIDE](#)

English