

2-1393243-1 ✓ ACTIVE

SCHRACK | SCHRACK Power PCB Relay RT2

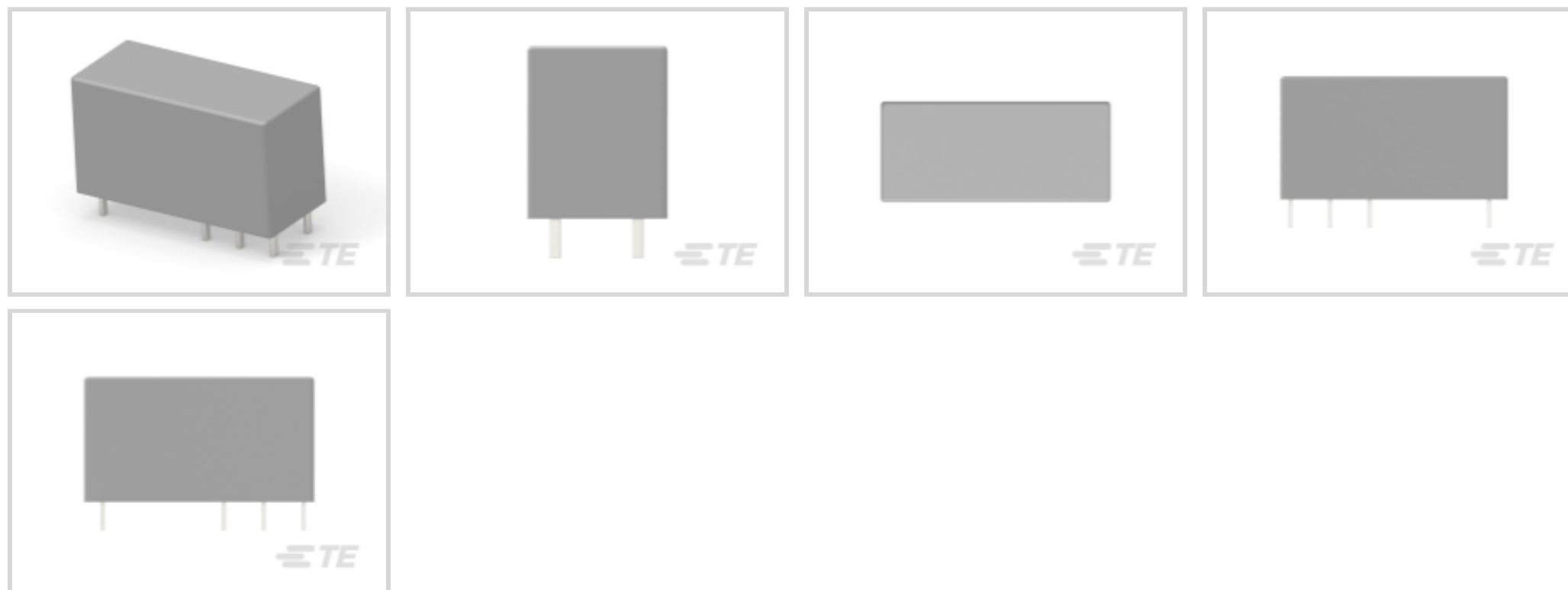
TE Internal #: 2-1393243-1

Power Relays, Standard, Monostable, DC, 400 mW Coil Power Rating DC, 1440 Ω Coil Resistance, UL Coil Insulation Class F, SCHRACK Power PCB Relay RT2

[View on TE.com >](#)



Relays, Contactors & Switches > Relays > Power Relays



Power Relay Type: **Standard**

Coil Magnetic System: **Monostable, DC**

Coil Power Rating DC: **400 mW**

Coil Resistance: **1440 Ω**

Coil Special Features: **UL Coil Insulation Class F**

Features

Product Type Features

Power Relay Type	Standard
------------------	----------

Electrical Characteristics

Insulation Initial Dielectric Between Coil & Contact Class	4000 – 5000 V
Insulation Initial Dielectric Between Open Contacts	1000 Vrms
Contact Limiting Making Current	15 A
Contact Limiting Continuous Current	8 A
Insulation Creepage Class	8 mm
Coil Power Rating Class	300 – 400 mW
Insulation Initial Dielectric Between Adjacent Contacts	2500 Vrms
Insulation Initial Dielectric Between Contacts & Coil	5000 Vrms
Insulation Creepage Between Contact & Coil	10 mm [.394 in]
Contact Limiting Breaking Current	8 A
Coil Magnetic System	Monostable, DC
Coil Power Rating DC	400 mW



Coil Resistance	1440 Ω
Coil Special Features	UL Coil Insulation Class F
Coil Voltage Rating	24 VDC
Contact Switching Voltage (Max)	400 VAC
Contact Voltage Rating	250 VAC

Body Features

Insulation Special Features	Tracking Index of Relay Base PTI250
Product Weight	13 g[.459 oz]

Contact Features

Contact Plating Material	Gold
Contact Arrangement	2 Form C (CO)
Contact Current Class	5 – 10 A, 16 A
Contact Current Rating (Max)	8 A
Contact Material	AgNi90/10
Contact Number of Poles	2
Relay Terminal Type	PCB-THT, Plug-In

Mechanical Attachment

Relay Mounting Type	Printed Circuit Board, Socket
---------------------	-------------------------------

Dimensions

Length Class (Mechanical)	25 – 30 mm
Insulation Clearance Class	8 mm
Height Class (Mechanical)	15 – 16 mm
Insulation Clearance Between Contact & Coil	10 mm[.394 in]
Width Class (Mechanical)	12 – 16 mm
Product Width	12.7 mm[.5 in]
Product Length	29 mm[1.142 in]
Product Height	15.7 mm[.618 in]

Usage Conditions

Environmental Ambient Temperature (Max)	85 °C[185 °F]
---	---------------

Packaging Features

Packaging Method	Carton, Tube
------------------	--------------



Product Compliance

[For compliance documentation, visit the product page on TE.com>](#)

EU RoHS Directive 2011/65/EU	Compliant
EU ELV Directive 2000/53/EC	Compliant
China RoHS 2 Directive MIIT Order No 32, 2016	No Restricted Materials Above Threshold
EU REACH Regulation (EC) No. 1907/2006	Current ECHA Candidate List: JUNE 2023 (235) Candidate List Declared Against: JUNE 2023 (235) Does not contain REACH SVHC
Halogen Content	Not Low Halogen - contains Br or Cl > 900 ppm.
Solder Process Capability	Wave solder capable to 260°C

Product Compliance Disclaimer


This information is provided based on reasonable inquiry of our suppliers and represents our current actual knowledge based on the information they provided. This information is subject to change. The part numbers that TE has identified as EU RoHS compliant have a maximum concentration of 0.1% by weight in homogenous materials for lead, hexavalent chromium, mercury, PBB, PBDE, DBP, BBP, DEHP, DIBP, and 0.01% for cadmium, or qualify for an exemption to these limits as defined in the Annexes of Directive 2011/65/EU (RoHS2). Finished electrical and electronic equipment products will be CE marked as required by Directive 2011/65/EU. Components may not be CE marked. Additionally, the part numbers that TE has identified as EU ELV compliant have a maximum concentration of 0.1% by weight in homogenous materials for lead, hexavalent chromium, and mercury, and 0.01% for cadmium, or qualify for an exemption to these limits as defined in the Annexes of Directive 2000/53/EC (ELV). Regarding the REACH Regulation, the information TE provides on SVHC in articles for this part number is based on the latest European Chemicals Agency (ECHA) 'Guidance on requirements for substances in articles' posted at this URL: <https://echa.europa.eu/guidance-documents/guidance-on-reach>

Compatible Parts

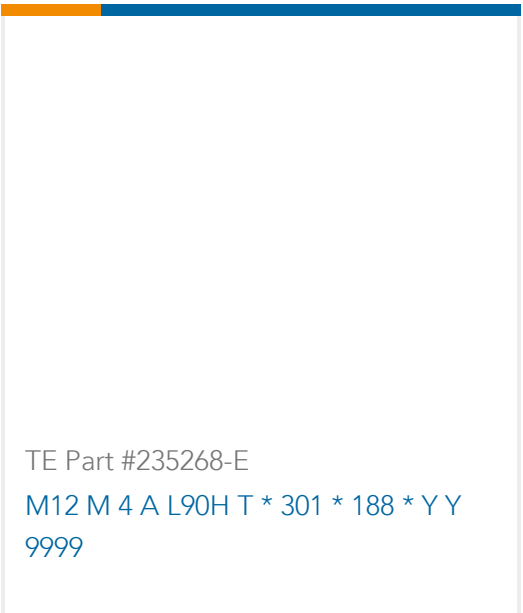
 TE Part # 6-1415035-1 RT78726	 TE Part # 1860306-1 RT78725	 TE Part # 5-1415036-1 PTML0024	 TE Part # 9-1415036-1 PTMT00A0
 TE Part # 1860200-1 RT7872P	 TE Part # 2022103-1 RT17017	 TE Part # 2-1415036-1 PTMG0024	 TE Part # 6-1415036-1 PTML0524

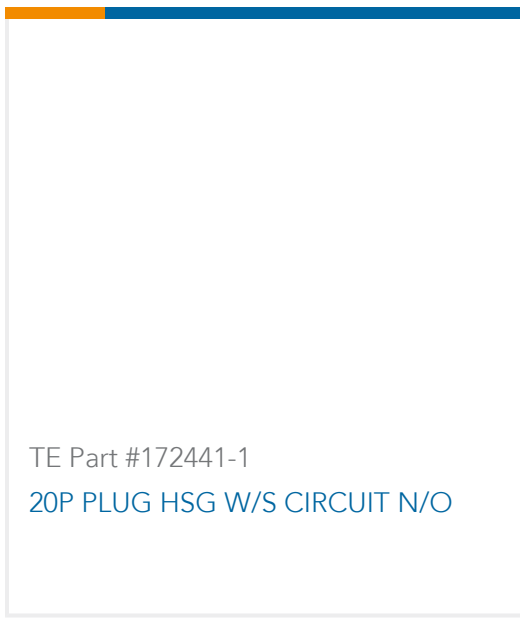


Also in the Series | **SCHRACK Power PCB Relay RT2**



Customers Also Bought





Documents

CAD Files

Customer View Model

[ENG_CVM_CVM_2-1393243-1_D.3d_igs.zip](#)

English

Customer View Model

[ENG_CVM_CVM_2-1393243-1_D.3d_stp.zip](#)

English

Customer View Model

[ENG_CVM_CVM_2-1393243-1_D.2d_dxf.zip](#)

English

3D PDF

3D

By downloading the CAD file I accept and agree to the [Terms and Conditions](#) of use.

Datasheets & Catalog Pages

[Power PCB Relay RT2](#)

English

Product Specifications

[Definitions General Purpose Relays](#)

English

Agency Approvals

[VDE Certificate](#)

English