



Relays, Contactors & Switches > Relays > Power Relays



Power Relay Type: **Industrial Panel Plug-In**

Coil Magnetic System: **Monostable, AC**

Coil Power Rating Class: **[1 – 2 VA]**

Coil Power Rating AC: **1.5 VA**

Coil Resistance: **12000 Ω**

Features

Product Type Features

Power Relay Type	Industrial Panel Plug-In
------------------	--------------------------

Electrical Characteristics

Insulation Initial Dielectric Between Coil & Contact Class	1000 – 1500 V
Insulation Initial Dielectric Between Contacts & Coil	1500 Vrms
Actuating System	AC
Insulation Initial Dielectric Between Open Contacts	1000 Vrms
Contact Limiting Making Current	2.5 A
Contact Limiting Short-Time Current	2.5 A
Contact Limiting Continuous Current	2.5 A
Insulation Initial Dielectric Between Adjacent Contacts	1500 Vrms
Insulation Initial Resistance	100 MΩ
Contact Limiting Breaking Current	2.5 A
Coil Magnetic System	Monostable, AC
	1 – 2 VA
Coil Power Rating AC	1.5 VA
Coil Resistance	12000 Ω
Coil Special Features	UL Coil Insulation Class B
Coil Voltage Rating	240 VAC
Contact Switching Load (Min)	100mA @ 12V



Contact Voltage Rating	240 VAC
------------------------	---------

Body Features

Product Weight	45 g[1.587 oz]
----------------	----------------

Contact Features

Contact Arrangement	4 Form C (CO)
Contact Current Class	2 – 5 A, 16 A
Contact Current Rating (Max)	2.5 A
Contact Material	Ag
Contact Number of Poles	4
Relay Terminal Type	Plug-In, Solder

Mechanical Attachment

Relay Mounting Type	Socket
---------------------	--------

Dimensions

Length Class (Mechanical)	25 – 30 mm
Height Class (Mechanical)	30 – 40 mm
Width Class (Mechanical)	20 – 25 mm
Product Width	21.8 mm[.858 in]
Product Length	28.2 mm[1.111 in]
Product Height	32.5 mm[1.261 in]

Usage Conditions

Environmental Ambient Temperature Class	50 – 70 °C
Environmental Ambient Temperature (Max)	70 °C[158 °F]
Operating Temperature Range	-45 – 70 °C

Packaging Features

Packaging Method	Package
------------------	---------

Product Compliance

For compliance documentation, visit the product page on TE.com>

EU RoHS Directive 2011/65/EU	Compliant
EU ELV Directive 2000/53/EC	Compliant
China RoHS 2 Directive MIIT Order No 32, 2016	No Restricted Materials Above Threshold
EU REACH Regulation (EC) No. 1907/2006	




Current ECHA Candidate List: JUNE 2023 (235)
Candidate List Declared Against: JUNE 2022 (224)
Does not contain REACH SVHC

Halogen Content	Not Yet Reviewed for halogen content
Solder Process Capability	Not applicable for solder process capability


Product Compliance Disclaimer

This information is provided based on reasonable inquiry of our suppliers and represents our current actual knowledge based on the information they provided. This information is subject to change. The part numbers that TE has identified as EU RoHS compliant have a maximum concentration of 0.1% by weight in homogenous materials for lead, hexavalent chromium, mercury, PBB, PBDE, DBP, BBP, DEHP, DIBP, and 0.01% for cadmium, or qualify for an exemption to these limits as defined in the Annexes of Directive 2011/65/EU (RoHS2). Finished electrical and electronic equipment products will be CE marked as required by Directive 2011/65/EU. Components may not be CE marked. Additionally, the part numbers that TE has identified as EU ELV compliant have a maximum concentration of 0.1% by weight in homogenous materials for lead, hexavalent chromium, and mercury, and 0.01% for cadmium, or qualify for an exemption to these limits as defined in the Annexes of Directive 2000/53/EC (ELV). Regarding the REACH Regulation, the information TE provides on SVHC in articles for this part number is based on the latest European Chemicals Agency (ECHA) 'Guidance on requirements for substances in articles' posted at this URL: <https://echa.europa.eu/guidance-documents/guidance-on-reach>


Compatible Parts




TE Part # 1-1393143-9
27E166=SOCKET,KH,14,SCW,PLES




TE Part # 2-1419106-6
27E894=SOCKET,KH,14,SCW,POLY,N



TE Part # 1419106-1
27E006=SOCKET,KH,14,SLG,G/T,PH




TE Part # 1419106-2
27E007=SOCKET,KH,14,PC,PHEN,BL



TE Part # 1419106-3
27E023=SOCKET,KH,14,PC,PHEN,BL

Also in the Series | [Potter & Brumfield KHA](#)



Power Relays(80)



Relay Accessories, Sockets & Clips(5)

Customers Also Bought



TE Part #206070-8
CABLE CLAMP KIT #17




TE Part #DT04-2P
REC, 2P, GRY, N



TE Part #DT06-2S
PLG, 2P, GRY, N



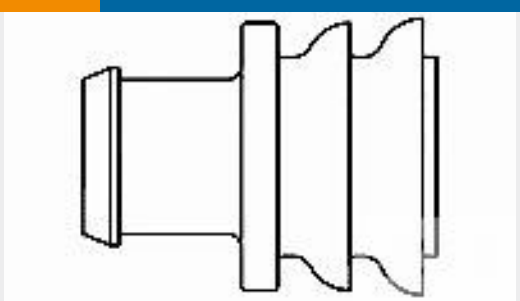
TE Part #W2S
Wedgelocks: DEUTSCH DT



TE Part #0462-201-16141
DEUTSCH Solid Contacts



TE Part #282080-1
AMP SUPERSEAL 1.5MM,
CONNECTOR HOUSING



TE Part #281934-2
SINGLE WIRE SEAL

Documents

CAD Files

3D PDF

3D

Customer View Model

ENG_CVM_CVM_2-1393122-2_C.2d_dxf.zip

English

Customer View Model

ENG_CVM_CVM_2-1393122-2_C.3d_igs.zip

English

Customer View Model

ENG_CVM_CVM_2-1393122-2_C.3d_stp.zip

English

By downloading the CAD file I accept and agree to the [Terms and Conditions](#) of use.

Datasheets & Catalog Pages

KHA General Purpose Dry Circuit to 5A Multicontact AC or DC Relay

English



Product Specifications

Definitions General Purpose Relays

English

Agency Approvals

UL

English