

2-1355200-2 ✓ ACTIVE

AMP MCP 2.8, AMP MCP Connector System


TE Internal #: 2-1355200-2

Housing for Female Terminals, Wire-to-Wire, 2 Position, .236 in [6 mm] Centerline, Sealable, Black, Wire & Cable, Power, Hybrid

[View on TE.com >](#)



Connectors > Automotive Connectors > Automotive Housings > AMP MCP, SEALED CONNECTOR HOUSING



Connector System: **Wire-to-Wire**

Number of Positions: **2**

Connector & Housing Type: **Housing for Female Terminals**

Centerline (Pitch): **6 mm [.236 in]**

Sealable: **Yes**

[All AMP MCP, SEALED CONNECTOR HOUSING \(166\)](#)

Features

Product Type Features

| | |
|-----------------------------------|------------------------------|
| Hybrid Connector | No |
| Connector Shape | Rectangular |
| Connector System | Wire-to-Wire |
| Connector & Housing Type | Housing for Female Terminals |
| Sealable | Yes |
| Connector & Contact Terminates To | Wire & Cable |
| Primary Locking Feature | On the Terminal |

Configuration Features

| | |
|---------------------|---|
| Number of Positions | 2 |
| Number of Rows | 1 |

Electrical Characteristics

| | |
|------------------------------|------|
| Nominal Voltage Architecture | 25 V |
|------------------------------|------|

Body Features



| | |
|-------------------------|-------|
| Cable Exit Angle | 180° |
| Primary Product Color | Black |
| Connector & Keying Code | B |

Contact Features

| | |
|------------------------------|----------------|
| Contact Size | 2.8mm |
| Contact Type | Receptacle |
| Mating Tab Width | 2.8 mm[.11 in] |
| Contact Current Rating (Max) | 35 A |

Mechanical Attachment

| | |
|-----------------------------|----------------------------|
| Terminal Position Assurance | Yes |
| Strain Relief | Without |
| Mating Alignment Type | Keyed |
| Mating Alignment | With |
| Connector Mounting Type | Cable Mount (Free-Hanging) |

Housing Features

| | |
|--------------------|---------------|
| Housing Material | PA GF |
| Centerline (Pitch) | 6 mm[.236 in] |

Dimensions

| | |
|------------------|------------------|
| Connector Height | 22.7 mm[.894 in] |
| Product Width | 33 mm[1.299 in] |
| Product Length | 25 mm[.984 in] |

Usage Conditions

| | |
|-----------------------------|---|
| Operating Temperature (Max) | 70 °C, 75 °C, 80 °C, 85 °C, 90 °C, 100 °C [158 °F][167 °F][176 °F][185 °F][194 °F][212 °F] |
| Operating Temperature Range | -30 – 100 °C[-22 – 212 °F] |

Operation/Application

| | |
|---------------------|-------|
| Circuit Application | Power |
|---------------------|-------|

Industry Standards

| | |
|------------------------|---------|
| Degree of Protection | IP67 |
| UL Flammability Rating | UL 94HB |

Packaging Features

| | |
|--|--|
| | |
|--|--|



| | |
|--------------------|------|
| Packaging Quantity | 1000 |
|--------------------|------|

| | |
|------------------|-----------|
| Packaging Method | Container |
|------------------|-----------|

Other

| | |
|-------------|-----|
| Serviceable | Yes |
|-------------|-----|

| | |
|--------------------------------------|----|
| Connector Position Assurance Capable | No |
|--------------------------------------|----|

Product Compliance

[For compliance documentation, visit the product page on TE.com>](#)

| | |
|------------------------------|-----------|
| EU RoHS Directive 2011/65/EU | Compliant |
|------------------------------|-----------|

| | |
|-----------------------------|-----------|
| EU ELV Directive 2000/53/EC | Compliant |
|-----------------------------|-----------|

| | |
|---|---|
| China RoHS 2 Directive MIIT Order No 32, 2016 | No Restricted Materials Above Threshold |
|---|---|

| | |
|--|---|
| EU REACH Regulation (EC) No. 1907/2006 | Current ECHA Candidate List: JUNE 2023 (235) Candidate List Declared Against: JUNE 2023 (235) Does not contain REACH SVHC |
|--|---|

| | |
|-----------------|--|
| Halogen Content | BFR/CFR/PVC Free, but Br/Cl >900 ppm in other sources. |
|-----------------|--|

| | |
|---------------------------|--|
| Solder Process Capability | Not applicable for solder process capability |
|---------------------------|--|

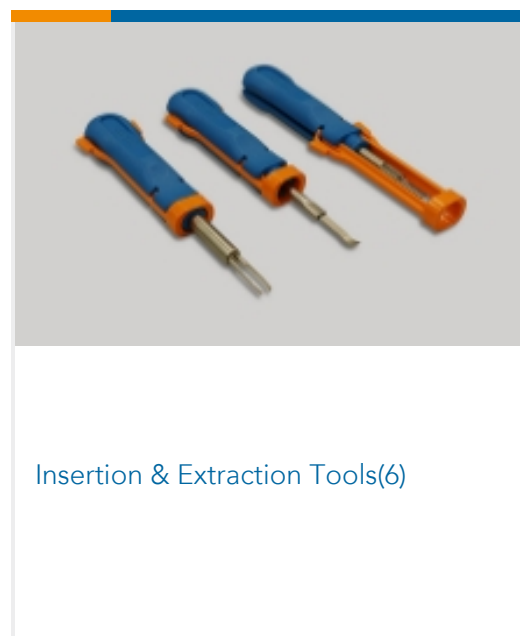

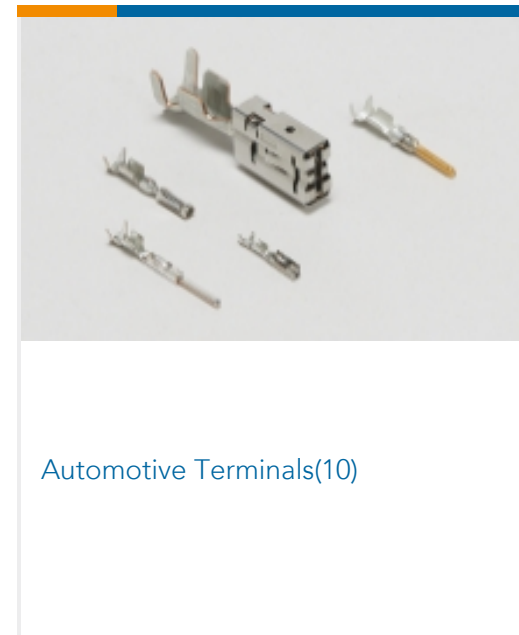
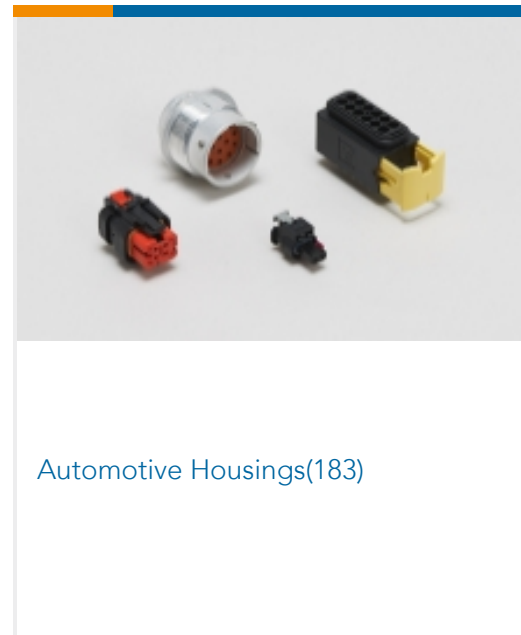
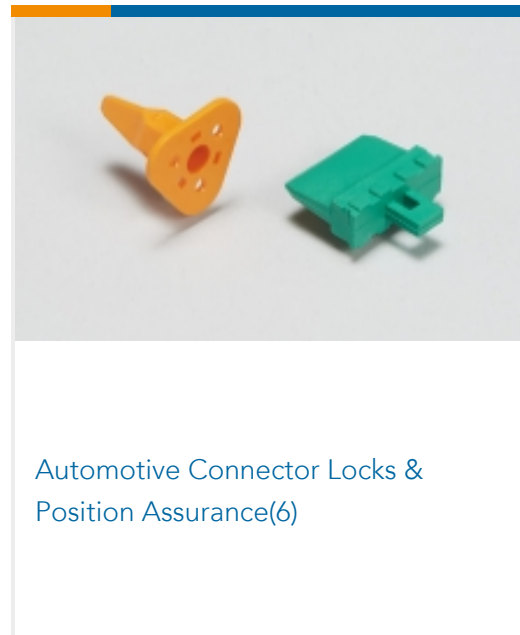

Product Compliance Disclaimer

This information is provided based on reasonable inquiry of our suppliers and represents our current actual knowledge based on the information they provided. This information is subject to change. The part numbers that TE has identified as EU RoHS compliant have a maximum concentration of 0.1% by weight in homogenous materials for lead, hexavalent chromium, mercury, PBB, PBDE, DBP, BBP, DEHP, DIBP, and 0.01% for cadmium, or qualify for an exemption to these limits as defined in the Annexes of Directive 2011/65/EU (RoHS2). Finished electrical and electronic equipment products will be CE marked as required by Directive 2011/65/EU. Components may not be CE marked. Additionally, the part numbers that TE has identified as EU ELV compliant have a maximum concentration of 0.1% by weight in homogenous materials for lead, hexavalent chromium, and mercury, and 0.01% for cadmium, or qualify for an exemption to these limits as defined in the Annexes of Directive 2000/53/EC (ELV). Regarding the REACH Regulation, the information TE provides on SVHC in articles for this part number is based on the latest European Chemicals Agency (ECHA) 'Guidance on requirements for substances in articles' posted at this URL: <https://echa.europa.eu/guidance-documents/guidance-on-reach>

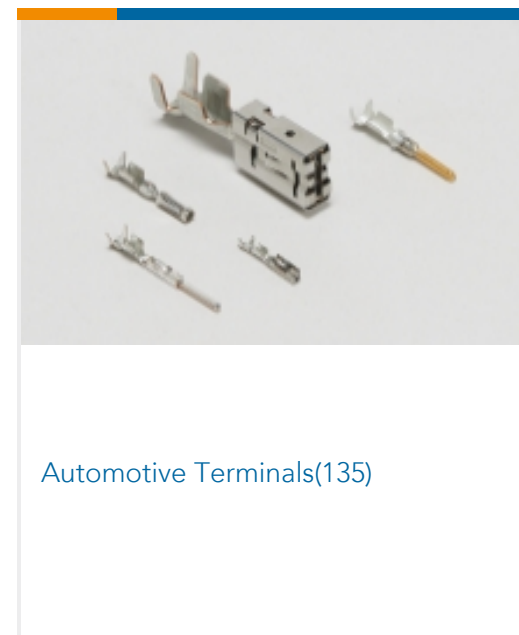
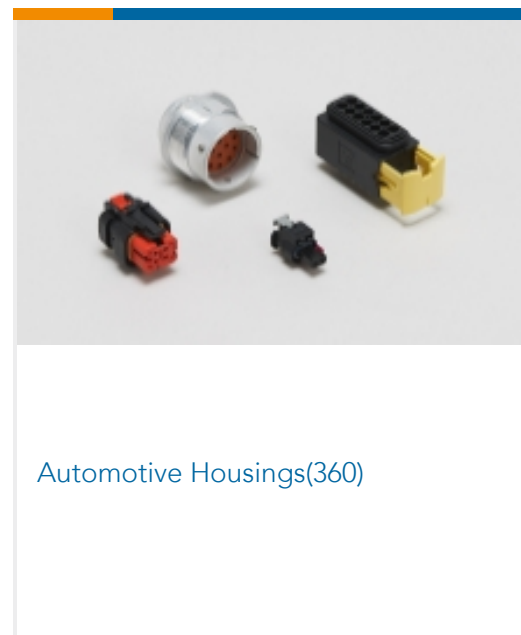
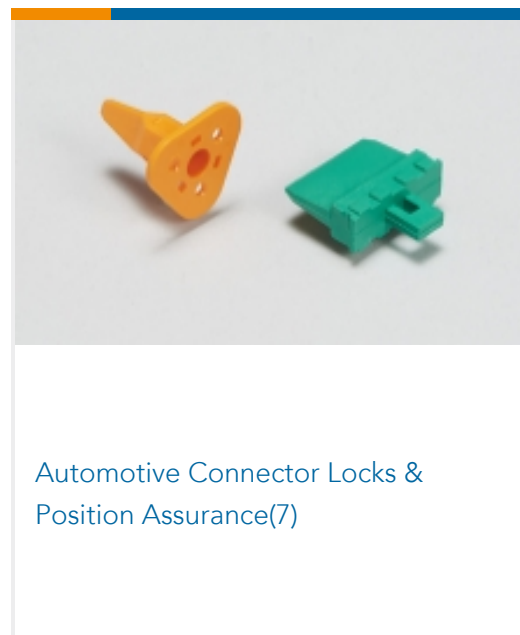

Compatible Parts




Also in the Series | AMP MCP 2.8

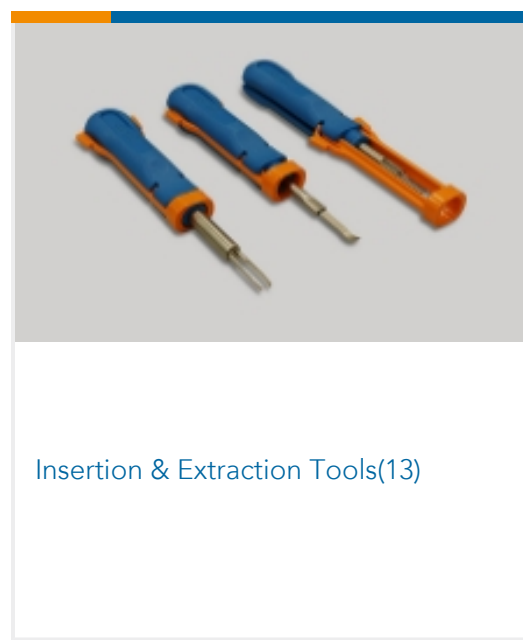


Also in the Series | AMP MCP Connector System






Connector Seals & Cavity Plugs(6)



Insertion & Extraction Tools(13)



Other Automotive Connector Accessories(2)

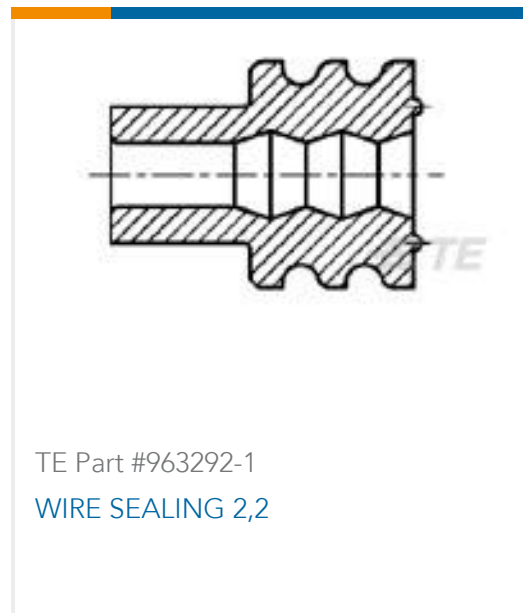


PCB Headers & Receptacles(30)

Customers Also Bought



TE Part #206247P038
SCT-NO.4-E2-0-STK



TE Part #963292-1
WIRE SEALING 2,2



TE Part #1379659-2
TH/.025 CONNECTOR SYSTEM,
HOUSING



TE Part #1-968857-3
AMP MCP, RECEPTACLE AND TAB



TE Part #CH00902001
TSAS-UNSLIT-NR501-X-STK



TE Part #1437839-1
107322A=DBL XMAS TREE CLIP, BL



TE Part #5672706015
TSAS-NR503-X-10MM

Documents

Product Drawings

[MCP2,8REC HSG ASY2P](#)

English

CAD Files

[3D PDF](#)

3D

Customer View Model

[ENG_CVM_CVM_2-1355200-2_D.2d_dxf.zip](#)

English

Customer View Model

[ENG_CVM_CVM_2-1355200-2_D.3d_igs.zip](#)

English

Customer View Model

[ENG_CVM_CVM_2-1355200-2_D.3d_stp.zip](#)

English

By downloading the CAD file I accept and agree to the [Terms and Conditions](#) of use.



Product Specifications

Product Specification

English