

2-111623-6 ✓ ACTIVE

AMP-LATCH

TE Internal #: 2-111623-6

Ribbon Cable Connectors, Wire-to-Board, 50 Position, 2 mm [.079 in] Centerline, 2 Row, Receptacle, Low Profile, Polarization Mating Alignment Type

[View on TE.com >](#)



Connectors > PCB Connectors > Wire-to-Board Connectors > FFC, FPC & Ribbon Connectors > Ribbon Cable Connectors



Connector System: **Wire-to-Board**

Number of Positions: **50**

Centerline (Pitch): **2 mm [.079 in]**

Row-to-Row Spacing: **2 mm [.1 in]**

Number of Rows: **2**

Features

Product Type Features

| | |
|-----------------------------------|--------------------|
| Connector Product Type | Connector Assembly |
| Connector System | Wire-to-Board |
| Connector & Housing Type | Receptacle |
| Connector & Contact Terminates To | Wire & Cable |

Configuration Features

| | |
|---------------------|----|
| Number of Positions | 50 |
| Number of Rows | 2 |

Electrical Characteristics

| | |
|-----------------------|---------|
| Insulation Resistance | 5000 MΩ |
| Operating Voltage | 125 VAC |

Body Features

| | |
|-----------------------|---------|
| Daisy Chain | Without |
| Primary Product Color | Black |
| Connector Profile | Low |



Contact Features

| | |
|---|-----------------------------|
| Mating Square Post Dimension | .5 mm[.02 in] |
| Mating Pin Diameter | .5 mm[.02 in] |
| Contact Type | Socket |
| Wire Contact Termination Area Plating Thickness | .127 μ m[5 μ in] |
| Wire Contact Termination Area Plating Material | Gold |
| Contact Mating Area Plating Material Thickness | .76 μ m[29.92 μ in] |
| Contact Shape & Form | Single Beam |
| PCB Contact Termination Area Plating Material | Tin-Lead |
| Contact Base Material | Phosphor Bronze |
| Contact Current Rating (Max) | .5 A |

Termination Features

| | |
|------------------------------------|-------------------------------|
| Termination Method to Wire & Cable | Insulation Displacement (IDC) |
|------------------------------------|-------------------------------|

Mechanical Attachment

| | |
|-------------------------|----------------------------|
| Mating Alignment | With |
| PCB Mount Alignment | With |
| Panel Mount Feature | Without |
| Mating Alignment Type | Polarization |
| Mating Retention | With |
| Mating Retention Type | Ejection Latch |
| Connector Mounting Type | Cable Mount (Free-Hanging) |

Housing Features

| | |
|--------------------|---------------|
| Housing Material | Polyester |
| Centerline (Pitch) | 2 mm[.079 in] |

Dimensions

| | |
|--------------------------------------|------------------------------|
| Connector Length | 55.17 mm[2.172 in] |
| Connector Height | 8.48 mm[.334 in] |
| Connector Width | 5.58 mm[.22 in] |
| Wire Size | .08 mm ² |
| Compatible Insulation Diameter Range | .71 – .87 mm[.028 – .034 in] |
| Row-to-Row Spacing | 2 mm[.1 in] |

Usage Conditions

| | |
|-----------------------------|----------------------------|
| Operating Temperature Range | -65 – 105 °C[-85 – 221 °F] |
|-----------------------------|----------------------------|

Operation/Application

| | |
|---------------------|--------|
| Circuit Application | Signal |
|---------------------|--------|

Industry Standards

| | |
|------------------------|-----------------------|
| UL Rating | Recognized |
| Agency/Standard | CSA, UL |
| Approved Standards | CSA LR7189, UL E28476 |
| UL Flammability Rating | UL 94V-0 |

Packaging Features

| | |
|--------------------|------------------|
| Packaging Quantity | 60 |
| Packaging Method | Box & Tray, Tray |

Product Compliance

[For compliance documentation, visit the product page on TE.com>](#)

| | |
|---|---|
| EU RoHS Directive 2011/65/EU | Compliant |
| EU ELV Directive 2000/53/EC | Compliant |
| China RoHS 2 Directive MIIT Order No 32, 2016 | No Restricted Materials Above Threshold |
| EU REACH Regulation (EC) No. 1907/2006 | Current ECHA Candidate List: JUNE 2023 (235) Candidate List Declared Against: JUNE 2023 (235) Does not contain REACH SVHC |
| Halogen Content | Not Low Halogen - contains Br or Cl > 900 ppm. |
| Solder Process Capability | Not applicable for solder process capability |

Product Compliance Disclaimer

This information is provided based on reasonable inquiry of our suppliers and represents our current actual knowledge based on the information they provided. This information is subject to change. The part numbers that TE has identified as EU RoHS compliant have a maximum concentration of 0.1% by weight in homogenous materials for lead, hexavalent chromium, mercury, PBB, PBDE, DBP, BBP, DEHP, DIBP, and 0.01% for cadmium, or qualify for an exemption to these limits as defined in the Annexes of Directive 2011/65/EU (RoHS2). Finished electrical and electronic equipment products will be CE marked as required by Directive 2011/65/EU. Components may not be CE marked. Additionally, the part numbers that TE has identified as EU ELV compliant have a maximum concentration of 0.1% by weight in homogenous materials for lead, hexavalent chromium, and mercury, and 0.01% for cadmium, or qualify for an exemption to these limits as defined in the Annexes of Directive 2000/53/EC (ELV). Regarding the REACH Regulation, the information TE provides on SVHC in articles for this part number is based on the latest European Chemicals Agency (ECHA) 'Guidance on requirements for substances in articles' posted at this URL: <https://echa.europa.eu/guidance-documents/guidance-on-reach>

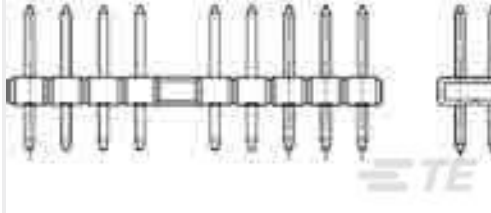
Compatible Parts



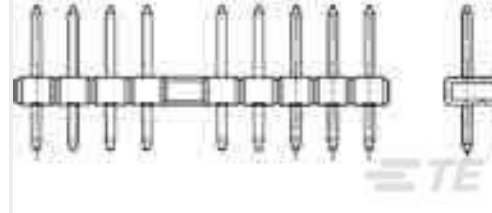
TE Part # 5088450-9
PULL LOOP, CUT LENGTH 1.82 IN



TE Part # 111620-1
2MM KEYING PLUG, COMB OF 10



TE Part # 3-5176264-9
50 AMPMODU 2MM DR VERT MNT LF



TE Part # 4-5176264-8
50 AMPMODU 2MM DR VERT MNT LF



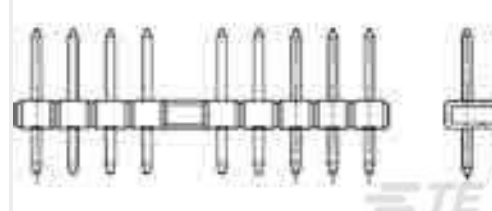
TE Part # 1-111614-1
050 STRAIN RELIEF 2MM



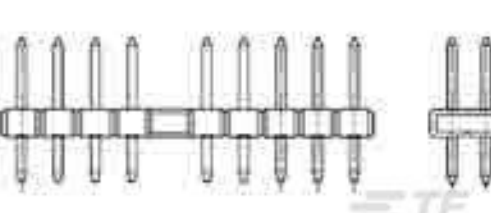
TE Part # 2-5176837-4
50 AMPMODU 2MM, H, AU, LF



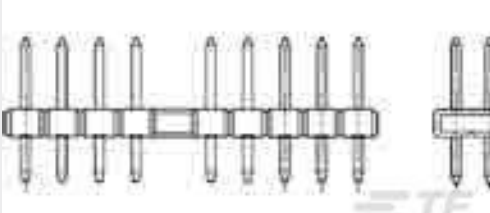
TE Part # 4-5176837-8
50 AMPMODU 2MM, H, AU, LF



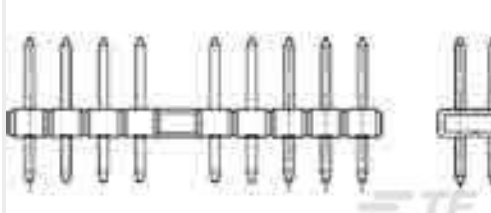
TE Part # 5-5176264-1
50 AMPMODU 2MM DR VERT MNT LF



TE Part # 5-5176264-2
50 AMPMODU 2MM DR VERT MNT LF



TE Part # 2-5178751-4
AMPMODU 2MM HDR V-TYPE ASSY



TE Part # 4-5178751-8
AMPMODU 2MM HDR V-TYPE ASSY

Customers Also Bought



TE Part # 3-1879233-6
SMW5 3R0 5%



TE Part # 2-1623730-7
BCHE 4 W 6R8 10%



TE Part # 2-1622824-4
RL73H 2H R22 1% 4K RL



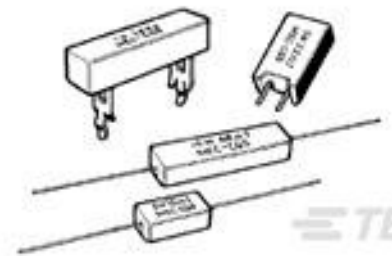
TE Part # 5557572-3
MOD JK ASSY, 6PORT, 8POSN, SHLD



TE Part # 2176089-1
RP 1J 0.166W 10K2 0.1% 25PPM 1K RL



TE Part # 5406203-3
MJ ASSY, 4P, 8POS, SH, CAT5, NS P/O



TE Part # 1623782-6
SQM5 220R 5% (METAL FILM)



TE Part # 2267078-4
TMS1T5B2M7RE



Documents

Product Drawings

50, 2MM, POL, 30 DP, LEAD FREE

English

CAD Files

3D PDF

3D

Customer View Model

[ENG_CVM_CVM_2-111623-6_K.2d_dxf.zip](#)

English

Customer View Model

[ENG_CVM_CVM_2-111623-6_K.3d_igs.zip](#)

English

Customer View Model

[ENG_CVM_CVM_2-111623-6_K.3d_stp.zip](#)

English

By downloading the CAD file I accept and agree to the [Terms and Conditions](#) of use.

Datasheets & Catalog Pages

Ribbon Cable Interconnect Solutions

English

Product Specifications

Application Specification

English

Product Environmental Compliance

Product Compliance

English

Product Compliance

English

Instruction Sheets

Instruction Sheet (U.S.)

English

Agency Approvals



[UL Report](#)

English