

1SNK712064R0000 ✓ ACTIVE

ENTRELEC | ENTRELEC SNK

TE Internal #: 1SNK712064R0000

Modular Terminal Blocks, Feed-Through, PI-Spring Terminal Block,  
Gray, Product Spacing .551 in [14 mm], 3 Position, DIN Rail,  
ENTRELEC SNK

[View on TE.com >](#)



Connectors > Terminal Blocks & Strips > Modular Terminal Blocks



Block Function: **Feed-Through**

Modular Terminal Block Product Type: **PI-Spring Terminal Block**

Primary Product Color: **Gray**

Product Spacing: **14 mm [ .551 in ]**

Number of Positions: **3**

## Features

### Product Type Features

Modular Terminal Block Product Type	PI-Spring Terminal Block
-------------------------------------	--------------------------

### Configuration Features

Gauge Type	A7 & 6.3 mm Dia.
Number of Levels	1
Block Function	Feed-Through
Number of Positions	3

### Electrical Characteristics

Operating Voltage Rating (UL & CSA) (Max) - Main Circuit	1000 V
Impulse Withstanding Voltage Rating (IEC)	8000 V
Current Rating (CSA)	75 A
Power Loss	2.4 W
Dielectric Withstanding Voltage (Max)	2200 V
Short-Time Withstanding Current Rating @ 1s	1920 A
Current Rating (UL)	75 A

Current Rating (IEC)	76 A
----------------------	------

### Body Features

Product Weight	48.01 g[1.89 oz]
Primary Product Color	Gray

### Mechanical Attachment

DIN Rail Mounting Type	TH35-15, TH35-7.5
Connector Mounting Type	DIN Rail

### Housing Features

Housing Material	Polyamide
------------------	-----------

### Dimensions

Main Circuit Capacity - 1 Rigid Stranded Conductor per Spring Clamp	.5 – 25 mm <sup>2</sup>
---	-------------------------

Main Circuit Capacity - Twin Ferrule per Spring Clamp	.5 – 6 mm <sup>2</sup>
---	------------------------

Wire Stripping Length	15 mm[.591 in]
-----------------------	----------------

Main Circuit Capacity - 1 Non-Insulated Ferrule per Spring Clamp	.5 – 16 mm <sup>2</sup>
--	-------------------------

Main Circuit Capacity - 1 Insulated Ferrule per Spring Clamp	20 – 6 AWG
--	------------

Main Circuit Capacity - 1 Flexible Conductor per Spring Clamp	.5 – 16 mm <sup>2</sup>
---	-------------------------

Tool Size	4 mm[.157 in]
-----------	---------------

Product Depth	98.3 mm
---------------	---------

Product Length	98.3 mm[3.87 in]
----------------	------------------

Product Height	47.5 mm
----------------	---------

Product Spacing	14 mm[.551 in]
-----------------	----------------

### Usage Conditions

Installation Temperature Range	-5 – 40 °C[23 – 104 °F]
--------------------------------	-------------------------

Operating Temperature Range	-55 – 110 °C[-67 – 230 °F]
-----------------------------	----------------------------

### Industry Standards

IP Rating	IP20
-----------	------

UL Flammability Rating	UL 94V-0
------------------------	----------

### Product Compliance

For compliance documentation, visit the product page on [TE.com](https://www.te.com)>

EU RoHS Directive 2011/65/EU	Compliant
------------------------------	-----------



EU ELV Directive 2000/53/EC	Compliant
China RoHS 2 Directive MIIT Order No 32, 2016	No Restricted Materials Above Threshold
EU REACH Regulation (EC) No. 1907/2006	Current ECHA Candidate List: JUNE 2023 (235) Candidate List Declared Against: JUNE 2023 (235) Does not contain REACH SVHC
Halogen Content	Low Halogen - Br, Cl, F, I < 900 ppm per homogenous material. Also BFR/CFR/PVC Free
Solder Process Capability	Not reviewed for solder process capability

Product Compliance Disclaimer

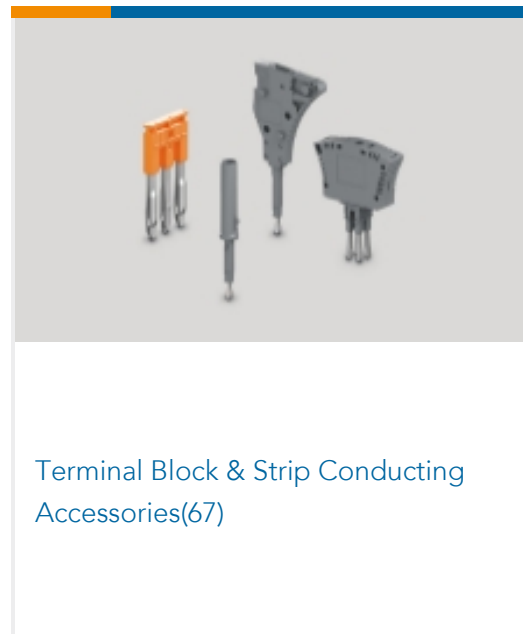

This information is provided based on reasonable inquiry of our suppliers and represents our current actual knowledge based on the information they provided. This information is subject to change. The part numbers that TE has identified as EU RoHS compliant have a maximum concentration of 0.1% by weight in homogenous materials for lead, hexavalent chromium, mercury, PBB, PBDE, DBP, BBP, DEHP, DIBP, and 0.01% for cadmium, or qualify for an exemption to these limits as defined in the Annexes of Directive 2011/65/EU (RoHS2). Finished electrical and electronic equipment products will be CE marked as required by Directive 2011/65/EU. Components may not be CE marked. Additionally, the part numbers that TE has identified as EU ELV compliant have a maximum concentration of 0.1% by weight in homogenous materials for lead, hexavalent chromium, and mercury, and 0.01% for cadmium, or qualify for an exemption to these limits as defined in the Annexes of Directive 2000/53/EC (ELV). Regarding the REACH Regulation, the information TE provides on SVHC in articles for this part number is based on the latest European Chemicals Agency (ECHA) 'Guidance on requirements for substances in articles' posted at this URL: <https://echa.europa.eu/guidance-documents/guidance-on-reach>

## Compatible Parts

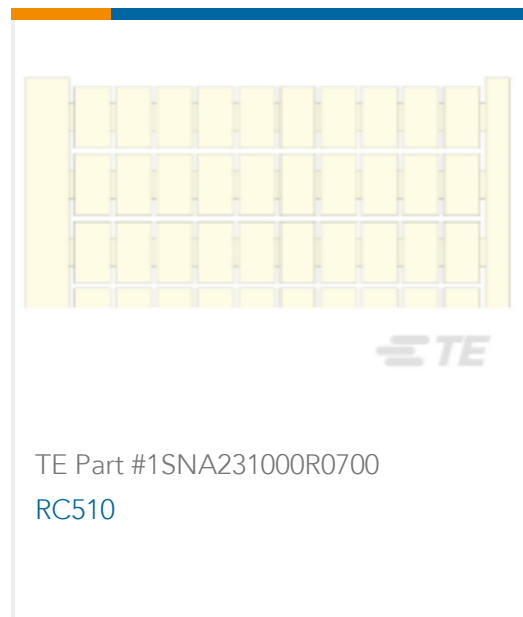
 <p>TE Part # 1SET111020R0000 WF160-12-IV</p>	 <p>TE Part # 1SET111021R0000 WF160-18-IV</p>	 <p>TE Part # 1SET111039R0000 WF160-12-BL</p>	 <p>TE Part # 1SET111040R0000 WF160-18-BL</p>
 <p>TE Part # 1SNK900002R0000 BAZ1</p>	 <p>TE Part # 1SNK900107R0000 CS-R3</p>	 <p>TE Part # 1SNK900203R0000 TP2</p>	 <p>TE Part # 1SET112009R0000 WFD040-12-OR</p>



Also in the Series | **ENTRELEC SNK**



Customers Also Bought





## Documents

### CAD Files

#### Customer View Model

[ENG\\_CVM\\_CVM\\_1SNK712064R0000\\_A2.3d\\_igs.zip](#)

English

#### Customer View Model

[ENG\\_CVM\\_CVM\\_1SNK712064R0000\\_A2.3d\\_stp.zip](#)

English

#### Customer View Model

[ENG\\_CVM\\_CVM\\_1SNK712064R0000\\_A2.2d\\_dxf.zip](#)

English

### 3D PDF

3D

By downloading the CAD file I accept and agree to the [Terms and Conditions](#) of use.

### Datasheets & Catalog Pages

[ENTRELEC Terminal Block - Master Catalog](#)

[ENTRELEC Terminal Block - Master Catalog](#)

English

[ZK16-3P-PV](#)

English

[SNK SERIES TERMINAL BLOCKS](#)

English

### Agency Approvals

[UL](#)

English