

1SNK710065R0000 ✓ ACTIVE

ENTRELEC | ENTRELEC SNK


TE Internal #: 1SNK710065R0000

Modular Terminal Blocks, Feed-Through, PI-Spring Terminal Block, Blue & Gray, Product Spacing .472 in [12 mm], 2 Position, DIN Rail, ENTRELEC SNK

[View on TE.com >](#)



Connectors > Terminal Blocks & Strips > Modular Terminal Blocks



Block Function: **Feed-Through**

Modular Terminal Block Product Type: **PI-Spring Terminal Block**

Primary Product Color: **Blue & Gray**

Product Spacing: **12 mm [ .472 in ]**

Number of Positions: **2**

## Features

### Product Type Features

Modular Terminal Block Product Type	PI-Spring Terminal Block
-------------------------------------	--------------------------

### Configuration Features

Gauge Type	A6 & 5.1 mm Dia.
Number of Levels	1
Block Function	Feed-Through
Number of Positions	2

### Electrical Characteristics

Operating Voltage Rating (UL & CSA) (Max) - Main Circuit	1000 V
Impulse Withstanding Voltage Rating (IEC)	8000 V
Current Rating (CSA)	55 A
Power Loss	1.8 W
Dielectric Withstanding Voltage (Max)	2200 V
Short-Time Withstanding Current Rating @ 1s	1200 A
Current Rating (UL)	55 A

Current Rating (IEC)	57 A
----------------------	------

### Body Features

Product Weight	29.86 g[1.176 oz]
Primary Product Color	Blue & Gray

### Mechanical Attachment

DIN Rail Mounting Type	TH35-15, TH35-7.5
Connector Mounting Type	DIN Rail

### Housing Features

Housing Material	Polyamide
------------------	-----------

### Dimensions

Main Circuit Capacity - 1 Rigid Stranded Conductor per Spring Clamp	.5 – 16 mm <sup>2</sup>
Main Circuit Capacity - Twin Ferrule per Spring Clamp	.5 – 4 mm <sup>2</sup>
Wire Stripping Length	15 mm[.591 in]
Main Circuit Capacity - 1 Non-Insulated Ferrule per Spring Clamp	.5 – 10 mm <sup>2</sup>
Main Circuit Capacity - 1 Insulated Ferrule per Spring Clamp	20 – 8 AWG
Main Circuit Capacity - 1 Flexible Conductor per Spring Clamp	.5 – 10 mm <sup>2</sup>
Tool Size	4 mm[.157 in]
Product Depth	82.5 mm
Product Length	82.5 mm[3.25 in]
Product Height	47.5 mm
Product Spacing	12 mm[.472 in]

### Usage Conditions

Installation Temperature Range	-5 – 40 °C[23 – 104 °F]
Operating Temperature Range	-55 – 110 °C[-67 – 230 °F]

### Industry Standards

IP Rating	IP20
UL Flammability Rating	UL 94V-0

### Product Compliance

For compliance documentation, visit the product page on [TE.com](https://www.te.com)>

EU RoHS Directive 2011/65/EU	Compliant
------------------------------	-----------



EU ELV Directive 2000/53/EC

Compliant

China RoHS 2 Directive MIIT Order No 32, 2016

No Restricted Materials Above Threshold

EU REACH Regulation (EC) No. 1907/2006

Current ECHA Candidate List: JAN 2023 (233)  
Candidate List Declared Against: JAN 2023 (233)  
Does not contain REACH SVHC

Halogen Content

Low Halogen - Br, Cl, F, I < 900 ppm per homogenous material. Also BFR/CFR/PVC Free

Solder Process Capability

Not reviewed for solder process capability

Product Compliance Disclaimer

This information is provided based on reasonable inquiry of our suppliers and represents our current actual knowledge based on the information they provided. This information is subject to change. The part numbers that TE has identified as EU RoHS compliant have a maximum concentration of 0.1% by weight in homogenous materials for lead, hexavalent chromium, mercury, PBB, PBDE, DBP, BBP, DEHP, DIBP, and 0.01% for cadmium, or qualify for an exemption to these limits as defined in the Annexes of Directive 2011/65/EU (RoHS2). Finished electrical and electronic equipment products will be CE marked as required by Directive 2011/65/EU. Components may not be CE marked. Additionally, the part numbers that TE has identified as EU ELV compliant have a maximum concentration of 0.1% by weight in homogenous materials for lead, hexavalent chromium, and mercury, and 0.01% for cadmium, or qualify for an exemption to these limits as defined in the Annexes of Directive 2000/53/EC (ELV). Regarding the REACH Regulation, the information TE provides on SVHC in articles for this part number is based on the latest European Chemicals Agency (ECHA) 'Guidance on requirements for substances in articles' posted at this URL: <https://echa.europa.eu/guidance-documents/guidance-on-reach>

### Compatible Parts



TE Part # 1SNK900002R0000  
BAZ1



TE Part # 1SNK900107R0000  
CS-R3



TE Part # 1SNK912302R0000  
JB12-2



TE Part # 1SNK912303R0000  
JB12-3



TE Part # 1SNK160000R0000  
MC812



TE Part # 1SNK169999R0000  
MC812PA




TE Part # 1SNK900203R0000  
TP2




TE Part # 1SNK900205R0000  
TP4



### Also in the Series | ENTRELEC SNK



### Customers Also Bought





## Documents

### CAD Files

Customer View Model

[ENG\\_CVM\\_CVM\\_1SNK710065R0000\\_A2.3d\\_igs.zip](#)

English

Customer View Model

[ENG\\_CVM\\_CVM\\_1SNK710065R0000\\_A2.3d\\_stp.zip](#)

English

Customer View Model

[ENG\\_CVM\\_CVM\\_1SNK710065R0000\\_A2.2d\\_dxf.zip](#)

English

### 3D PDF

3D

By downloading the CAD file I accept and agree to the [Terms and Conditions](#) of use.

### Datasheets & Catalog Pages

[ENTRELEC Terminal Block - Master Catalog](#)

[ENTRELEC Terminal Block - Master Catalog](#)

English

[ZK10-PV-BL](#)

English

[SNK SERIES TERMINAL BLOCKS](#)

English

### Agency Approvals

[UL](#)

English