

1SNK531020R0000 ✓ ACTIVE

ENTRELEC | ENTRELEC SNK

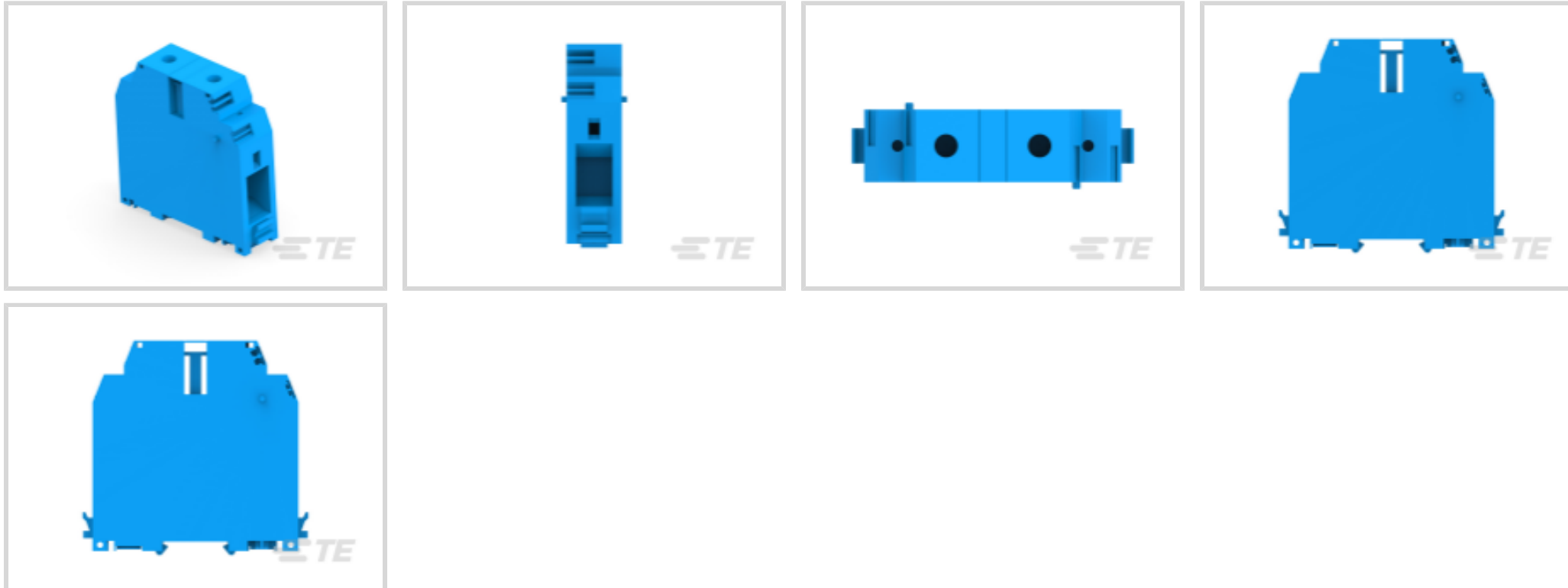
TE Internal #: 1SNK531020R0000

Modular Terminal Blocks, Feed-Through, Screw Clamp Terminal Block, Blue, Product Spacing 1.22 in [31 mm], 2 Position, DIN Rail, ENTRELEC SNK

[View on TE.com >](#)



Connectors > Terminal Blocks & Strips > Modular Terminal Blocks



Block Function: **Feed-Through**

Modular Terminal Block Product Type: **Screw Clamp Terminal Block**

Primary Product Color: **Blue**

Wire Size: **350 kcmil**

Product Spacing: **31 mm [1.22 in]**

Features

Product Type Features

Modular Terminal Block Product Type	Screw Clamp Terminal Block
-------------------------------------	----------------------------

Configuration Features

Gauge Type	B14
Number of Levels	1
Number of Poles	1
Number of Circuits	1
Block Function	Feed-Through
Number of Positions	2

Electrical Characteristics

Operating Voltage Rating (UL & CSA) (Max) - Main Circuit	1000 V
Impulse Withstanding Voltage Rating (IEC)	12000 V
Voltage Rating (CSA)	1000 V
Current Rating (CSA)	310 A
Power Loss	9.9 W

Dielectric Withstanding Voltage (Max)	3820 V
---------------------------------------	--------

Short-Time Withstanding Current Rating @ 1s	18000 A
---	---------

Voltage Rating (IEC)	1000 V
----------------------	--------

Current Rating (UL)	310 A
---------------------	-------

Current Rating (IEC)	309 A
----------------------	-------

Body Features

Product Weight	318 g[12.52 oz]
----------------	-----------------

Primary Product Color	Blue
-----------------------	------

Mechanical Attachment

DIN Rail Mounting Type	TH35-15, TH35-7.5
------------------------	-------------------

Tightening Torque	177 in-lbs
-------------------	------------

Connector Mounting Type	DIN Rail
-------------------------	----------

Housing Features

Housing Material	Polyamide
------------------	-----------

Dimensions

Main Circuit Capacity - 1 Rigid Stranded Conductor per Screw Clamp	35 – 185 mm ²
--	--------------------------

Main Circuit Capacity - 1 Flexible Conductor per Screw Clamp	50 – 150 mm ²
--	--------------------------

Wire Stripping Length	40 mm[1.575 in]
-----------------------	-----------------

Main Circuit Capacity - 2 Flexible Conductors per Screw Clamp	.5 – 10 mm ²
---	-------------------------

Main Circuit Capacity - 2 Rigid Stranded Conductors per Screw Clamp	.5 – 16 mm ²
---	-------------------------

Tool Size	8 mm[.315 in]
-----------	---------------

Product Depth	107 mm
---------------	--------

Product Height	119.4 mm
----------------	----------

Wire Size	350 kcmil
-----------	-----------

Product Spacing	31 mm[1.22 in]
-----------------	----------------

Usage Conditions

Installation Temperature Range	-5 – 40 °C[23 – 104 °F]
--------------------------------	-------------------------

Operating Temperature Range	-55 – 110 °C[-67 – 230 °F]
-----------------------------	----------------------------

Industry Standards

UL Flammability Rating	UL 94V-0
------------------------	----------



Product Compliance







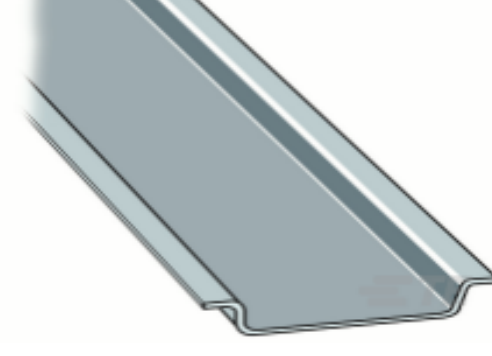
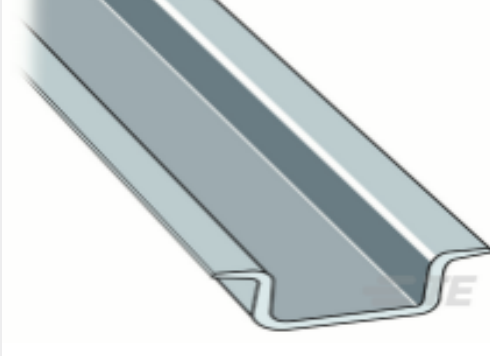
[For compliance documentation, visit the product page on TE.com>](#)

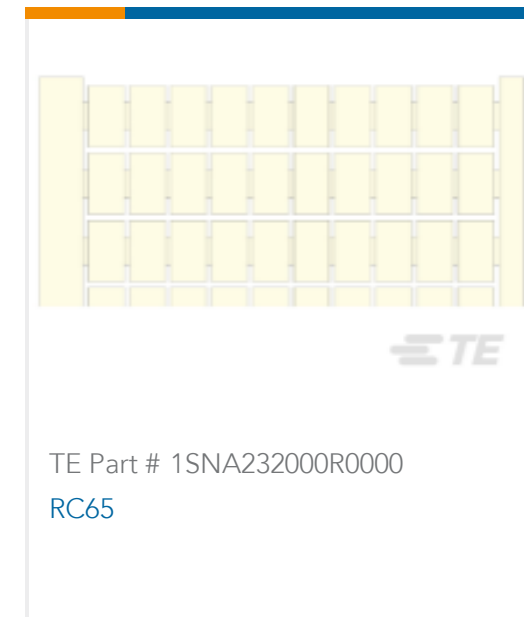
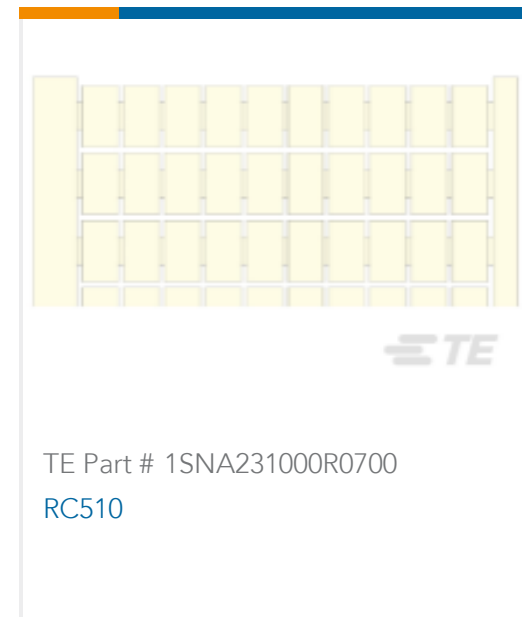
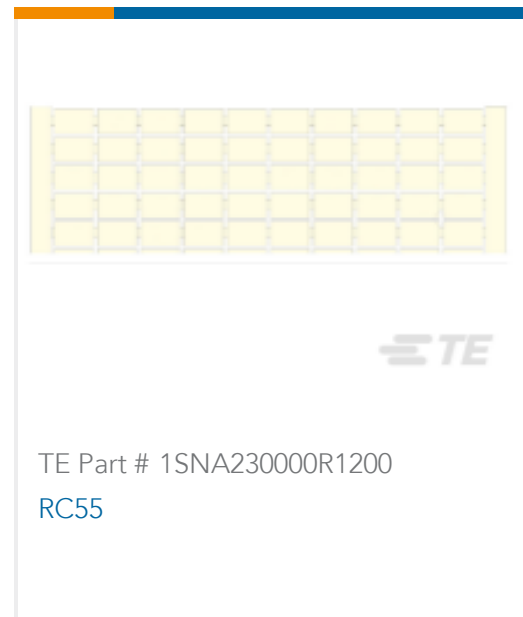
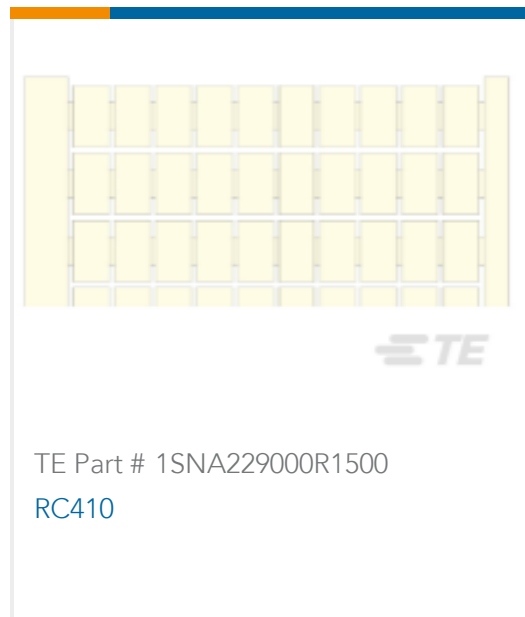

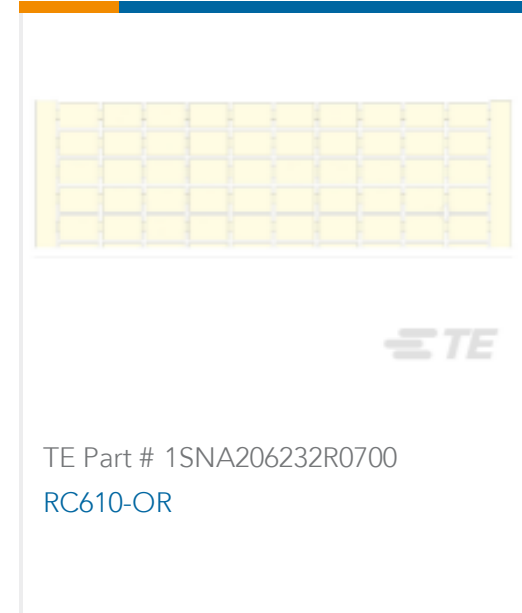

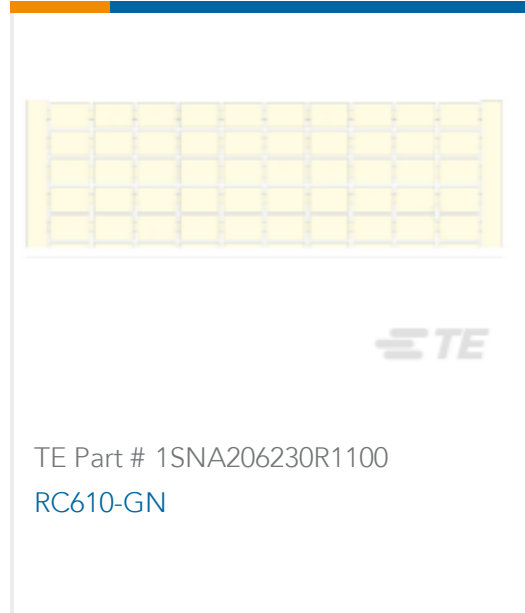

EU RoHS Directive 2011/65/EU	Compliant
EU ELV Directive 2000/53/EC	Compliant
China RoHS 2 Directive MIIT Order No 32, 2016	No Restricted Materials Above Threshold
EU REACH Regulation (EC) No. 1907/2006	Current ECHA Candidate List: JUNE 2023 (235) Candidate List Declared Against: JAN 2023 (233) Does not contain REACH SVHC
Halogen Content	BFR/CFR/PVC Free, but Br/Cl >900 ppm in other sources.
Solder Process Capability	Not reviewed for solder process capability

Product Compliance Disclaimer


This information is provided based on reasonable inquiry of our suppliers and represents our current actual knowledge based on the information they provided. This information is subject to change. The part numbers that TE has identified as EU RoHS compliant have a maximum concentration of 0.1% by weight in homogenous materials for lead, hexavalent chromium, mercury, PBB, PBDE, DBP, BBP, DEHP, DIBP, and 0.01% for cadmium, or qualify for an exemption to these limits as defined in the Annexes of Directive 2011/65/EU (RoHS2). Finished electrical and electronic equipment products will be CE marked as required by Directive 2011/65/EU. Components may not be CE marked. Additionally, the part numbers that TE has identified as EU ELV compliant have a maximum concentration of 0.1% by weight in homogenous materials for lead, hexavalent chromium, and mercury, and 0.01% for cadmium, or qualify for an exemption to these limits as defined in the Annexes of Directive 2000/53/EC (ELV). Regarding the REACH Regulation, the information TE provides on SVHC in articles for this part number is based on the latest European Chemicals Agency (ECHA) 'Guidance on requirements for substances in articles' posted at this URL: <https://echa.europa.eu/guidance-documents/guidance-on-reach>

Compatible Parts

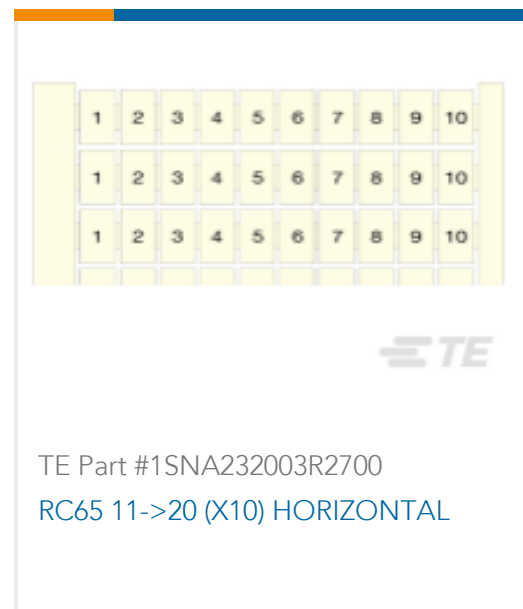
 <p>TE Part # 1SNK140004R0000 MC512-YL</p>	 <p>TE Part # 1SNK150004R0000 MC612-YL</p>	 <p>TE Part # 1SNK160004R0000 MC812-YL</p>	 <p>TE Part # 1SNK900102R0000 BAZH1</p>
 <p>TE Part # 1SNA103775R0000 RC65-BL</p>	 <p>TE Part # 1SNA103776R0100 RC65-RD</p>	 <p>TE Part # 1SNA164800R0300 PR3.G2</p>	 <p>TE Part # 1SNA168500R1200 PR4</p>



Also in the Series | **ENTRELEC SNK**



Customers Also Bought





TE Part #1SNK526020R0000
ZS95-BL



TE Part #1SNK531060R0000
ZS150-YL



TE Part #1SNK536010R0000
ZS240



TE Part #1SNK536020R0000
ZS240-BL



TE Part #1SNA110264R0200
D4/6.LNTP1



TE Part #1SNA110269R1700
D4/6.LNTP3

Documents

CAD Files

[3D PDF](#)

[3D](#)

[Customer View Model](#)

[ENG_CVM_CVM_1SNK531020R0000_A.2d_dxf.zip](#)

English

[Customer View Model](#)

[ENG_CVM_CVM_1SNK531020R0000_A.3d_igs.zip](#)

English

[Customer View Model](#)

[ENG_CVM_CVM_1SNK531020R0000_A.3d_stp.zip](#)

English

By downloading the CAD file I accept and agree to the [Terms and Conditions](#) of use.

Datasheets & Catalog Pages

[ENTRELEC Terminal Block - Master Catalog](#)

[ENTRELEC Terminal Block - Master Catalog](#)

English

[ZS150-BL](#)

English

[SNK SERIES TERMINAL BLOCKS](#)

English

Agency Approvals

[ZK-ZS_ATEX_1SND225112U1006-C-TE](#)

English

1SNK531020R0000

Modular Terminal Blocks, Feed-Through, Screw Clamp Terminal Block, Blue, Product Spacing 1.22 in [31 mm], 2 Position, DIN Rail, ENTRELEC SNK

