

1SNK512150R0000 ✓ ACTIVE

ENTRELEC | ENTRELEC SNK

TE Internal #: 1SNK512150R0000

Modular Terminal Blocks, Ground, Screw Clamp Terminal Block, Green & Yellow, Product Spacing .472 in [12 mm], 2 Position, DIN Rail, ENTRELEC SNK

[View on TE.com >](#)



Connectors > Terminal Blocks & Strips > Modular Terminal Blocks



Block Function: **Ground**

Modular Terminal Block Product Type: **Screw Clamp Terminal Block**

Primary Product Color: **Green & Yellow**

Product Spacing: **12 mm [.472 in]**

Number of Positions: **2**

Features

Product Type Features

Modular Terminal Block Product Type	Screw Clamp Terminal Block
-------------------------------------	----------------------------

Configuration Features

Gauge Type	A6-B6
Number of Levels	1
Number of Circuits	1
Block Function	Ground
Number of Positions	2

Electrical Characteristics

Impulse Withstanding Voltage Rating (IEC)	8000 V
Dielectric Withstanding Voltage (Max)	2200 V
Short-Time Withstanding Current Rating @ 1s	1920 A

Body Features

Product Weight	38 g[1.496 oz]
Primary Product Color	Green & Yellow

Mechanical Attachment

DIN Rail Mounting Type	TH35-15, TH35-7.5
Connector Mounting Type	DIN Rail

Housing Features

Housing Material	Polyamide
------------------	-----------

Dimensions

Main Circuit Capacity - 1 Rigid Stranded Conductor per Screw Clamp	24 – 3 AWG
Main Circuit Capacity - Twin Ferrule per Screw Clamp	20 – 10 AWG
Main Circuit Capacity - 1 Flexible Conductor per Screw Clamp	.5 – 25 mm ²
Wire Stripping Length	13.5 mm[.531 in]
Main Circuit Capacity - 1 Insulated Ferrule per Screw Clamp	24 – 8 AWG
Main Circuit Capacity - 1 Non-Insulated Ferrule per Screw Clamp	.5 – 16 mm ²
Main Circuit Capacity - 2 Rigid Stranded Conductors per Screw Clamp	.5 – 10 mm ²
Main Circuit Capacity - 2 Flexible Conductors per Screw Clamp	.5 – 10 mm ²
Tool Size	5.5 mm[.217 in]
Product Depth	48.9 mm
Product Length	48.9 mm
Product Height	63.6 mm
Product Spacing	12 mm[.472 in]

Usage Conditions

Installation Temperature Range	-5 – 40 °C[23 – 104 °F]
Operating Temperature Range	-55 – 110 °C[-67 – 230 °F]

Industry Standards

IP Rating	IP20
UL Flammability Rating	UL 94V-0

Product Compliance

For compliance documentation, visit the product page on [TE.com](https://www.te.com)>

EU RoHS Directive 2011/65/EU	Compliant
EU ELV Directive 2000/53/EC	Compliant
China RoHS 2 Directive MIIT Order No 32, 2016	No Restricted Materials Above Threshold
EU REACH Regulation (EC) No. 1907/2006	Current ECHA Candidate List: JUNE 2023 (235) Candidate List Declared Against: JUNE 2023 (235) Does not contain REACH SVHC

Halogen Content

Low Halogen - Br, Cl, F, I < 900 ppm per homogenous material. Also BFR/CFR/PVC Free

Solder Process Capability

Not reviewed for solder process capability

Product Compliance Disclaimer

This information is provided based on reasonable inquiry of our suppliers and represents our current actual knowledge based on the information they provided. This information is subject to change. The part numbers that TE has identified as EU RoHS compliant have a maximum concentration of 0.1% by weight in homogenous materials for lead, hexavalent chromium, mercury, PBB, PBDE, DBP, BBP, DEHP, DIBP, and 0.01% for cadmium, or qualify for an exemption to these limits as defined in the Annexes of Directive 2011/65/EU (RoHS2). Finished electrical and electronic equipment products will be CE marked as required by Directive 2011/65/EU. Components may not be CE marked. Additionally, the part numbers that TE has identified as EU ELV compliant have a maximum concentration of 0.1% by weight in homogenous materials for lead, hexavalent chromium, and mercury, and 0.01% for cadmium, or qualify for an exemption to these limits as defined in the Annexes of Directive 2000/53/EC (ELV). Regarding the REACH Regulation, the information TE provides on SVHC in articles for this part number is based on the latest European Chemicals Agency (ECHA) 'Guidance on requirements for substances in articles' posted at this URL: <https://echa.europa.eu/guidance-documents/guidance-on-reach>

Compatible Parts



TE Part # 1SET111020R0000
WF160-12-IV



TE Part # 1SET111039R0000
WF160-12-BL



TE Part # 1SNK140004R0000
MC512-YL



TE Part # 1SNK150004R0000
MC612-YL



TE Part # 1SNK160004R0000
MC812-YL



TE Part # 1SNK505910R0000
ES4



TE Part # 1SNK900001R0000
BAM4



TE Part # 1SNK900002R0000
BAZ1



TE Part # 1SNK900103R0000
CS-R1



TE Part # 1SNK900203R0000
TP2




TE Part # 1SNK900621R0000
PL10



TE Part # 1SNK900624R0000
KCO

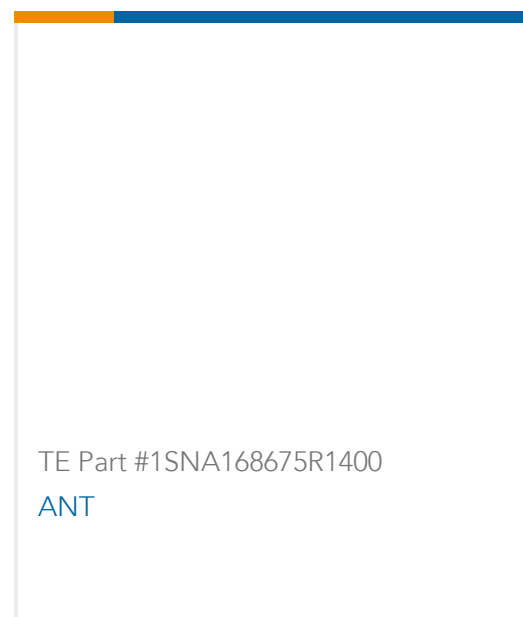



Also in the Series | **ENTRELEC SNK**



Customers Also Bought





Documents

CAD Files

[3D PDF](#)

3D

Customer View Model

[ENG_CVM_CVM_1SNK512150R0000_A.2d_dxf.zip](#)

English

Customer View Model

[ENG_CVM_CVM_1SNK512150R0000_A.3d_igs.zip](#)

English

Customer View Model

[ENG_CVM_CVM_1SNK512150R0000_A.3d_stp.zip](#)

English

By downloading the CAD file I accept and agree to the [Terms and Conditions](#) of use.

Datasheets & Catalog Pages

[ENTRELEC Terminal Block - Master Catalog](#)

[ENTRELEC Terminal Block - Master Catalog](#)

English

[ZS25-PE](#)

English

[SNK SERIES TERMINAL BLOCKS](#)

English

[ENTRELEC Terminal Blocks Catalogue \(RUS\)](#)

[Essential Entrelec Terminal Blocks](#)

French

[Essential Entrelec Terminal Blocks](#)

English

[Essential Entrelec Terminal Blocks](#)

Japanese

Agency Approvals

[ZK-ZS_ATEX_1SND225112U1006-C-TE](#)

English

1SNK512150R0000

Modular Terminal Blocks, Ground, Screw Clamp Terminal Block, Green & Yellow,
Product Spacing .472 in [12 mm], 2 Position, DIN Rail, ENTRELEC SNK

