

1969725-1 ✓ ACTIVE

FASTON | FASTON 110, FASTON 187


TE Internal #: 1969725-1

Crimp Terminal Housings, Receptacle, Receptacle, 4 Position,  
Straight, UL 94V-0, Black, Nylon, Mating Alignment, FASTON 187

[View on TE.com >](#)



Terminals & Splices > Terminal Housings, Insulation Sleeves & Blocks > Crimp Terminal Housings



Terminal Type: **Receptacle**

Connector & Housing Type: **Receptacle**

Number of Positions: **4**

Terminal Orientation: **Straight**

UL Flammability Rating: **UL 94V-0**

## Features

### Product Type Features

Sealable	No
Connector & Contact Terminates To	Wire & Cable
Connector & Housing Type	Receptacle

### Configuration Features

Number of Positions	4
---------------------	---

### Body Features

Primary Product Color	Black
-----------------------	-------

### Contact Features

Terminal Type	Receptacle
Terminal Orientation	Straight
Contact Mating Retention	Without

### Mechanical Attachment

Mating Alignment	With
Connector Mounting Type	Cable Mount (Free-Hanging)



### Housing Features

Housing Material	Nylon
------------------	-------

### Dimensions

	.08 – .12 in
--	--------------

### Usage Conditions

Operating Temperature Range	-40 – 130 °C[-40 – 266 °F]
-----------------------------	----------------------------

### Industry Standards

UL Flammability Rating	UL 94V-0
------------------------	----------

### Packaging Features

Packaging Method	Carton
------------------	--------

## Product Compliance

[For compliance documentation, visit the product page on TE.com>](#)

EU RoHS Directive 2011/65/EU	Compliant
EU ELV Directive 2000/53/EC	Compliant
China RoHS 2 Directive MIIT Order No 32, 2016	No Restricted Materials Above Threshold
EU REACH Regulation (EC) No. 1907/2006	Current ECHA Candidate List: JUNE 2023 (235) Candidate List Declared Against: JUNE 2023 (235) Does not contain REACH SVHC
Halogen Content	Not Low Halogen - contains Br or Cl > 900 ppm.
Solder Process Capability	Not reviewed for solder process capability



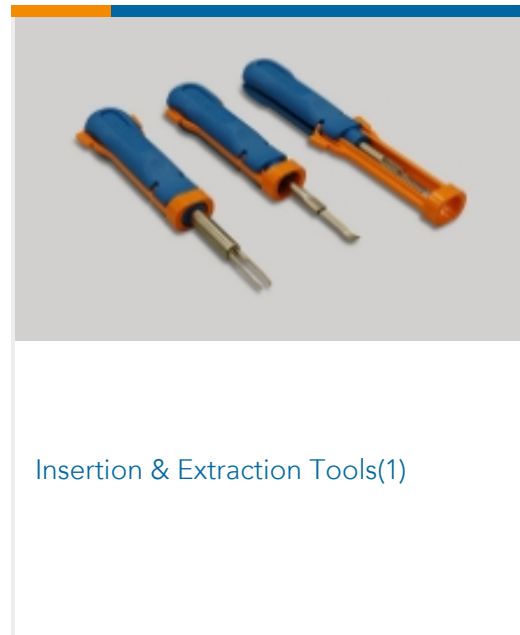
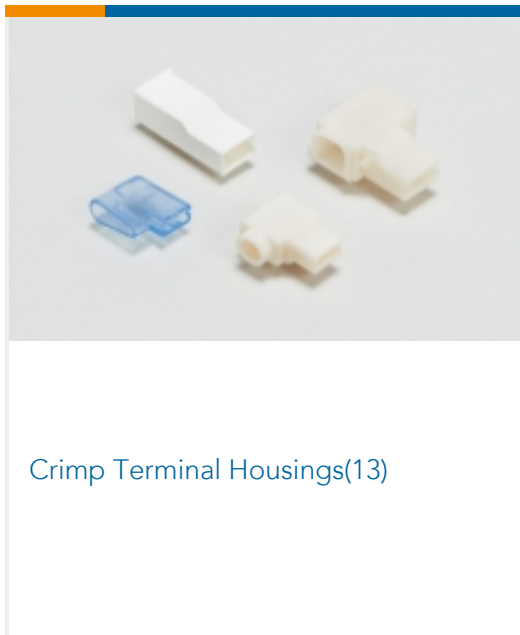
#### Product Compliance Disclaimer

This information is provided based on reasonable inquiry of our suppliers and represents our current actual knowledge based on the information they provided. This information is subject to change. The part numbers that TE has identified as EU RoHS compliant have a maximum concentration of 0.1% by weight in homogenous materials for lead, hexavalent chromium, mercury, PBB, PBDE, DBP, BBP, DEHP, DIBP, and 0.01% for cadmium, or qualify for an exemption to these limits as defined in the Annexes of Directive 2011/65/EU (RoHS2). Finished electrical and electronic equipment products will be CE marked as required by Directive 2011/65/EU. Components may not be CE marked. Additionally, the part numbers that TE has identified as EU ELV compliant have a maximum concentration of 0.1% by weight in homogenous materials for lead, hexavalent chromium, and mercury, and 0.01% for cadmium, or qualify for an exemption to these limits as defined in the Annexes of Directive 2000/53/EC (ELV). Regarding the REACH Regulation, the information TE provides on SVHC in articles for this part number is based on the latest European Chemicals Agency (ECHA) 'Guidance on requirements for substances in articles' posted at this URL: <https://echa.europa.eu/guidance-documents/guidance-on-reach>

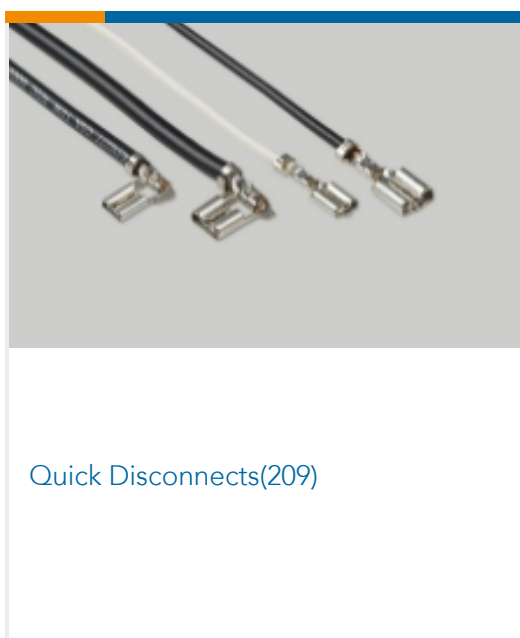

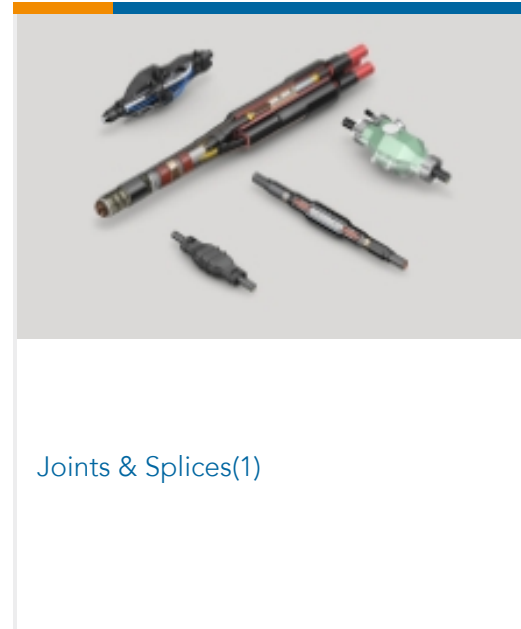
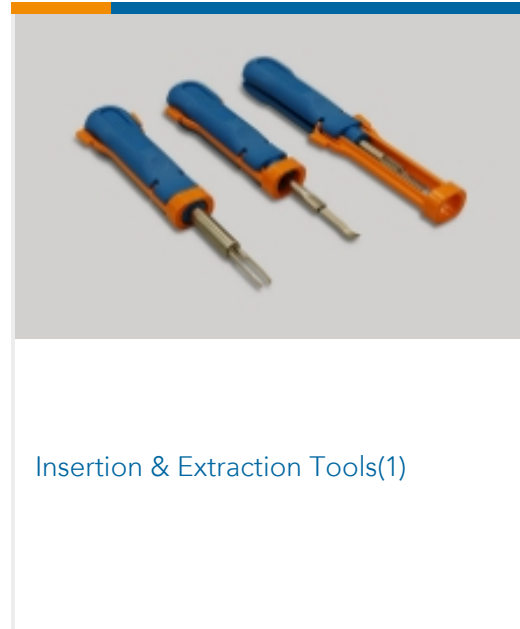
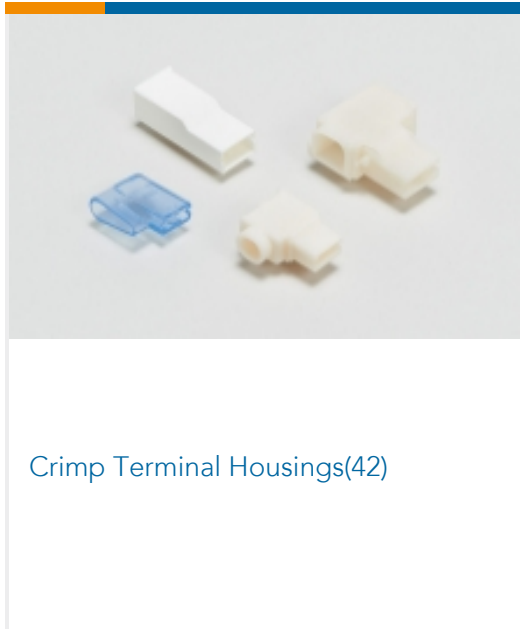
## Compatible Parts



### Also in the Series | FASTON 110




### Also in the Series | FASTON 187



### Customers Also Bought




TE Part #520963-2  
ULTRA-POD 250 ASSY REC 18-14  
AWG TPBR



TE Part #521367-1  
ULTRA POD: Straight, Receptacle  
Assembly, Unplated, .250 inch



TE Part #63482-1  
RING 18-14 AWG TPSTL



TE Part #63306-2  
250 FASTON REC 18-14 AWG TPBR



TE Part #521411-1  
ULTRA-POD 250 ASY REC 22-18 AWG  
BR



TE Part #42660-1  
250 FASTON REC 18-14 AWG BR



TE Part #61795-3  
RING 18-14 AWG TPBR



TE Part #42800-1  
187 FASTON REC 20-16 AWG BR



TE Part #179464-1  
POWER DBL LOCK CAP HSG F/H 3P

## Documents

### Product Drawings

187 FAST&110 PL HSG.,REC.,4 POS,BLACK

English

### CAD Files

3D PDF

3D

Customer View Model

[ENG\\_CVM\\_CVM\\_1969725-1\\_B.2d\\_dxf.zip](#)

English

Customer View Model

[ENG\\_CVM\\_CVM\\_1969725-1\\_B.3d\\_igs.zip](#)

English

Customer View Model

[ENG\\_CVM\\_CVM\\_1969725-1\\_B.3d\\_stp.zip](#)

English

By downloading the CAD file I accept and agree to the [Terms and Conditions](#) of use.

### Product Environmental Compliance



**TE Material Declaration**

English

[MD\\_1969725-1\\_10032016328\\_dmtec](#)

English

[MD\\_1969725-1\\_10032016328\\_dmtec](#)

English