

1969442-7 ✓ ACTIVE



Economy Power 2.5

TE Internal #: 1969442-7


Housing, Receptacle, Wire-to-Board, 7 Position, .098 in [2.5 mm]

Centerline, Crimp, 1 Row, Natural, Mating Retention, Wire & Cable,

Economy Power 2.5

[View on TE.com >](#)

Connectors > PCB Connectors > Wire-to-Board Connectors > Wire-to-Board Connector Assemblies & Housings



Connector Product Type: **Housing**

Connector & Housing Type: **Receptacle**

Connector System: **Wire-to-Board**

Number of Positions: **7**

Centerline (Pitch): **2.5 mm [.098 in]**

Features

Product Type Features

Connector Product Type	Housing
Connector & Housing Type	Receptacle
Connector System	Wire-to-Board
Sealable	No
Connector & Contact Terminates To	Wire & Cable

Configuration Features

Number of Positions	7
Number of Rows	1

Electrical Characteristics

Operating Voltage	250 VAC
-------------------	---------

Body Features

Primary Product Color	Natural
-----------------------	---------

Contact Features

--	--



Contact Type	Socket
Contact Base Material	Copper Alloy
Contact Current Rating (Max)	4.5 A

Termination Features

Termination Method to Wire & Cable	Crimp
------------------------------------	-------

Mechanical Attachment

Strain Relief	Without
Panel Mount Feature	Without
PCB Mount Retention	Without
Mating Retention Type	Latch
Mating Retention	With
Connector Mounting Type	Cable Mount (Free-Hanging)

Housing Features

Housing Entry Configuration	Both Ends Closed
Housing Material	Nylon - GF
Centerline (Pitch)	2.5 mm[.098 in]

Dimensions

Connector Length	19.8 mm[.78 in]
Connector Height	8 mm[.315 in]
Connector Width	9.58 mm[.377 in]
Wire Size	.13 – .33 mm ²

Usage Conditions

Operating Temperature Range	-55 – 105 °C[-67 – 221 °F]
-----------------------------	----------------------------

Operation/Application

Circuit Application	Power
---------------------	-------

Industry Standards

Glow Wire Rating	Standard Part - Not Glow Wire
UL Flammability Rating	UL 94V-0

Packaging Features

Packaging Quantity	500
Packaging Method	Bag



Product Compliance

[For compliance documentation, visit the product page on TE.com>](#)

EU RoHS Directive 2011/65/EU	Compliant
EU ELV Directive 2000/53/EC	Compliant
China RoHS 2 Directive MIIT Order No 32, 2016	No Restricted Materials Above Threshold
EU REACH Regulation (EC) No. 1907/2006	Current ECHA Candidate List: JUNE 2023 (235) Candidate List Declared Against: JUNE 2023 (235) Does not contain REACH SVHC
Halogen Content	Not Low Halogen - contains Br or Cl > 900 ppm.
Solder Process Capability	Not applicable for solder process capability

Product Compliance Disclaimer

This information is provided based on reasonable inquiry of our suppliers and represents our current actual knowledge based on the information they provided. This information is subject to change. The part numbers that TE has identified as EU RoHS compliant have a maximum concentration of 0.1% by weight in homogenous materials for lead, hexavalent chromium, mercury, PBB, PBDE, DBP, BBP, DEHP, DIBP, and 0.01% for cadmium, or qualify for an exemption to these limits as defined in the Annexes of Directive 2011/65/EU (RoHS2). Finished electrical and electronic equipment products will be CE marked as required by Directive 2011/65/EU. Components may not be CE marked. Additionally, the part numbers that TE has identified as EU ELV compliant have a maximum concentration of 0.1% by weight in homogenous materials for lead, hexavalent chromium, and mercury, and 0.01% for cadmium, or qualify for an exemption to these limits as defined in the Annexes of Directive 2000/53/EC (ELV). Regarding the REACH Regulation, the information TE provides on SVHC in articles for this part number is based on the latest European Chemicals Agency (ECHA) 'Guidance on requirements for substances in articles' posted at this URL: <https://echa.europa.eu/guidance-documents/guidance-on-reach>

Compatible Parts

 <p>TE Part # 1969443-7 EP 2.5 TPA Retainer, 7 Pos</p>	 <p>TE Part # 1744423-1 EP 2.5 RCPT CONTACT, 24-20 AWG</p>	 <p>TE Part # 2110989-1 EP 2.5 RCPT CONTACT, 26-22 AWG</p>	 <p>TE Part # 1744426-7 Header Housing Assy, EP 2.5 RA, 7 Pos.</p>
---	---	---	---




TE Part # 2132230-7
EP2.5 Shrouded HDR ASSY 7P VER



TE Part # 1744418-7
7 POS EP 2.5 HDR, GLOW WIRE



TE Part # 1744439-7
EP2.5 Shrd HDR ASSY 7P VERT, GW



TE Part # 1744446-7
Hdr Assy, EP 2.5 RA, 7 Pos., GW



TE Part # 2132415-7
EP2.5 Shrouded HDR ASSY 7P VERT w /o boss



TE Part # 1-2299683-7
EP2.5 HDR 7P VERT W/O BOSS, TAPING,RED



TE Part # 2-2299683-7
EP2.5 HDR 7P VERT W/O BOSS, TAPING,BLUE



TE Part # 2-2304185-7
EP2.5 SHROUDED HDR ASSY 7P VERT W/O BOSS



TE Part # 2299683-7
EP2.5 HDR 7P VERT W/O BOSS, TAPING



TE Part # 2304185-7
EP2.5 SHROUDED HDR ASSY 7P VERT W/O BOSS



TE Part # 2311993-7
EP2.5 HDR ASSY 7P,NO PIN 2,4,6



TE Part # 3-2299683-7
EP2.5 HDR 7P VERT W/O BOSS, TAPING,BLACK



TE Part # 4-2299683-7
EP2.5 HDR 7P VERT W/O BOSS, TAPING,YELLOW




TE Part # 5-2299683-7
EP2.5 HDR 7P VERT W/O BOSS, TAPING,GREEN


Also in the Series | Economy Power 2.5




PCB Headers & Receptacles(494)



PCB Latches, Locks & Retainers(49)



Rectangular Power Connectors(43)



Wire-to-Board Connector Assemblies & Housings(311)



Wire-to-Board Connector Contacts(6)

Customers Also Bought



TE Part #177912-1
POWER D/LOCK CAP HSG 10P NATU.



TE Part #1-1971772-3
PTL 1X3 CAP PANEL MT STD TEMP
KEY A NAT



TE Part #177916-1
AMP POWER DBL LOCK TAB (S)



TE Part #794185-1
02P MINI UMNL2 CAP HSG UL94V0



TE Part #1969588-2
HSG, REC, FREE-HANGING, SINGLE
ROW,EP2.5



TE Part #794221-1
MINI UMNL2 SOK 22-18 AWG SN



TE Part #177921-1
POWER D/LOCK PLATE 5P NATURAL



TE Part #2110989-1
EP 2.5 RCPT CONTACT, 26-22 AWG



TE Part #1969588-3
HSG, REC, FREE-HANGING, SINGLE
ROW,EP2.5

Documents

Product Drawings

[EP 2.5 TPA Housing, 7 Pos](#)

English

CAD Files

[3D PDF](#)

[3D](#)

Customer View Model

[ENG_CVM_CVM_1969442-7_C.2d_dxf.zip](#)



English

Customer View Model

[ENG_CVM_CVM_1969442-7_C.3d_igs.zip](#)

English

Customer View Model

[ENG_CVM_CVM_1969442-7_C.3d_stp.zip](#)

English

By downloading the CAD file I accept and agree to the [Terms and Conditions](#) of use.

Datasheets & Catalog Pages

[7-1773461-6_EP2.5_Connector_Series](#)

English

Product Specifications

[Application Specification](#)

English

Instruction Sheets

[Instruction Sheet \(U.S.\)](#)

English

Agency Approvals

[UL Report](#)

English