



PIDG

TE Internal #: 1958192-1

Crimp Wire Pins, Tabs & Ferrules, Pin, Mating Tab Thickness .78 mm [.031 in], Mating Pin Diameter 1.8 mm [.07 in], 16 – 14 AWG

Wire Size, PIDG

[View on TE.com >](#)

Terminals & Splices > Crimp Wire Pins, Tabs & Ferrules



Crimp Wire Terminal Type: **Pin**

Mating Tab Thickness: **.78 mm [.031 in]**

Mating Pin Diameter: **1.8 mm [.07 in]**

Compatible Insulation Diameter Range: **2.92 – 4.31 mm, 4.3 mm [.115 – .17 in, .17 in]**

Wire Size: **16 – 14 AWG**

Features

Product Type Features

Sealable	No
Compatible With Discrete Wire Type	Stranded
Wire Insulation Support Retention Type	Insulation Support

Configuration Features

Compatible With Wire & Cable Type	Discrete Wire
-----------------------------------	---------------

Body Features

Sleeve Material	Copper
Sleeve Plating Material	Tin
Insulation Material	PVF2
Primary Product Color	Natural

Contact Features

Contact Mating Area Length	9.9 mm[.39 in]
Contact Fabrication	Stamped & Formed
Crimp Wire Terminal Type	Pin



Mating Tab Thickness	.78 mm[.031 in]
Mating Pin Diameter	1.8 mm[.07 in]
Barrel Type	Closed
Terminal Plating Material	Tin
Contact Shape & Form	Round
Terminal Orientation	Straight

Mechanical Attachment

Wire Insulation Support	With
-------------------------	------

Dimensions

Compatible Insulation Diameter Range	2.92 – 4.31 mm, 4.3 mm[.115 – .17 in][.17 in]
Wire Size	2050 – 5180 CMA
Barrel Inside Diameter	4.39 mm[.173 in]
Terminal Material Thickness	.78 mm[.03 in]
Overall Product Length	23.7 mm[.933 in]

Usage Conditions

Insulation Option	Partially Insulated
Operating Temperature Range	150 °C[302 °F]

Packaging Features

Packaging Quantity	1000
Packaging Method	Loose Piece

Product Compliance

[For compliance documentation, visit the product page on TE.com>](#)

EU RoHS Directive 2011/65/EU	Compliant
EU ELV Directive 2000/53/EC	Compliant
China RoHS 2 Directive MIIT Order No 32, 2016	No Restricted Materials Above Threshold
EU REACH Regulation (EC) No. 1907/2006	Current ECHA Candidate List: JUNE 2023 (235) Candidate List Declared Against: JUNE 2023 (235) Does not contain REACH SVHC
Halogen Content	Not Low Halogen - contains Br or Cl > 900 ppm.
Solder Process Capability	Not applicable for solder process capability

Product Compliance Disclaimer

This information is provided based on reasonable inquiry of our suppliers and represents our current actual knowledge based on the information they provided. This information is subject to change. The part numbers that TE has identified as EU RoHS compliant have a maximum concentration of 0.1% by weight in homogenous materials for lead, hexavalent chromium, mercury, PBB, PBDE, DBP, BBP, DEHP, DIBP, and 0.01% for cadmium, or qualify for an exemption to these limits as defined in the Annexes of Directive 2011/65/EU (RoHS2). Finished electrical and electronic equipment products will be CE marked as required by Directive 2011/65/EU. Components may not be CE marked. Additionally, the part numbers that TE has identified as EU ELV compliant have a maximum concentration of 0.1% by weight in homogenous materials for lead, hexavalent chromium, and mercury, and 0.01% for cadmium, or qualify for an exemption to these limits as defined in the Annexes of Directive 2000/53/EC (ELV). Regarding the REACH Regulation, the information TE provides on SVHC in articles for this part number is based on the latest European Chemicals Agency (ECHA) 'Guidance on requirements for substances in articles' posted at this URL: <https://echa.europa.eu/guidance-documents/guidance-on-reach>

Compatible Parts



REPRESENTATION ONLY

TE Part # 47387
DAHT PG PIDG 20-14 ASSY



TE Part # 181631
PG 16-14 EMBOUT



TE Part # 539691-2
ERGO DIE R.B.Y



TE Part # 2063030-1
SDE DIESET, RBY, UL




TE Part # 169400
CERTI-LOK FRAME W/O DIES




TE Part # 169404
CERTI-LOK DIE

Also in the Series | PIDG




Compression Connectors(17)



Crimp Terminal Housings(1)



Crimp Wire Pins, Tabs & Ferrules(41)



Hand Crimping Tools(2)



Knife Disconnects(11)




PCB Terminals(7)



Quick Disconnects(49)



Ring Terminals(607)



Spade Terminals(231)



Special Purpose Terminals(1)



Splices(45)

Customers Also Bought



TE Part #1-1393212-7
T92S7D22-24



TE Part #1658540-4
CONT,PIN,PLATED,20DF,STRIP,#24



TE Part #1-480722-0
04P CMNL PLUG HSG W/LCK NATL



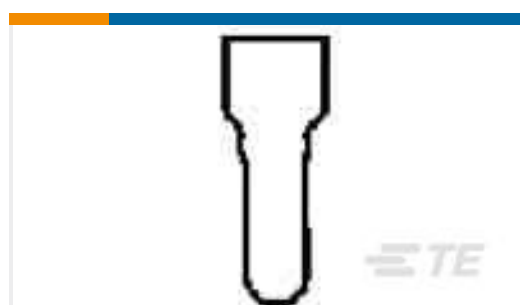
TE Part #130005
PIDG R 22-16 10 (5MM)



TE Part #794617-6
6POS,MICRO MNL,RCPT HSG



TE Part #1-604771-0
CABLE TIE, 4" BLACK, 100PK



TE Part #53915-1
SPLICE,N CE 22-10



TE Part #1-794612-2
PIN CONT 20-24 30 GOLD L/P



TE Part #53421-1
TERMINAL,PIDG PVF2 R 16-14 3/8



TE Part #445185-000
CRSM-34/10-1500/239(S1)

Documents



Product Drawings

PIDG 16-14 PVF2 WIRE PIN

English

CAD Files

3D PDF

3D

Customer View Model

[ENG_CVM_CVM_1958192-1_A.2d_dxf.zip](#)

English

Customer View Model

[ENG_CVM_CVM_1958192-1_A.3d_igs.zip](#)

English

Customer View Model

[ENG_CVM_CVM_1958192-1_A.3d_stp.zip](#)

English

By downloading the CAD file I accept and agree to the [Terms and Conditions](#) of use.

Datasheets & Catalog Pages

RADIATION_RESISTANT_PRE-INSULATED_TERMINALS_SPLICES

English

Product Specifications

Application Specification

English