



AMP

TE Internal #: 193990-2

Power Contacts, Contact, Gold, 8 AWG Wire Size, 8 mm<sup>2</sup> Wire Size, Wire & Cable, Crimp, Power, Socket, Copper Alloy, Bright, Silver, Semi-Bright

[View on TE.com >](#)

Connectors > Power Connectors > Power Contacts



Power Contact Type: **Contact**

Contact Mating Area Plating Material: **Gold**

Wire Size: **8 mm<sup>2</sup>**

Sealable: **Yes**

**Features**

**Product Type Features**

Power Contact Type	Contact
Sealable	Yes
Connector & Contact Terminates To	Wire & Cable

**Contact Features**

Contact Size	Size 8
Contact Mating Area Plating Material	Gold
Contact Current Rating (Max)	60 A
Contact Type	Socket
Contact Retention Within Housing	With
Mating Pin Diameter	3.63 mm[.143 in]
Contact Base Material	Copper Alloy
Contact Mating Area Plating Material Thickness	1.016 μm[40 μin]
Contact Mating Area Plating Material Finish	Bright
Wire Contact Termination Area Plating Thickness	5.08 μm[200 μin]
Wire Contact Termination Area Plating Material	Silver



Wire Contact Termination Area Plating Material Finish	Semi-Bright
---	-------------

Contact Orientation	Straight
---------------------	----------

Contact Underplating Material	Nickel
-------------------------------	--------

Contact Underplating Material Thickness	1 μm[40 μin]
---	--------------

### Termination Features

Termination Method to Wire & Cable	Crimp
------------------------------------	-------

### Mechanical Attachment

Wire Insulation Support	Without
-------------------------	---------

### Dimensions

Wire Size	8 mm <sup>2</sup>
-----------	-------------------

### Operation/Application

Circuit Application	Power
---------------------	-------

### Industry Standards

Agency/Standard	UL
-----------------	----

### Packaging Features

Packaging Quantity	50
--------------------	----

Packaging Method	Bag
------------------	-----

### Other

Power Connectors Comment	Mates with Part Number 193991-4.
--------------------------	----------------------------------

## Product Compliance

[For compliance documentation, visit the product page on TE.com>](#)

EU RoHS Directive 2011/65/EU	Compliant
------------------------------	-----------

EU ELV Directive 2000/53/EC	Compliant
-----------------------------	-----------

China RoHS 2 Directive MIIT Order No 32, 2016	No Restricted Materials Above Threshold
---	---

EU REACH Regulation (EC) No. 1907/2006	Current ECHA Candidate List: JUNE 2023 (235) Candidate List Declared Against: JAN 2023 (233) Does not contain REACH SVHC
--	--

Halogen Content	Low Halogen - Br, Cl, F, I < 900 ppm per homogenous material. Also BFR/CFR/PVC Free
-----------------	---

Solder Process Capability	Not applicable for solder process capability
---------------------------	--

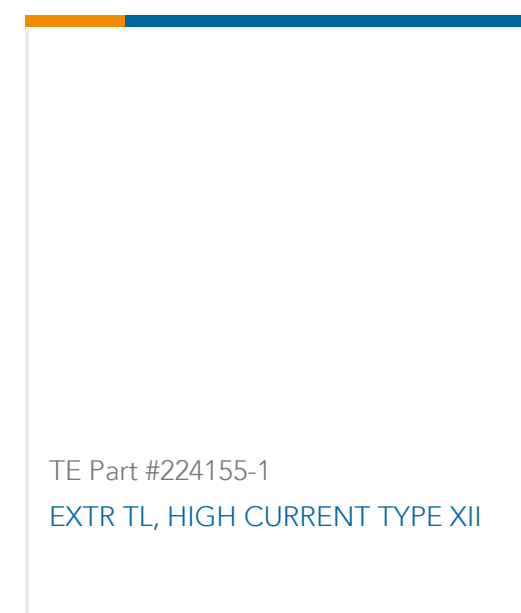

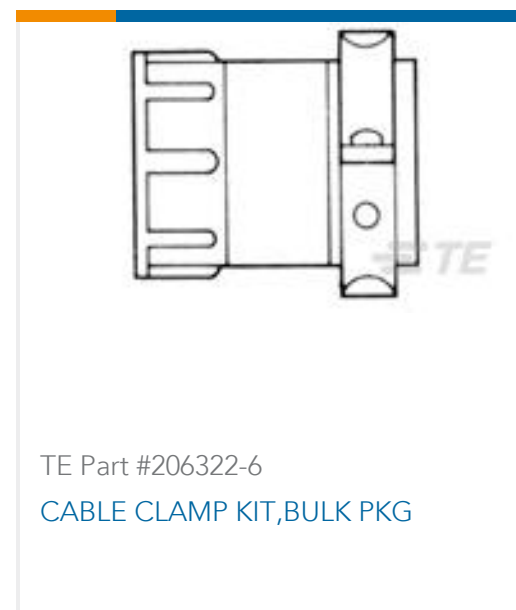
## Product Compliance Disclaimer

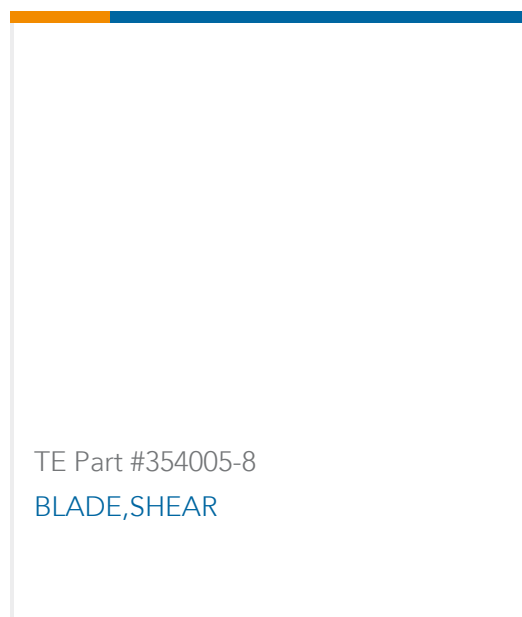
This information is provided based on reasonable inquiry of our suppliers and represents our current actual knowledge based on the information they provided. This information is subject to change. The part numbers that TE has identified as EU RoHS compliant have a maximum concentration of 0.1% by weight in homogenous materials for lead, hexavalent chromium, mercury, PBB, PBDE, DBP, BBP, DEHP, DIBP, and 0.01% for cadmium, or qualify for an exemption to these limits as defined in the Annexes of Directive 2011/65/EU (RoHS2). Finished electrical and electronic equipment products will be CE marked as required by Directive 2011/65/EU. Components may not be CE marked. Additionally, the part numbers that TE has identified as EU ELV compliant have a maximum concentration of 0.1% by weight in homogenous materials for lead, hexavalent chromium, and mercury, and 0.01% for cadmium, or qualify for an exemption to these limits as defined in the Annexes of Directive 2000/53/EC (ELV). Regarding the REACH Regulation, the information TE provides on SVHC in articles for this part number is based on the latest European Chemicals Agency (ECHA) 'Guidance on requirements for substances in articles' posted at this URL: <https://echa.europa.eu/guidance-documents/guidance-on-reach>

## Compatible Parts



## Customers Also Bought





## Documents

### Product Drawings

SKT ASSY,TYPE XII, #8 AWG

English

### CAD Files

Customer View Model

[ENG\\_CVM\\_CVM\\_193990-2\\_B.3d\\_igs.zip](#)

English

Customer View Model

[ENG\\_CVM\\_CVM\\_193990-2\\_B.3d\\_stp.zip](#)

English

Customer View Model

[ENG\\_CVM\\_CVM\\_193990-2\\_B.2d\\_dxf.zip](#)

English

**3D PDF**

3D

**3D PDF**

English

Customer View Model

[ENG\\_CVM\\_193990-2\\_D.2d\\_dxf.zip](#)

English

Customer View Model

[ENG\\_CVM\\_193990-2\\_D.3d\\_igs.zip](#)

English

Customer View Model

[ENG\\_CVM\\_193990-2\\_D.3d\\_stp.zip](#)

English

By downloading the CAD file I accept and agree to the [Terms and Conditions](#) of use.

### Datasheets & Catalog Pages

M\_SERIES\_PIN\_AND\_SOCKET\_CONNECTORS

English

### Product Environmental Compliance

Product Compliance

English



## Product Compliance

English