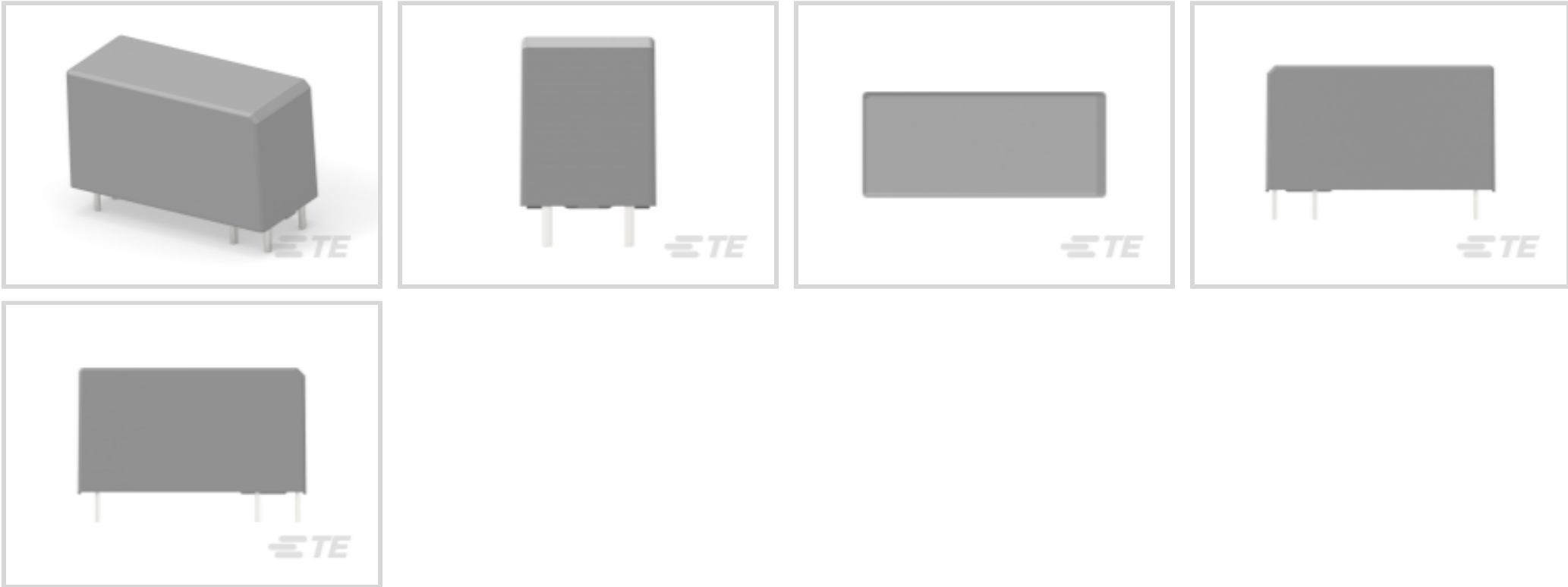




Relays, Contactors & Switches > Relays > Power Relays > PCB Power Relay: Bystable, Polarized



Power Relay Type: **Standard**

Coil Magnetic System: **Bistable, 1 Coil, Polarized**

Coil Power Rating DC: **665 mW**

Coil Resistance: **120 Ω**

Coil Special Features: **UL Coil Insulation Class F**

[All PCB Power Relay: Bystable, Polarized \(9\)](#)

Features

Product Type Features

Power Relay Type	Standard
------------------	----------

Electrical Characteristics

Insulation Initial Dielectric Between Coil & Contact Class	4000 V
Insulation Initial Dielectric Between Open Contacts	1250 Vrms
Contact Limiting Making Current	16 A
Contact Limiting Short-Time Current	16 A
Contact Limiting Continuous Current	16 A
Insulation Creepage Class	5.5 – 8 mm
Coil Power Rating Class	600 – 800 mW
Insulation Initial Dielectric Between Contacts & Coil	5000 Vrms
Insulation Creepage Between Contact & Coil	6 mm[.236 in]
Contact Limiting Breaking Current	16 A
Coil Magnetic System	Bistable, 1 Coil, Polarized



Coil Power Rating DC	665 mW
Coil Resistance	120 Ω
Coil Special Features	UL Coil Insulation Class F
Coil Voltage Rating	9 VDC
Contact Voltage Rating	250 VAC

Body Features

Insulation Special Features	Tracking Index of Relay Base PTI250
Product Weight	11 g[.388 oz]

Contact Features

Contact Special Features	Flip-Flop Contacts
Contact Arrangement	1 Form A (NO)
Contact Current Class	10 – 20 A, 16 A
Contact Current Rating (Max)	16 A
Contact Material	W + AgSnO
Contact Number of Poles	1
Relay Terminal Type	PCB-THT

Mechanical Attachment

Relay Mounting Type	Printed Circuit Board
---------------------	-----------------------

Dimensions

Length Class (Mechanical)	25 – 30 mm
Insulation Clearance Class	5 – 8 mm
Height Class (Mechanical)	15 – 16 mm
Insulation Clearance Between Contact & Coil	6 mm[.236 in]
Width Class (Mechanical)	12 – 16 mm
Product Width	12.7 mm[.5 in]
Product Length	29.1 mm[1.146 in]
Product Height	16 mm[.63 in]

Usage Conditions

Environmental Ambient Temperature Class	50 – 70 °C
Environmental Ambient Temperature (Max)	70 °C[158 °F]

Packaging Features

Packaging Method	Box & Tube, Carton
------------------	--------------------



Product Compliance

For compliance documentation, visit the product page on TE.com>

EU RoHS Directive 2011/65/EU	Compliant
EU ELV Directive 2000/53/EC	Compliant
China RoHS 2 Directive MIIT Order No 32, 2016	No Restricted Materials Above Threshold
EU REACH Regulation (EC) No. 1907/2006	Current ECHA Candidate List: JUNE 2023 (235) Candidate List Declared Against: JUNE 2023 (235) Does not contain REACH SVHC
Halogen Content	Not Low Halogen - contains Br or Cl > 900 ppm.
Solder Process Capability	Wave solder capable to 265°C


Product Compliance Disclaimer

This information is provided based on reasonable inquiry of our suppliers and represents our current actual knowledge based on the information they provided. This information is subject to change. The part numbers that TE has identified as EU RoHS compliant have a maximum concentration of 0.1% by weight in homogenous materials for lead, hexavalent chromium, mercury, PBB, PBDE, DBP, BBP, DEHP, DIBP, and 0.01% for cadmium, or qualify for an exemption to these limits as defined in the Annexes of Directive 2011/65/EU (RoHS2). Finished electrical and electronic equipment products will be CE marked as required by Directive 2011/65/EU. Components may not be CE marked. Additionally, the part numbers that TE has identified as EU ELV compliant have a maximum concentration of 0.1% by weight in homogenous materials for lead, hexavalent chromium, and mercury, and 0.01% for cadmium, or qualify for an exemption to these limits as defined in the Annexes of Directive 2000/53/EC (ELV). Regarding the REACH Regulation, the information TE provides on SVHC in articles for this part number is based on the latest European Chemicals Agency (ECHA) 'Guidance on requirements for substances in articles' posted at this URL: <https://echa.europa.eu/guidance-documents/guidance-on-reach>

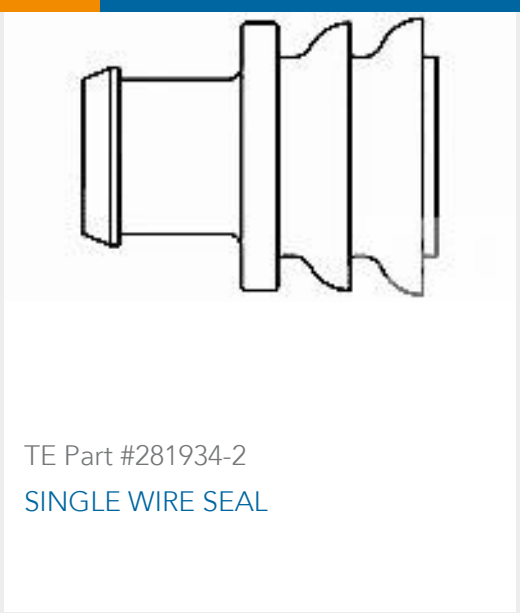
Compatible Parts



Also in the Series | SCHRACK Power PCB Relay RTX



Customers Also Bought



Documents

CAD Files

3D PDF

3D

Customer View Model

ENG_CVM_CVM_1937650-4_A.2d_dxf.zip

English

Customer View Model

ENG_CVM_CVM_1937650-4_A.3d_igs.zip

English

Customer View Model

ENG_CVM_CVM_1937650-4_A.3d_stp.zip

English

By downloading the CAD file I accept and agree to the [Terms and Conditions](#) of use.

Datasheets & Catalog Pages

Power PCB Relay RTX

English



Product Specifications

Definitions General Purpose Relays

English

Agency Approvals

VDE Certificate

English