

1934306-1 ✓ ACTIVE

Z-PACK | Z-PACK TinMan


TE Internal #: 1934306-1

High Speed Backplane Connectors, 96 Position, Mating Alignment, Guide Slot Mating Alignment Type, 12 Row, 8 Column, PCB Mount Header, Z-PACK TinMan

[View on TE.com >](#)



Connectors > PCB Connectors > Backplane Connectors > High Speed Backplane Connectors



Connector System: **Board-to-Board**

Number of Positions: **96**

Row-to-Row Spacing: **1.4 mm [ .055 in ]**

Mating Alignment: **With**

Mating Alignment Type: **Guide Slot**

## Features

### Product Type Features

Signal Arrangement	Differential
Connector System	Board-to-Board
PCB Connector Assembly Type	PCB Mount Header
Shroud Style	Fully Shrouded
Connector & Contact Terminates To	Printed Circuit Board

### Configuration Features

Pairs per Column	4
Number of Pairs	32
Stackable	No
Number of Signal Positions	64
Backplane Architecture	Traditional Backplane
Number of Positions	96
Number of Rows	12
Number of Columns	8



PCB Mount Orientation	Vertical
-----------------------	----------

### Electrical Characteristics

Impedance	100 $\Omega$
Operating Voltage	250 VAC

### Signal Characteristics

Differential Impedance	100 $\Omega$
Number of Differential Pairs per Column	4
Data Rate	10 Gb/s

### Body Features

Primary Product Color	Black
-----------------------	-------

### Contact Features

Contact Mating Area Length	6 mm[.236 in]
PCB Contact Termination Area Plating Material Thickness	.5 $\mu\text{m}$ [20 $\mu\text{in}$ ]
Contact Type	Pin
Contact Mating Area Plating Material Thickness	.76 $\mu\text{m}$ [29.92 $\mu\text{in}$ ]
Contact Mating Area Plating Material	Gold
PCB Contact Termination Area Plating Material Finish	Matte
Contact Shape & Form	Rectangular
PCB Contact Termination Area Plating Material	Tin
Contact Base Material	Phosphor Bronze
Contact Current Rating (Max)	.5 A

### Termination Features

Termination Post & Tail Length	2.5 mm[.098 in]
Termination Method to Printed Circuit Board	Through Hole - Press-Fit

### Mechanical Attachment

Guide Hardware	Without
Mating Retention	Without
PCB Mount Alignment	Without
PCB Mount Retention	With
PCB Mount Retention Type	Action/Compliant Tail
Mating Alignment	With
Mating Alignment Type	Guide Slot



Connector Mounting Type Board Mount

### Housing Features

Number of Shrouded Sides	4
End Wall Location	Dual
Housing Material	LCP (Liquid Crystal Polymer)
Centerline (Pitch)	1.9 mm[.075 in]

### Dimensions

Connector Length	11.8 mm
Connector Height	11.8 mm
Connector Width	20.2 mm
PCB Hole Diameter	.47 mm
Row-to-Row Spacing	1.4 mm[.055 in]

### Usage Conditions

Operating Temperature Range	-65 – 90 °C[-85 – 194 °F]
-----------------------------	---------------------------

### Operation/Application

Circuit Application	Signal
---------------------	--------

### Industry Standards

Agency/Standard	UL
Approved Standards	UL E28476
UL Flammability Rating	UL 94V-0

### Packaging Features

Packaging Method	Box & Tube, Tube
------------------	------------------

### Product Compliance

[For compliance documentation, visit the product page on TE.com>](#)

EU RoHS Directive 2011/65/EU	Compliant
EU ELV Directive 2000/53/EC	Compliant
China RoHS 2 Directive MIIT Order No 32, 2016	No Restricted Materials Above Threshold
EU REACH Regulation (EC) No. 1907/2006	Current ECHA Candidate List: JUNE 2023 (235) Candidate List Declared Against: JUNE 2023 (235) Does not contain REACH SVHC



Halogen Content	Low Halogen - Br, Cl, F, I < 900 ppm per homogenous material. Also BFR/CFR/PVC Free
Solder Process Capability	Not applicable for solder process capability

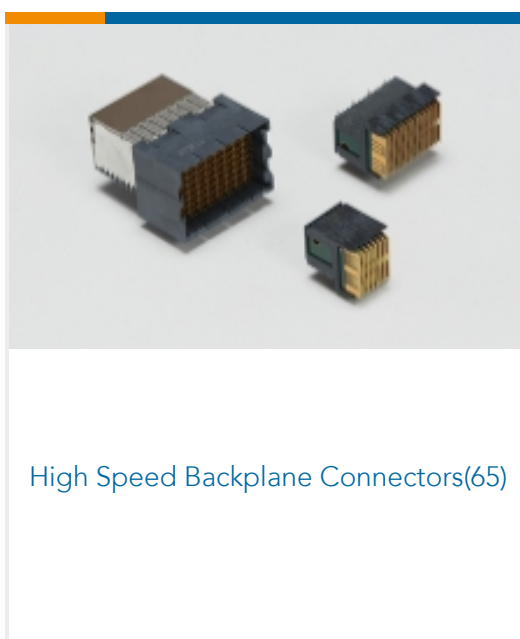
Product Compliance Disclaimer

This information is provided based on reasonable inquiry of our suppliers and represents our current actual knowledge based on the information they provided. This information is subject to change. The part numbers that TE has identified as EU RoHS compliant have a maximum concentration of 0.1% by weight in homogenous materials for lead, hexavalent chromium, mercury, PBB, PBDE, DBP, BBP, DEHP, DIBP, and 0.01% for cadmium, or qualify for an exemption to these limits as defined in the Annexes of Directive 2011/65/EU (RoHS2). Finished electrical and electronic equipment products will be CE marked as required by Directive 2011/65/EU. Components may not be CE marked. Additionally, the part numbers that TE has identified as EU ELV compliant have a maximum concentration of 0.1% by weight in homogenous materials for lead, hexavalent chromium, and mercury, and 0.01% for cadmium, or qualify for an exemption to these limits as defined in the Annexes of Directive 2000/53/EC (ELV). Regarding the REACH Regulation, the information TE provides on SVHC in articles for this part number is based on the latest European Chemicals Agency (ECHA) 'Guidance on requirements for substances in articles' posted at this URL: <https://echa.europa.eu/guidance-documents/guidance-on-reach>


### Compatible Parts



### Also in the Series | Z-PACK TinMan



### Customers Also Bought



TE Part #1-292161-0  
CT P/HDR ASSY V 10P W/KINK NAT



TE Part #1367073-1  
20 POS SMT CONN, SFP, 15AU



TE Part #6-2176070-7  
3521 5K6 1% 2W



TE Part #4-2176057-4  
RLP73K 3A R62 1% 1K RL



TE Part #1658744-3  
SFP 1X4 CAGE ASSY



TE Part #1614881-8  
CPF0603 15K 0.1% 25PPM 1K RL



TE Part #1934316-1  
Tin Man Header Assy 4x16 Double



TE Part #5530290001  
D-SCE-3.2-50-S1-4

## Documents

### Product Drawings

[Tin man Header Assy 4x8 Double](#)

English

### CAD Files

Customer View Model

[ENG\\_CVM\\_1934306-1\\_B.3d\\_igs.zip](#)

English

Customer View Model

[ENG\\_CVM\\_1934306-1\\_B.3d\\_stp.zip](#)

English

Customer View Model

[ENG\\_CVM\\_1934306-1\\_B.2d\\_dxf.zip](#)

English

### 3D PDF

English

By downloading the CAD file I accept and agree to the [Terms and Conditions](#) of use.

### Datasheets & Catalog Pages

[High Speed Backplane Connectors catalog - Z-PACK TinMan High Speed, High Density Backplane Connector](#)

English

[Z-PACK TinMan High Speed High Density Backplane Connector Catalog 5-1773447-9](#)

English

### Product Specifications

[Application Specification](#)

English



**Product Environmental Compliance**

**TE Material Declaration**

English