

1934225-1 ✓ ACTIVE

Z-PACK | Z-PACK TinMan


TE Internal #: 1934225-1

High Speed Backplane Connectors, 192 Position, Mating Alignment, Guide Slot Mating Alignment Type, 12 Row, 16 Column, Z-PACK TinMan

[View on TE.com >](#)



Connectors > PCB Connectors > Backplane Connectors > High Speed Backplane Connectors



Connector System: **Board-to-Board**

Number of Positions: **192**

Row-to-Row Spacing: **1.4 mm [ .055 in ]**

Mating Alignment: **With**

Mating Alignment Type: **Guide Slot**

## Features

### Product Type Features

Signal Arrangement	Differential
Connector System	Board-to-Board
PCB Connector Assembly Type	PCB Mount Receptacle
Shroud Style	Unshrouded
Connector & Contact Terminates To	Printed Circuit Board

### Configuration Features

Pairs per Column	4
Number of Pairs	64
Stackable	No
Number of Signal Positions	128
Backplane Architecture	Traditional Backplane
Number of Positions	192
Number of Rows	12
Number of Columns	16



PCB Mount Orientation	Right Angle
-----------------------	-------------

### Electrical Characteristics

Impedance	100 $\Omega$
Operating Voltage	250 VAC

### Signal Characteristics

Differential Impedance	100 $\Omega$
Number of Differential Pairs per Column	4
Data Rate	10 Gb/s

### Body Features

Shield Material	Phosphor Bronze
Primary Product Color	Black

### Contact Features

PCB Contact Termination Area Plating Material Thickness	.5 $\mu\text{m}$ [20 $\mu\text{in}$ ]
Contact Type	Receptacle
Contact Mating Area Plating Material	Gold
PCB Contact Termination Area Plating Material Finish	Matte
Contact Shape & Form	Dual Beam
PCB Contact Termination Area Plating Material	Tin
Contact Base Material	Phosphor Bronze
Contact Current Rating (Max)	.5 A

### Termination Features

Termination Post & Tail Length	2.2 mm[.087 in]
Termination Method to Printed Circuit Board	Through Hole - Press-Fit

### Mechanical Attachment

Guide Hardware	Without
Mating Retention	Without
PCB Mount Alignment	Without
PCB Mount Retention	With
PCB Mount Retention Type	Action/Compliant Tail
Mating Alignment	With
Mating Alignment Type	Guide Slot
Connector Mounting Type	Board Mount



### Housing Features

Number of Shrouded Sides	0
End Wall Location	None
Housing Material	LCP (Liquid Crystal Polymer)
Centerline (Pitch)	1.9 mm[.075 in]

### Dimensions

Connector Length	30.55 mm
Connector Height	20.2 mm
Connector Width	21.61 mm
PCB Thickness (Recommended)	1.57 mm[.062 in]
PCB Hole Diameter	.47 mm
Row-to-Row Spacing	1.4 mm[.055 in]

### Usage Conditions

Operating Temperature Range	-65 – 90 °C[-85 – 194 °F]
-----------------------------	---------------------------

### Operation/Application

Circuit Application	Signal
---------------------	--------

### Industry Standards

Agency/Standard	UL
Approved Standards	UL E28476
UL Flammability Rating	UL 94V-0

### Packaging Features

Packaging Method	Box & Tube, Tube
------------------	------------------

### Product Compliance

[For compliance documentation, visit the product page on TE.com>](#)

EU RoHS Directive 2011/65/EU	Compliant
EU ELV Directive 2000/53/EC	Compliant
China RoHS 2 Directive MIIT Order No 32, 2016	No Restricted Materials Above Threshold
EU REACH Regulation (EC) No. 1907/2006	Current ECHA Candidate List: JUNE 2023 (235) Candidate List Declared Against: JUNE 2023 (235) Does not contain REACH SVHC
Halogen Content	Low Halogen - Br, Cl, F, I < 900 ppm per



homogenous material. Also BFR/CFR/PVC Free

Solder Process Capability

Not applicable for solder process capability

Product Compliance Disclaimer

This information is provided based on reasonable inquiry of our suppliers and represents our current actual knowledge based on the information they provided. This information is subject to change. The part numbers that TE has identified as EU RoHS compliant have a maximum concentration of 0.1% by weight in homogenous materials for lead, hexavalent chromium, mercury, PBB, PBDE, DBP, BBP, DEHP, DIBP, and 0.01% for cadmium, or qualify for an exemption to these limits as defined in the Annexes of Directive 2011/65/EU (RoHS2). Finished electrical and electronic equipment products will be CE marked as required by Directive 2011/65/EU. Components may not be CE marked. Additionally, the part numbers that TE has identified as EU ELV compliant have a maximum concentration of 0.1% by weight in homogenous materials for lead, hexavalent chromium, and mercury, and 0.01% for cadmium, or qualify for an exemption to these limits as defined in the Annexes of Directive 2000/53/EC (ELV). Regarding the REACH Regulation, the information TE provides on SVHC in articles for this part number is based on the latest European Chemicals Agency (ECHA) 'Guidance on requirements for substances in articles' posted at this URL: <https://echa.europa.eu/guidance-documents/guidance-on-reach>


### Compatible Parts




TE Part # 1934222-1  
Tin Man Recept Assy 4Pair8Column



TE Part # 1934318-1  
Tin Man Header Assy 4x16 Right




TE Part # 1934315-1  
TinMan Header Assy 4x16 Open



TE Part # 1934317-1  
Tin Man Header Assy 4x16 left



TE Part # 1934351-1  
TinMan R/A header Assy 4x16 open




TE Part # 1934316-1  
Tin Man Header Assy 4x16 Double



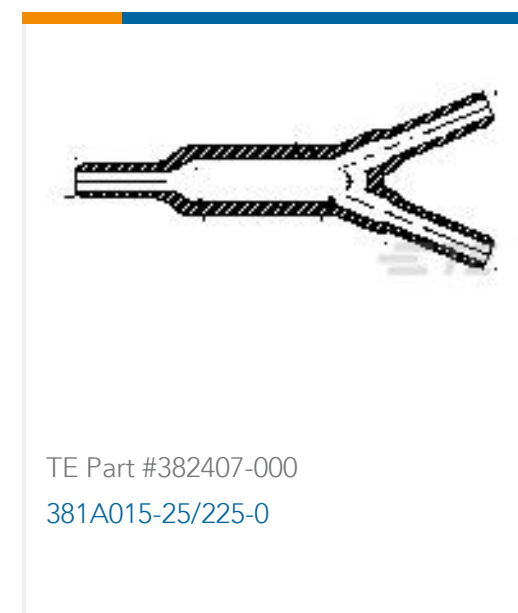
TE Part # 1934352-1  
TinMan R/A Header Assy 4x16 Double

### Also in the Series | Z-PACK TinMan



High Speed Backplane Connectors(65)

### Customers Also Bought



## Documents

### Product Drawings

[Tin Man Recept Assy 4 Pair 16 Column](#)

English

### CAD Files

Customer View Model

[ENG\\_CVM\\_CVM\\_1934225-1\\_B.2d\\_dxf.zip](#)

English

3D PDF

3D

Customer View Model

[ENG\\_CVM\\_CVM\\_1934225-1\\_B.3d\\_igs.zip](#)

English

Customer View Model

[ENG\\_CVM\\_CVM\\_1934225-1\\_B.3d\\_stp.zip](#)

English

By downloading the CAD file I accept and agree to the [Terms and Conditions](#) of use.

### Datasheets & Catalog Pages

[High Speed Backplane Connectors catalog - Z-PACK TinMan High Speed, High Density Backplane Connector](#)

English

[Solutions for AdvancedTCA, AdvancedTCA 300, MicroTCA, and AdvancedMC Standards Datasheet 3-1773445-8](#)

English

[Z-PACK TinMan High Speed High Density Backplane Connector Catalog 5-1773447-9](#)

English

### Product Specifications



## Application Specification

English