

1934221-1 ✓ ACTIVE

Z-PACK | Z-PACK TinMan

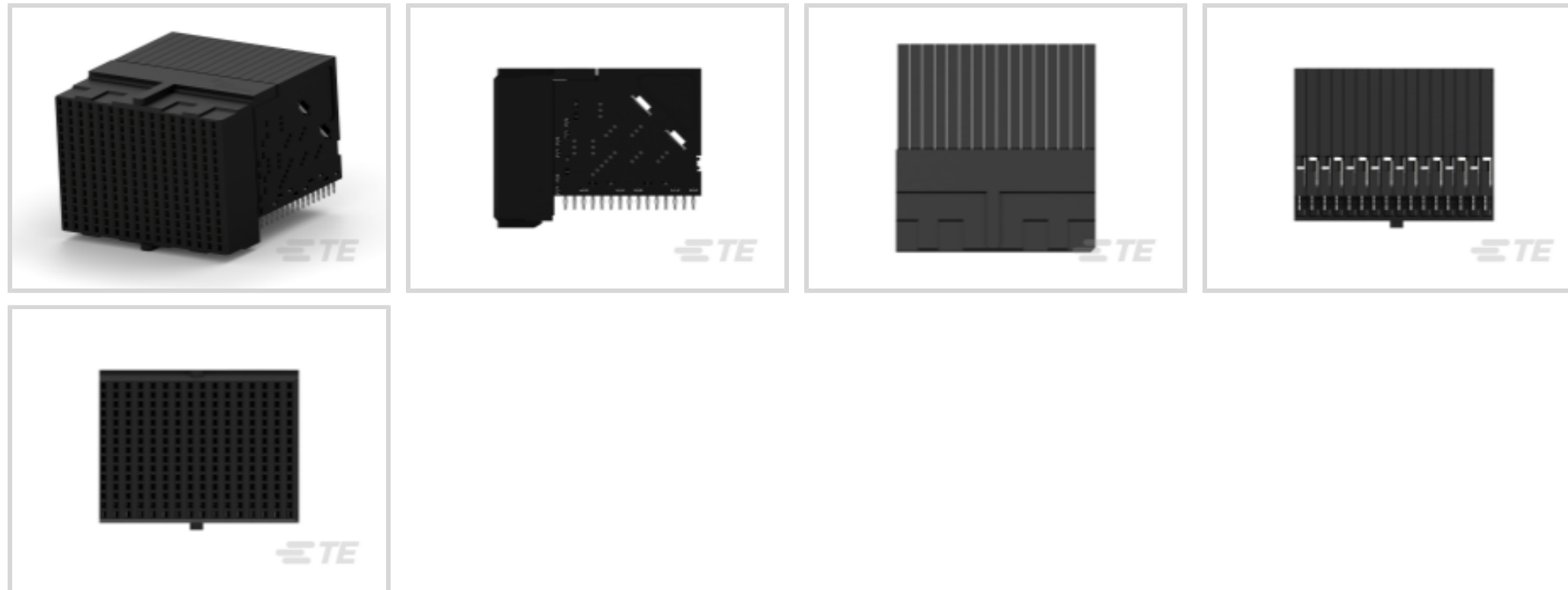
TE Internal #: 1934221-1

High Speed Backplane Connectors, 240 Position, Mating Alignment, Guide Slot Mating Alignment Type, 15 Row, 16 Column, Z-PACK TinMan

[View on TE.com >](#)



Connectors > PCB Connectors > Backplane Connectors > High Speed Backplane Connectors



Connector System: **Board-to-Board**

Number of Positions: **240**

Row-to-Row Spacing: **1.4 mm [.055 in]**

Mating Alignment: **With**

Mating Alignment Type: **Guide Slot**

Features

Product Type Features

Signal Arrangement	Differential
Connector System	Board-to-Board
PCB Connector Assembly Type	PCB Mount Receptacle
Shroud Style	Unshrouded
Connector & Contact Terminates To	Printed Circuit Board

Configuration Features

Pairs per Column	5
Number of Pairs	80
Stackable	No
Number of Signal Positions	160
Backplane Architecture	Traditional Backplane
Number of Positions	240
Number of Rows	15
Number of Columns	16



PCB Mount Orientation	Right Angle
-----------------------	-------------

Electrical Characteristics

Operating Voltage	250 VAC
-------------------	---------

Signal Characteristics

Differential Impedance	100 Ω
------------------------	-------

Number of Differential Pairs per Column	5
---	---

Data Rate	10 Gb/s
-----------	---------

Body Features

Shield Material	Phosphor Bronze
-----------------	-----------------

Primary Product Color	Black
-----------------------	-------

Contact Features

PCB Contact Termination Area Plating Material Thickness	.5 μm[20 μin]
---	---------------

Contact Type	Receptacle
--------------	------------

Contact Mating Area Plating Material	Gold
--------------------------------------	------

PCB Contact Termination Area Plating Material Finish	Matte
--	-------

Contact Shape & Form	Dual Beam
----------------------	-----------

PCB Contact Termination Area Plating Material	Tin
---	-----

Contact Base Material	Phosphor Bronze
-----------------------	-----------------

Contact Current Rating (Max)	.5 A
------------------------------	------

Termination Features

Termination Post & Tail Length	2.2 mm[.087 in]
--------------------------------	-----------------

Termination Method to Printed Circuit Board	Through Hole - Press-Fit
---	--------------------------

Mechanical Attachment

Guide Hardware	Without
----------------	---------

Mating Retention	Without
------------------	---------

PCB Mount Alignment	Without
---------------------	---------

PCB Mount Retention	With
---------------------	------

PCB Mount Retention Type	Action/Compliant Tail
--------------------------	-----------------------

Mating Alignment	With
------------------	------

Mating Alignment Type	Guide Slot
-----------------------	------------

Connector Mounting Type	Board Mount
-------------------------	-------------

Housing Features



Number of Shrouded Sides	0
End Wall Location	None
Housing Material	LCP (Liquid Crystal Polymer)
Centerline (Pitch)	1.9 mm[.075 in]

Dimensions

Connector Length	30.55 mm
Connector Height	24.4 mm
Connector Width	31.81 mm
PCB Thickness (Recommended)	1.57 mm[.062 in]
PCB Hole Diameter	.47 mm
Row-to-Row Spacing	1.4 mm[.055 in]

Usage Conditions

Operating Temperature Range	-65 – 90 °C[-85 – 194 °F]
-----------------------------	---------------------------

Operation/Application

Circuit Application	Signal
---------------------	--------

Industry Standards

Agency/Standard	UL
Approved Standards	UL E28476
UL Flammability Rating	UL 94V-0

Packaging Features

Packaging Method	Box & Tube, Tube
------------------	------------------

Product Compliance

[For compliance documentation, visit the product page on TE.com>](#)

EU RoHS Directive 2011/65/EU	Compliant
EU ELV Directive 2000/53/EC	Compliant
China RoHS 2 Directive MIIT Order No 32, 2016	No Restricted Materials Above Threshold
EU REACH Regulation (EC) No. 1907/2006	Current ECHA Candidate List: JUNE 2023 (235) Candidate List Declared Against: JUNE 2023 (235) Does not contain REACH SVHC
Halogen Content	Low Halogen - Br, Cl, F, I < 900 ppm per homogenous material. Also BFR/CFR/PVC



Free

Solder Process Capability

Not applicable for solder process capability


Product Compliance Disclaimer

This information is provided based on reasonable inquiry of our suppliers and represents our current actual knowledge based on the information they provided. This information is subject to change. The part numbers that TE has identified as EU RoHS compliant have a maximum concentration of 0.1% by weight in homogenous materials for lead, hexavalent chromium, mercury, PBB, PBDE, DBP, BBP, DEHP, DIBP, and 0.01% for cadmium, or qualify for an exemption to these limits as defined in the Annexes of Directive 2011/65/EU (RoHS2). Finished electrical and electronic equipment products will be CE marked as required by Directive 2011/65/EU. Components may not be CE marked. Additionally, the part numbers that TE has identified as EU ELV compliant have a maximum concentration of 0.1% by weight in homogenous materials for lead, hexavalent chromium, and mercury, and 0.01% for cadmium, or qualify for an exemption to these limits as defined in the Annexes of Directive 2000/53/EC (ELV). Regarding the REACH Regulation, the information TE provides on SVHC in articles for this part number is based on the latest European Chemicals Agency (ECHA) 'Guidance on requirements for substances in articles' posted at this URL: <https://echa.europa.eu/guidance-documents/guidance-on-reach>

Compatible Parts



TE Part # 1934347-1
TinMan R/A Header Assy 5x16 Open




TE Part # 1934331-1
Tin man Header Assy 5x16 Open



TE Part # 1934348-1
TinMan R/A Header Assy 5x16 Do



TE Part # 1934332-1
Tin man Header Assy 5x16 Double




TE Part # 1934333-1
Tin Man Header Assy 5X16 left




TE Part # 1934334-1
Tin man Header Assy 5x16 Right

Also in the Series | Z-PACK TinMan



High Speed Backplane Connectors(65)

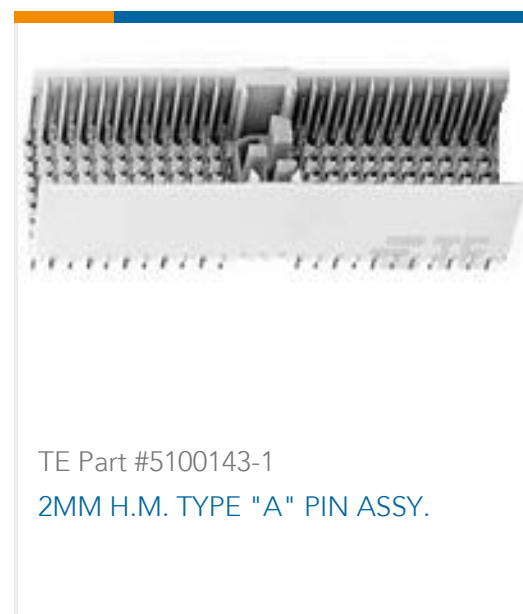


Insertion & Extraction Tools(2)

Customers Also Bought



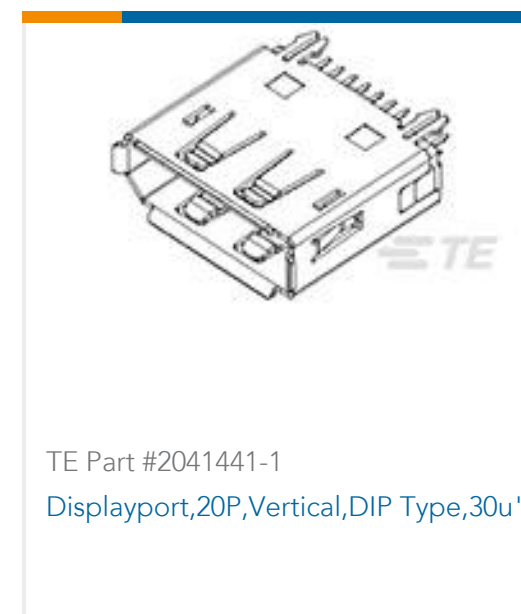
TE Part #5747845-4
15 MSFL RCPT RA 318 (IN,FM,BL)



TE Part #5100143-1
2MM H.M. TYPE "A" PIN ASSY.



TE Part #1-178139-2
DYNAMIC 3200 HDR H 6P ASSY



TE Part #2041441-1
Displayport,20P,Vertical,DIP Type,30u"



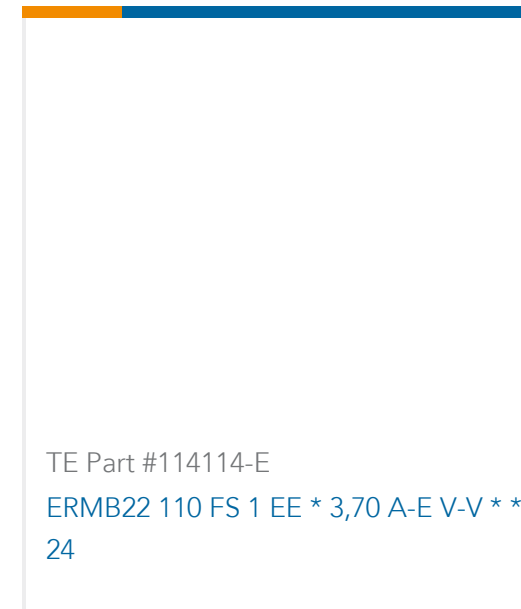
TE Part #1735539-2
Slimline SATA Receptacle, Vertical,
SMT



TE Part #1551892-3
Cage Assy Behind Bezel QSFP28



TE Part #2065038-1
3pr 16col r/a rcpt assy 85 ohm



TE Part #114114-E
ERMB22 110 FS 1 EE * 3,70 A-E V-V **
24

Documents

Product Drawings

[Tin Man Recept Assy 5 Pair 16 Column](#)

English

CAD Files

Customer View Model

[ENG_CVM_CVM_1934221-1_B.2d_dxf.zip](#)

English

3D PDF

3D

Customer View Model

[ENG_CVM_CVM_1934221-1_B.3d_igs.zip](#)

English

Customer View Model

[ENG_CVM_CVM_1934221-1_B.3d_stp.zip](#)

English

By downloading the CAD file I accept and agree to the [Terms and Conditions](#) of use.

Datasheets & Catalog Pages

[High Speed Backplane Connectors catalog - Z-PACK TinMan High Speed, High Density Backplane Connector](#)

English

[Solutions for AdvancedTCA, AdvancedTCA 300, MicroTCA, and AdvancedMC Standards Datasheet 3-1773445-8](#)

English

[Z-PACK TinMan High Speed High Density Backplane Connector Catalog 5-1773447-9](#)

English

Product Specifications



Application Specification

English