



GRACE INERTIA 2.5

TE Internal #: 1871859-1

Connector Contact, Socket, Wire-to-Wire, 28 – 22 AWG Wire Size, .079 – .38 mm² Wire Size, Tin, Reel, Wire & Cable, 2.5 A, Signal, GRACE INERTIA 2.5

[View on TE.com >](#)

Connectors > PCB Connectors > Wire-to-Board Connectors > Wire-to-Board Connector Contacts > Sig GRACE INERTIA Receptacle



Contact Type: **Socket**

Connector System: **Wire-to-Wire**

Wire Size: **.079 – .38 mm²**

Contact Mating Area Plating Material: **Tin**

[All Sig GRACE INERTIA Receptacle \(8\)](#)

Features

Product Type Features

Connector System	Wire-to-Wire
Connector & Contact Terminates To	Wire & Cable

Configuration Features

Compatible With Wire & Cable Type	Discrete Wire
-----------------------------------	---------------

Electrical Characteristics

Insulation Resistance	1000 MΩ
Operating Voltage	50 VAC

Contact Features

Contact Retention Within Housing	With
Mating Tab Width	.5 mm[.02 in]
Mating Tab Thickness	.46 mm[.018 in]
PCB Contact Termination Area Plating Material	Tin
Contact Base Material	Copper Alloy



Contact Type	Socket
--------------	--------

Contact Mating Area Plating Material	Tin
--------------------------------------	-----

Contact Current Rating (Max)	2.5 A
------------------------------	-------

Termination Features

Rectangular Termination Post & Tail Thickness	.5 mm[.02 in]
---	---------------

Rectangular Termination Post & Tail Width	.7 mm[.027 in]
---	----------------

Termination Method to Wire & Cable	Crimp
------------------------------------	-------

Mechanical Attachment

Contact Retention Type Within Housing	Locking Lance
---------------------------------------	---------------

Connector Mounting Type	Cable Mount (Free-Hanging)
-------------------------	----------------------------

Dimensions

Compatible Insulation Diameter Range	1.08 – 1.9 mm[.043 – .075 in]
--------------------------------------	-------------------------------

Wire Size	.079 – .38 mm ²
-----------	----------------------------

Usage Conditions

Operating Temperature Range	-30 – 105 °C[-22 – 221 °F]
-----------------------------	----------------------------

Operation/Application

Circuit Application	Signal
---------------------	--------

Packaging Features

Packaging Quantity	6000
--------------------	------

Packaging Method	Reel
------------------	------

Other

Connector Contacts Comment	Use with Grace Inertia Connector 2.0 and 2.5.
----------------------------	---

Product Compliance

[For compliance documentation, visit the product page on TE.com>](#)

EU RoHS Directive 2011/65/EU	Compliant
------------------------------	-----------

EU ELV Directive 2000/53/EC	Compliant
-----------------------------	-----------

China RoHS 2 Directive MIIT Order No 32, 2016	No Restricted Materials Above Threshold
---	---

EU REACH Regulation (EC) No. 1907/2006	Current ECHA Candidate List: JUNE 2023 (235) Candidate List Declared Against: JUNE 2023 (235) Does not contain REACH SVHC
--	---



Halogen Content	Low Halogen - Br, Cl, F, I < 900 ppm per homogenous material. Also BFR/CFR/PVC Free
-----------------	---

Solder Process Capability	Not applicable for solder process capability
---------------------------	--

Product Compliance Disclaimer

This information is provided based on reasonable inquiry of our suppliers and represents our current actual knowledge based on the information they provided. This information is subject to change. The part numbers that TE has identified as EU RoHS compliant have a maximum concentration of 0.1% by weight in homogenous materials for lead, hexavalent chromium, mercury, PBB, PBDE, DBP, BBP, DEHP, DIBP, and 0.01% for cadmium, or qualify for an exemption to these limits as defined in the Annexes of Directive 2011/65/EU (RoHS2). Finished electrical and electronic equipment products will be CE marked as required by Directive 2011/65/EU. Components may not be CE marked. Additionally, the part numbers that TE has identified as EU ELV compliant have a maximum concentration of 0.1% by weight in homogenous materials for lead, hexavalent chromium, and mercury, and 0.01% for cadmium, or qualify for an exemption to these limits as defined in the Annexes of Directive 2000/53/EC (ELV). Regarding the REACH Regulation, the information TE provides on SVHC in articles for this part number is based on the latest European Chemicals Agency (ECHA) 'Guidance on requirements for substances in articles' posted at this URL: <https://echa.europa.eu/guidance-documents/guidance-on-reach>

Compatible Parts

 <p>TE Part # 2305570-1 Strip Terminal Cutter-Side Feed-No Crimp</p>	 <p>TE Part # 1747066-4 GRACE INERTIA CONN 2.5 PLUG HSG 4P NATUR</p>	 <p>TE Part # 1747066-2 GRACE INERTIA CONN 2.5 PLUG HSG 2P NATUR</p>	 <p>TE Part # 1747066-6 GRACE INERTIA CONN 2.5 PLUG HSG 6P NATUR</p>
 <p>TE Part # 1747066-5 GRACE INERTIA CONN 2.5 PLUG HSG 5P NATUR</p>	 <p>TE Part # 1-1747066-2 GRACE INERTIA CONN 2.5 PLUG HSG 2P RED</p>	 <p>TE Part # 1747066-3 GRACE INERTIA CONN 2.5 PLUG HSG 3P NATUR</p>	 <p>TE Part # 2-1747066-4 GRACE INERTIA CONN 2.5 PLUG HSG 4P BLUE</p>
 <p>TE Part # 2134384-1 GIC 2.5 REC CONT TIN PLATE TYPE (2L TYPE)</p>	 <p>TE Part # 1747066-8 GRACE INERTIA CONN 2.5 PLUG HSG 8P NATUR</p>	 <p>TE Part # 2-1747066-6 GRACE INERTIA CONN 2.5 PLUG HSG 6P BLUE</p>	 <p>TE Part # 1-1747066-6 GRACE INERTIA CONN 2.5 PLUG HSG 6P RED</p>




TE Part # 2151127-1
OCEAN_2.0_APPLICATOR-S-046F070F



TE Part # 2151127-2
OCEAN_2.0_APPLICATOR-S-046F070FA



TE Part # 2391842-2
025 2P PLUG HSG FOR HEV LATCH RELAY



TE Part # 7-2151127-1
OCEAN_2.0_APPLICATOR-S-046F070F



TE Part # 7-2151127-2
OCEAN_2.0_APPLICATOR-S-046F070FA



TE Part # 7-2151127-7
OCEAN_2.0_SPARE_PART_KIT-046F070F




TE Part # 2-2151127-1
OCEAN_2.0_APPLICATOR-S-046F070F



TE Part # 2-2151127-2
OCEAN_2.0_APPLICATOR-S-046F070FA


Also in the Series | GRACE INERTIA 2.5




Connector Contacts(2)




PCB Headers & Receptacles(138)



PCB Latches, Locks & Retainers(5)




Rectangular Connector Housings(49)




Rectangular Connector Locking(2)



Rectangular Power Connectors(35)



Wire-to-Board Connector Assemblies & Housings(46)



Wire-to-Board Connector Contacts(4)

Customers Also Bought



TE Part #1318917-2
TH/.025 CONNECTOR SYSTEM, HOUSING



TE Part #936121-1
4POS MQS TAB



TE Part #2-1318772-2
Signal Header



TE Part #6-928918-1
MQS0,63 Sn tab LL unseal. 0,2-0,35



Documents

Product Drawings

GIC 2.5 REC CONT TIN PLATE TYPE (MTYPE)

English

CAD Files

3D PDF

3D

Customer View Model

[ENG_CVM_CVM_1871859-1_C.2d_dxf.zip](#)

English

Customer View Model

[ENG_CVM_CVM_1871859-1_C.3d_igs.zip](#)

English

Customer View Model

[ENG_CVM_CVM_1871859-1_C.3d_stp.zip](#)

English

By downloading the CAD file I accept and agree to the [Terms and Conditions](#) of use.

Product Specifications

Application Specification

English

Product Environmental Compliance

TE Material Declaration

English