




PLASTI-GRIP

TE Internal #: 184150-1

Closed Ring Tongue Terminal, 2 AWG, #10 Stud Size, 10 mm / 5 mm [.197 in] Stud Diameter, Closed Barrel, Right Angle, Tin, PLASTI-GRIP

[View on TE.com >](#)

Terminals & Splices > Ring Terminals



Ring Terminal Product Type: **Closed Ring Tongue Terminal**

Wire Size: **52600 – 83700 CMA**

Stud Size: **#10**

Features

Product Type Features

| | |
|--|-----------------------------|
| Ring Terminal Product Type | Closed Ring Tongue Terminal |
| Stud Size | #10 |
| Sealable | No |
| Wire Insulation Support Retention Type | Insulation Support |

Configuration Features

| | |
|-----------------|---|
| Number of Holes | 2 |
|-----------------|---|

Electrical Characteristics

| | |
|----------------|-------|
| Voltage Rating | 600 V |
|----------------|-------|

Body Features

| | |
|-------------------------|-----|
| Insulation Sleeve Color | Red |
| Stripe Color | Red |

Contact Features

| | |
|---------------------------|-------------|
| Barrel Type | Closed |
| Terminal Orientation | Right Angle |
| Terminal Plating Material | Tin |



Mechanical Attachment

| | |
|-------------------------|---------|
| Wire Insulation Support | Without |
|-------------------------|---------|

Dimensions

| | |
|--------------------------------------|-----------------------|
| Wire Size | 52600 – 83700 CMA |
| Stud Diameter | 5 mm, 10 mm [.197 in] |
| Tongue Thickness | .79 mm [.031 in] |
| Product Length | 23.4 mm [.921 in] |
| Compatible Insulation Diameter (Max) | 14.22 mm [.56 in] |
| Compatible Insulation Diameter Range | 14.22 mm [.56 in] |

Usage Conditions

| | |
|-----------------------------|---------------------|
| Insulation Option | Partially Insulated |
| Operating Temperature Range | 105 °C [221 °F] |

Operation/Application

| | |
|---------------------------------------|--------|
| Compatible With Wire Base Material | Copper |
| Compatible With Wire Plating Material | Tin |

Industry Standards

| | |
|-------------------------------|----|
| Government Qualified Terminal | No |
|-------------------------------|----|

Packaging Features

| | |
|--------------------|-----|
| Packaging Quantity | 50 |
| Packaging Method | Box |

Product Compliance

[For compliance documentation, visit the product page on TE.com>](#)

| | |
|---|---|
| EU RoHS Directive 2011/65/EU | Compliant |
| EU ELV Directive 2000/53/EC | Compliant |
| China RoHS 2 Directive MIIT Order No 32, 2016 | No Restricted Materials Above Threshold |
| EU REACH Regulation (EC) No. 1907/2006 | Current ECHA Candidate List: JUNE 2023 (235) Candidate List Declared Against: JUNE 2023 (235) Does not contain REACH SVHC |
| Halogen Content | Not Low Halogen - contains Br or Cl > 900 ppm. |
| Solder Process Capability | Not applicable for solder process capability |

Product Compliance Disclaimer

This information is provided based on reasonable inquiry of our suppliers and represents our current actual knowledge based on the information they provided. This information is subject to change. The part numbers that TE has identified as EU RoHS compliant have a maximum concentration of 0.1% by weight in homogenous materials for lead, hexavalent chromium, mercury, PBB, PBDE, DBP, BBP, DEHP, DIBP, and 0.01% for cadmium, or qualify for an exemption to these limits as defined in the Annexes of Directive 2011/65/EU (RoHS2). Finished electrical and electronic equipment products will be CE marked as required by Directive 2011/65/EU. Components may not be CE marked. Additionally, the part numbers that TE has identified as EU ELV compliant have a maximum concentration of 0.1% by weight in homogenous materials for lead, hexavalent chromium, and mercury, and 0.01% for cadmium, or qualify for an exemption to these limits as defined in the Annexes of Directive 2000/53/EC (ELV). Regarding the REACH Regulation, the information TE provides on SVHC in articles for this part number is based on the latest European Chemicals Agency (ECHA) 'Guidance on requirements for substances in articles' posted at this URL: <https://echa.europa.eu/guidance-documents/guidance-on-reach>

Compatible Parts



TE Part # 141462-1
TERMINAL PIN PIDG 12 16




TE Part # 696072-1
TERMINAL,PIDG SPR SPD 12-10 8



TE Part # 1SET164002R0000
SPI007-N-R1


Also in the Series | PLASTI-GRIP




Compression Connectors(3)



Crimp Wire Pins, Tabs & Ferrules(25)



Ring Terminals(333)



Spade Terminals(198)



Splices(50)

Customers Also Bought



Documents

Product Drawings

[TERMINAL R 90 DEG PG 2 10](#)

English

CAD Files

[3D PDF](#)

3D

Customer View Model

[ENG_CVM_CVM_184150-1_A.2d_dxf.zip](#)

English

Customer View Model

[ENG_CVM_CVM_184150-1_A.3d_igs.zip](#)

English

Customer View Model

[ENG_CVM_CVM_184150-1_A.3d_stp.zip](#)

English

By downloading the CAD file I accept and agree to the [Terms and Conditions](#) of use.

Product Specifications

[Application Specification](#)

English

Instruction Sheets

[Instruction Sheet \(U.S.\)](#)

English