

184034-1 ✓ ACTIVE

AMP | Sealed Sensor Connector SSC System

TE Internal #: 184034-1

Housing for Female Terminals, Wire-to-Device / Wire-to-Wire / Wire-to-Board, 3 Position, .197 in [5 mm] Centerline, Sealed Sensor Connector SSC System

[View on TE.com >](#)



Connectors > Automotive Connectors > Automotive Housings



Connector System: **Wire-to-Board, Wire-to-Device, Wire-to-Wire**

Number of Positions: **3**

Connector & Housing Type: **Housing for Female Terminals**

Centerline (Pitch): **5 mm [.197 in]**

Sealable: **Yes**

Features

Product Type Features

| | |
|--------------------------|---|
| Mixed & Hybrid Connector | No |
| Connector Shape | Rectangular |
| Connector System | Wire-to-Board, Wire-to-Device, Wire-to-Wire |
| Connector & Housing Type | Housing for Female Terminals |
| Sealable | Yes |
| Primary Locking Feature | Integrated in Housing |

Configuration Features

| | |
|---------------------|---|
| Number of Positions | 3 |
| Number of Rows | 1 |

Electrical Characteristics

| | |
|------------------------------|---|
| Operating Voltage | 125 VAC |
| Nominal Voltage Architecture | 12 V, 24 V, 42 V, 48 V, 80 V, 90 V, 125 V |

Body Features

| | |
|-------------------------|-------|
| Cable Exit Angle | 180° |
| Primary Product Color | Black |
| Connector & Keying Code | B |

Contact Features

| | |
|--|--|
| | |
|--|--|

| | |
|--------------|-------|
| Contact Size | 1.8mm |
|--------------|-------|

Mechanical Attachment

| | |
|-----------------------------|----------------------------|
| Terminal Position Assurance | No |
| Strain Relief | Without |
| Mating Alignment Type | Keyed |
| Mating Alignment | With |
| Connector Mounting Type | Cable Mount (Free-Hanging) |

Housing Features

| | |
|--------------------|---------------|
| Housing Material | PBT GF |
| Centerline (Pitch) | 5 mm[.197 in] |

Dimensions

| | |
|------------------|-------------------|
| Connector Height | 27.6 mm[1.09 in] |
| Product Width | 24.55 mm[.967 in] |
| Product Length | 27.6 mm[1.09 in] |

Usage Conditions

| | |
|-----------------------------|---|
| Operating Temperature (Max) | 70 °C, 75 °C, 80 °C, 85 °C, 90 °C, 100 °C, 105 °C, 110 °C, 120 °C, 125 °C[158 °F][167 °F][176 °F][185 °F][194 °F][212 °F][221 °F][230 °F][248 °F][257 °F] |
| Operating Temperature Range | -40 – 125 °C[-40 – 257 °F] |

Industry Standards

| | |
|------------------------|---------|
| UL Flammability Rating | UL 94HB |
|------------------------|---------|

Packaging Features

| | |
|--------------------|---------|
| Packaging Quantity | 1300 |
| Packaging Method | Package |

Other

| | |
|--------------------------------------|-----|
| Serviceable | Yes |
| Connector Position Assurance Capable | No |

Product Compliance

[For compliance documentation, visit the product page on TE.com>](#)

| | |
|------------------------------|-----------|
| EU RoHS Directive 2011/65/EU | Compliant |
| EU ELV Directive 2000/53/EC | Compliant |



China RoHS 2 Directive MIIT Order No 32, 2016

No Restricted Materials Above Threshold

EU REACH Regulation (EC) No. 1907/2006

Current ECHA Candidate List: JUNE 2023 (235)

Candidate List Declared Against: JAN 2023 (233)

Does not contain REACH SVHC

Halogen Content

Low Halogen - Br, Cl, F, I < 900 ppm per homogenous material. Also BFR/CFR/PVC Free

Solder Process Capability

Not reviewed for solder process capability

Product Compliance Disclaimer

This information is provided based on reasonable inquiry of our suppliers and represents our current actual knowledge based on the information they provided. This information is subject to change. The part numbers that TE has identified as EU RoHS compliant have a maximum concentration of 0.1% by weight in homogenous materials for lead, hexavalent chromium, mercury, PBB, PBDE, DBP, BBP, DEHP, DIBP, and 0.01% for cadmium, or qualify for an exemption to these limits as defined in the Annexes of Directive 2011/65/EU (RoHS2). Finished electrical and electronic equipment products will be CE marked as required by Directive 2011/65/EU. Components may not be CE marked. Additionally, the part numbers that TE has identified as EU ELV compliant have a maximum concentration of 0.1% by weight in homogenous materials for lead, hexavalent chromium, and mercury, and 0.01% for cadmium, or qualify for an exemption to these limits as defined in the Annexes of Directive 2000/53/EC (ELV). Regarding the REACH Regulation, the information TE provides on SVHC in articles for this part number is based on the latest European Chemicals Agency (ECHA) 'Guidance on requirements for substances in articles' posted at this URL: <https://echa.europa.eu/guidance-documents/guidance-on-reach>

Compatible Parts



TE Part # 184141-1
WIRE SEAL,RUBBER,SENSOR,PURPLE, LIM



TE Part # 184140-1
WIRE SEAL,RUBBER,SENSOR, ORANGE



TE Part # 184030-3
RECPT, CONTACT 070, PTPPHBZ




TE Part # 184030-1
RECPT, CONTACT 070, AUPHBZ



TE Part # 184095-1
RECPT, CONTACT .070, AUPHBZ



TE Part # 184095-2
RECPT, CONTACT .070, PTPPHBZ




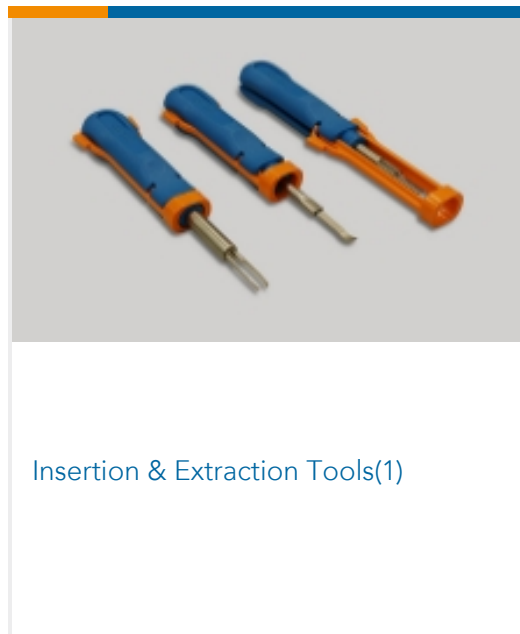

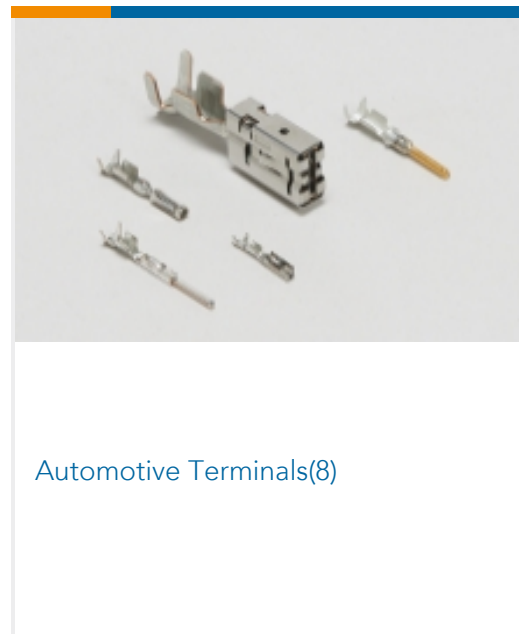
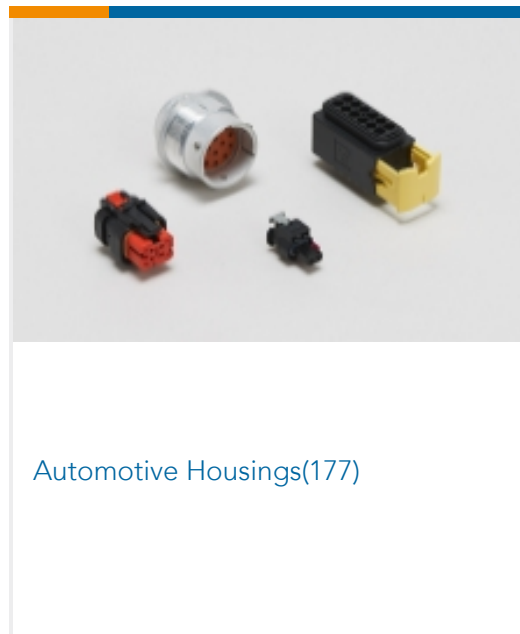

TE Part # 184139-1
WIRE SEAL,RUBBER,SENSOR,BLUE



TE Part # 184373-2
CONTACT, RECEPTACLE, .070 TYPE



Also in the Series | Sealed Sensor Connector SSC System



Customers Also Bought





Documents

Product Drawings

3 POS. PLUG ASSY, KEY B

English

CAD Files

3D PDF

English

Customer View Model

[ENG_CVM_184034-1_E.2d_dxf.zip](#)

English

Customer View Model

[ENG_CVM_184034-1_E.3d_igs.zip](#)

English

Customer View Model

[ENG_CVM_184034-1_E.3d_stp.zip](#)

English

By downloading the CAD file I accept and agree to the [Terms and Conditions](#) of use.

Product Specifications

Application Specification

English

Instruction Sheets

Instruction Sheet (U.S.)

English

Positioning the Double Lock Plate

English

