

182198-1 ✓ ACTIVE

AMPMODU | AMPMODU MOD 1

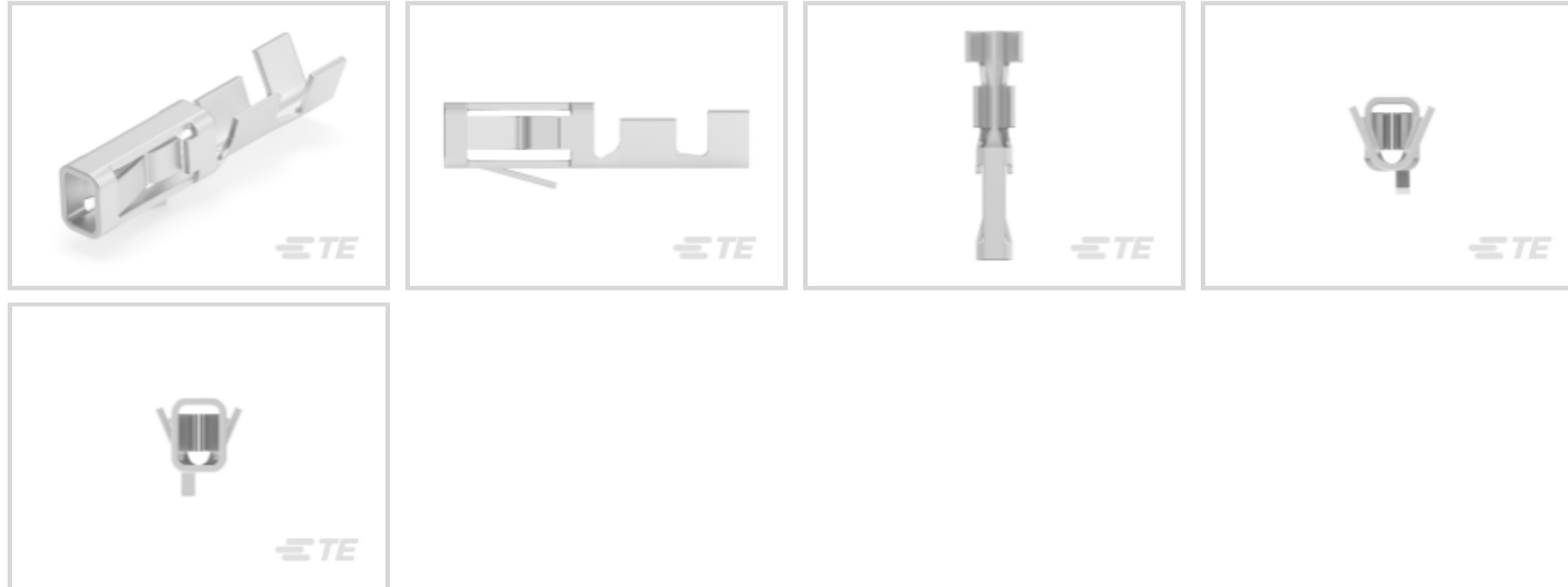
TE Internal #: 182198-1

Connector Contact, Socket, .15 in [3.81 mm] Centerline, Tin, 22 – 18 AWG Wire Size, .3 – .9 mm<sup>2</sup> Wire Size, Straight, Wire & Cable, 5 A, AMPMODU MOD 1

[View on TE.com >](#)



Connectors > PCB Connectors > Board-to-Board Connectors > Board-to-Board Connector Contacts



Contact Type: **Socket**

Centerline (Pitch): **3.81 mm [ .15 in ]**

Contact Mating Area Plating Material: **Tin**

Wire Size: **.3 – .9 mm<sup>2</sup>**

## Features

### Product Type Features

Applied Pressure	High
Connector & Contact Terminates To	Wire & Cable

### Contact Features

PCB Contact Termination Area Plating Material Thickness	.762 μm[30 μin]
Contact Mating Area Plating Material Thickness	.762 μm[30 μin]
PCB Contact Termination Area Plating Material	Tin
Contact Base Material	Phosphor Bronze
Contact Type	Socket
Contact Mating Area Plating Material	Tin
Contact Orientation	Straight
Contact Current Rating (Max)	5 A

### Mechanical Attachment

Wire Insulation Support	With
PCB Mount Retention	Without



### Housing Features

Centerline (Pitch)	3.81 mm [.15 in]
--------------------	------------------

### Dimensions

Compatible Insulation Diameter Range	1.8 – 2.3 mm [.071 – .091 in]
Wire Size	.3 – .9 mm <sup>2</sup>

### Usage Conditions

Operating Temperature Range	-40 – 105 °C [-40 – 221 °F]
-----------------------------	-----------------------------

### Operation/Application

Circuit Application	Signal
---------------------	--------

### Packaging Features

Packaging Quantity	2000
Packaging Method	Loose Piece

### Product Compliance

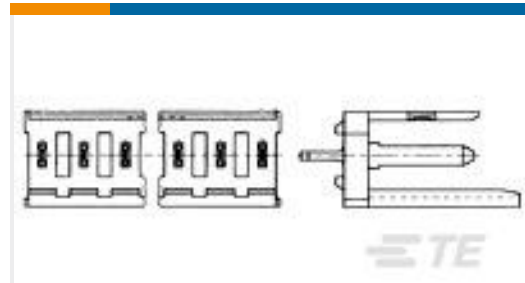
[For compliance documentation, visit the product page on TE.com>](#)

EU RoHS Directive 2011/65/EU	Compliant
EU ELV Directive 2000/53/EC	Compliant
China RoHS 2 Directive MIIT Order No 32, 2016	No Restricted Materials Above Threshold
EU REACH Regulation (EC) No. 1907/2006	Current ECHA Candidate List: JAN 2023 (233) Candidate List Declared Against: JAN 2023 (233) Does not contain REACH SVHC
Halogen Content	Low Halogen - Br, Cl, F, I < 900 ppm per homogenous material. Also BFR/CFR/PVC Free
Solder Process Capability	Not applicable for solder process capability


#### Product Compliance Disclaimer

This information is provided based on reasonable inquiry of our suppliers and represents our current actual knowledge based on the information they provided. This information is subject to change. The part numbers that TE has identified as EU RoHS compliant have a maximum concentration of 0.1% by weight in homogenous materials for lead, hexavalent chromium, mercury, PBB, PBDE, DBP, BBP, DEHP, DIBP, and 0.01% for cadmium, or qualify for an exemption to these limits as defined in the Annexes of Directive 2011/65/EU (RoHS2). Finished electrical and electronic equipment products will be CE marked as required by Directive 2011/65/EU. Components may not be CE marked. Additionally, the part numbers that TE has identified as EU ELV compliant have a maximum concentration of 0.1% by weight in homogenous materials for lead, hexavalent chromium, and mercury, and 0.01% for cadmium, or qualify for an exemption to these limits as defined in the Annexes of Directive 2000/53/EC (ELV). Regarding the REACH Regulation, the information TE provides on SVHC in articles for this part number is based on the latest European Chemicals Agency (ECHA) 'Guidance on requirements for substances in articles' posted at this URL: <https://echa.europa.eu/guidance-documents/guidance-on-reach>

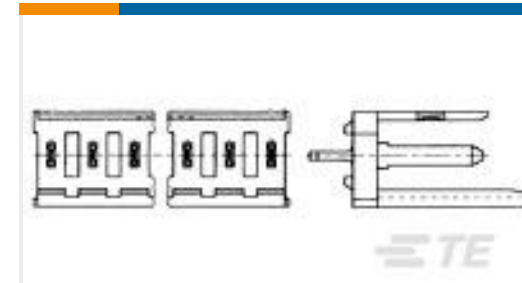
## Compatible Parts



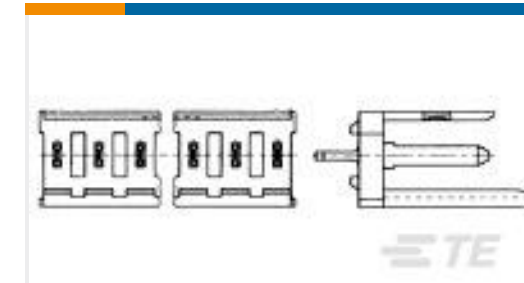
TE Part # 280612-2  
8P MOD 1 SHROUDED HEADER, ST,  
0.4 Au



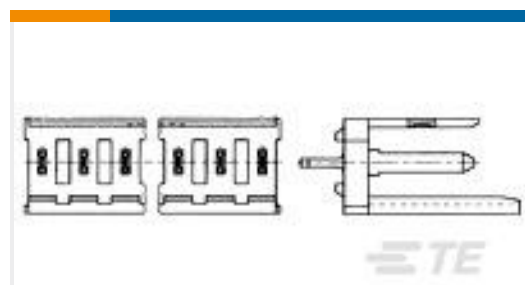
TE Part # 280611-2  
6P MOD 1 SHROUDED HEADER, ST,  
0.4 Au



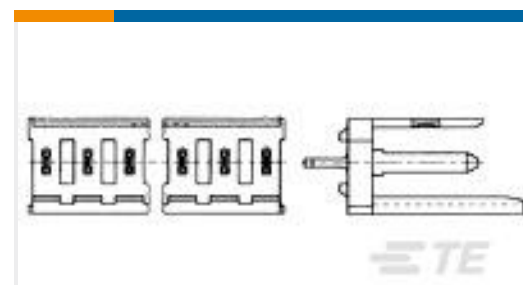
TE Part # 280616-1  
4P MOD 1 P.S.ASSY.



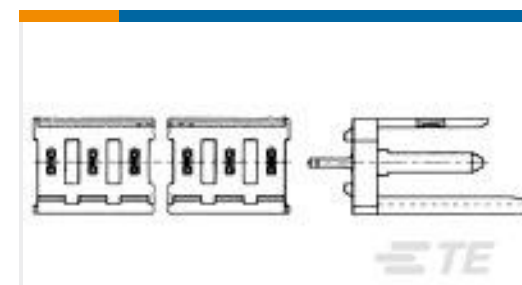
TE Part # 280612-1  
8P MOD 1 SHROUDED HEADER, ST,  
TIN PLTD



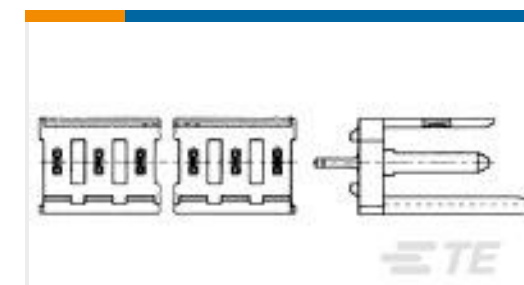
TE Part # 280618-2  
MOD I INCREMENTAL ASSY




TE Part # 280616-2  
MOD I INCREMENTAL ASSY



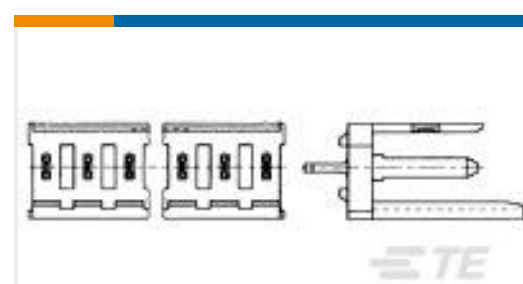
TE Part # 280610-2  
4P MOD 1 SHROUDED HEADER, ST,  
0.4 Au



TE Part # 280613-1  
10P MOD 1 SHROUDED HEADER, ST,  
TIN PLTD




TE Part # 280614-2  
12P MOD 1 SHROUDED HEADER, ST,  
0.4 Au



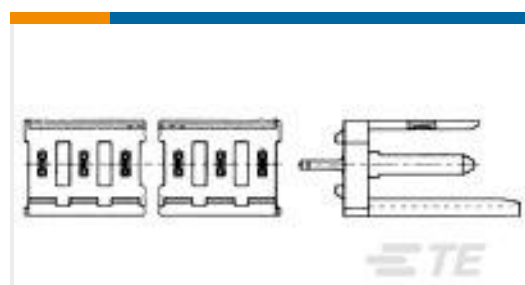
TE Part # 280609-1  
2P MOD 1 SHROUDED HEADER, ST,  
TIN PLTD



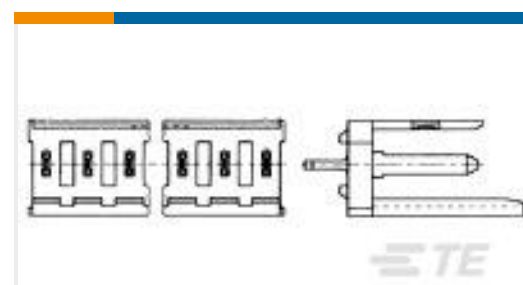
TE Part # 280610-1  
4P MOD 1 SHROUDED HEADER, ST,  
TIN PLTD



TE Part # 280615-2  
MOD I INCREMENTAL ASSY




TE Part # 280611-1  
6P MOD 1 SHROUDED HEADER, ST,  
TIN PLTD



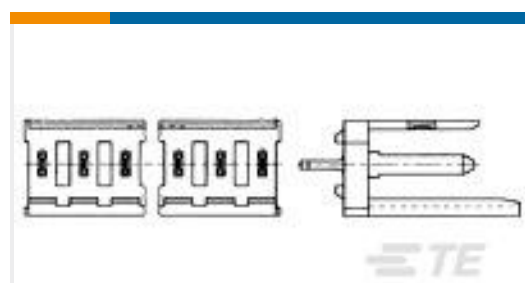
TE Part # 280615-1  
02P MOD 1 ASSY.



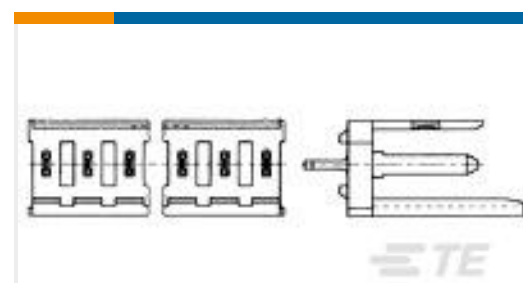
TE Part # 843473-1  
EXTRACTION TOOL



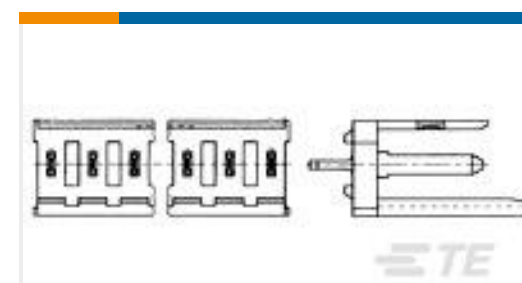
TE Part # 280613-2  
10P MOD 1 SHROUDED HEADER, ST,  
0.4 Au



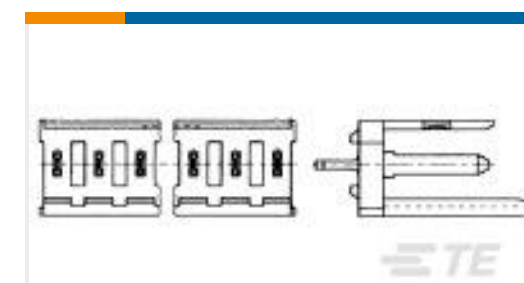
TE Part # 280614-1  
12P MOD 1 SHROUDED HEADER, ST,  
TIN PLTD



TE Part # 280617-1  
06P MOD 1 P.S.ASSY



TE Part # 280617-2  
MOD I INCREMENTAL ASSY



TE Part # 280609-2  
2P MOD 1 SHROUDED HEADER, ST,  
0.4 Au

## Also in the Series | AMPMODU MOD 1



Automotive Terminals(6)



Board-to-Board Connector Contacts (107)



Board-to-Board Jumpers & Shunts(5)



Insertion & Extraction Tools(1)



PCB Connector Keying(2)



PCB Headers & Receptacles(371)




Wire-to-Board Connector Assemblies & Housings(44)

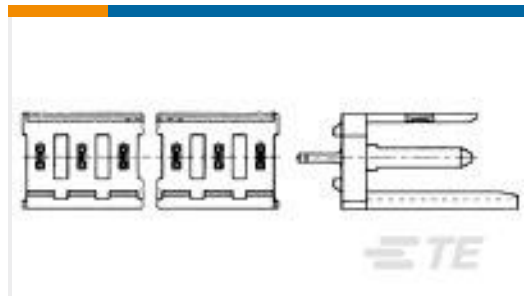


Wire-to-Board Connector Contacts(2)

## Customers Also Bought



TE Part #280593  
AMP MODU MOD I RECEPT HSG



TE Part #280612-1  
8P MOD 1 SHROUDED HEADER, ST, TIN PLTD



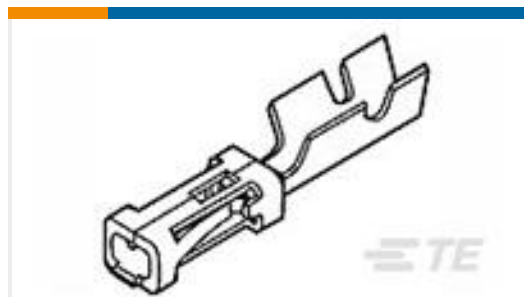
TE Part #280366  
AMPMODU II REC. HSG DUAL ROW, 16 POS.




TE Part #2071366-1  
EW60-1A3-BL12D04,00000




TE Part #280513  
AMPMODU II REC. HSG, DUAL ROW, 18 POS




TE Part #141708-1  
MOD-4 REC.CONT.SCP.



TE Part #CQ50303001  
RAY-101-10.0(10)



TE Part #280595  
AMP MODU MOD I RECEPT HSG



TE Part #160773-6  
PL LOOSE PIECE REC 0.5-1.5 MM2 PTPBR





## Documents

### Product Drawings

#### MOD 1 CONTACT

English

### CAD Files

#### Customer View Model

[ENG\\_CVM\\_182198-1\\_A.3d\\_igs.zip](#)

English

#### Customer View Model

[ENG\\_CVM\\_182198-1\\_A.3d\\_stp.zip](#)

English

#### Customer View Model

[ENG\\_CVM\\_182198-1\\_A.2d\\_dxf.zip](#)

English

### 3D PDF

English

By downloading the CAD file I accept and agree to the [Terms and Conditions](#) of use.

### Product Specifications

#### AMPMODU I Interconn. system

English