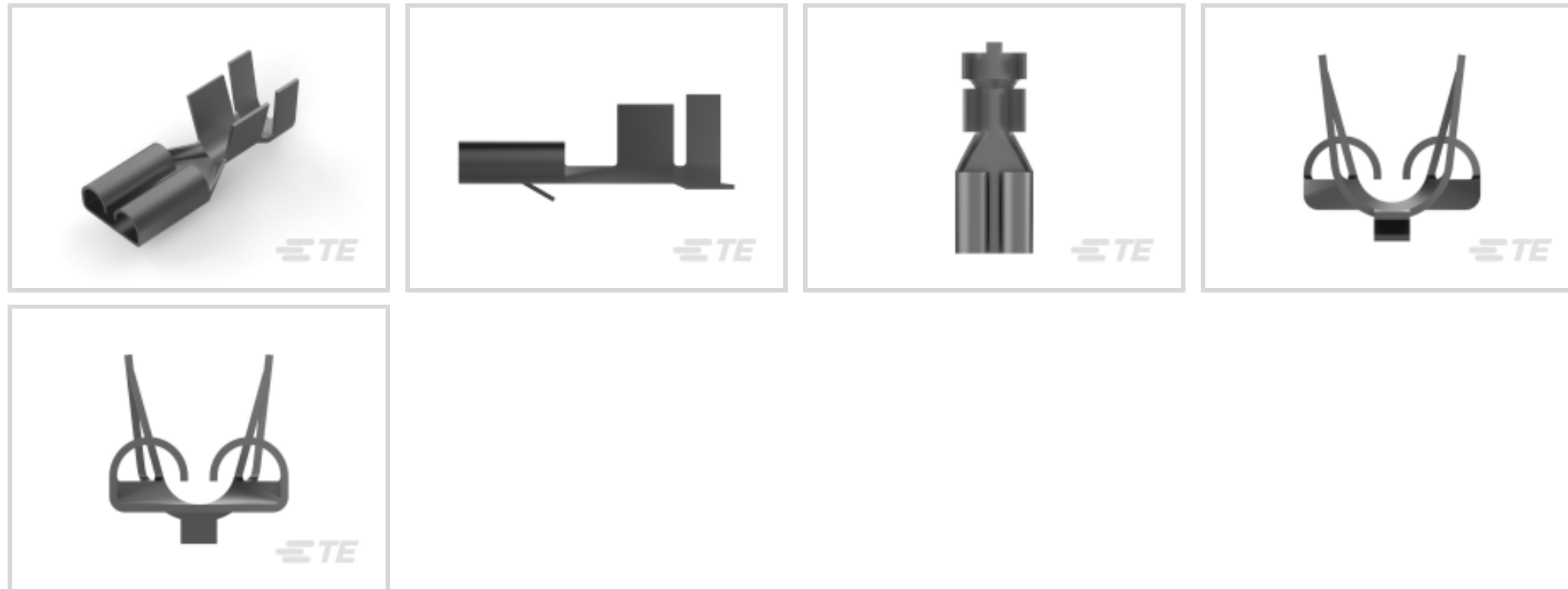




Terminals & Splices > Quick Disconnects



Quick Disconnect Terminal Type: **Receptacle**

Wire Size: **4 – 6.63 mm²**

Mating Tab Width: **6.35 mm [.25 in]**

Mating Tab Thickness: **.81 mm [.032 in]**

Features

Product Type Features

Insertion Force	Normal
-----------------	--------

Configuration Features

Connection Capacity	Single
Compatible With Wire & Cable Type	Discrete Wire

Electrical Characteristics

Voltage Rating	250 V
----------------	-------

Contact Features

Quick Disconnect Terminal Type	Receptacle
Mating Tab Width	6.35 mm [.25 in]
Mating Tab Thickness	.81 mm [.032 in]
Terminal Orientation	Straight
Contact Base Material	Brass
Terminal Plating Material	Pre-Tin
Crimp Type	F-Crimp



Barrel Type	Open
-------------	------

Termination Features

Product Terminates To	Wire & Cable
-----------------------	--------------

Mechanical Attachment

Wire Insulation Support	With
Mating Retention Type	Locking Lance

Dimensions

Terminal Material Thickness	.33 mm[.013 in]
Product Length	19 mm[.748 in]
Compatible Insulation Diameter Range	3.4 – 5.1 mm[.134 – .2 in]
Wire Size	4 – 6.63 mm ²

Usage Conditions

Insulation Option	Uninsulated
Operating Temperature Range	-40 – 110 °C[-40 – 230 °F]

Packaging Features

Packaging Quantity	3000
Packaging Method	Strip/Reel

Other

Terminals & Splices Comment	Without Dimple
-----------------------------	----------------

Product Compliance

[For compliance documentation, visit the product page on TE.com>](#)

EU RoHS Directive 2011/65/EU	Compliant
EU ELV Directive 2000/53/EC	Compliant
China RoHS 2 Directive MIIT Order No 32, 2016	No Restricted Materials Above Threshold
EU REACH Regulation (EC) No. 1907/2006	Current ECHA Candidate List: JUNE 2023 (235) Candidate List Declared Against: JUNE 2023 (235) Does not contain REACH SVHC
Halogen Content	Low Halogen - Br, Cl, F, I < 900 ppm per homogenous material. Also BFR/CFR/PVC Free
Solder Process Capability	Not applicable for solder process capability


Product Compliance Disclaimer

This information is provided based on reasonable inquiry of our suppliers and represents our current actual knowledge based on the information they provided. This information is subject to change. The part numbers that TE has identified as EU RoHS compliant have a maximum concentration of 0.1% by weight in homogenous materials for lead, hexavalent chromium, mercury, PBB, PBDE, DBP, BBP, DEHP, DIBP, and 0.01% for cadmium, or qualify for an exemption to these limits as defined in the Annexes of Directive 2011/65/EU (RoHS2). Finished electrical and electronic equipment products will be CE marked as required by Directive 2011/65/EU. Components may not be CE marked. Additionally, the part numbers that TE has identified as EU ELV compliant have a maximum concentration of 0.1% by weight in homogenous materials for lead, hexavalent chromium, and mercury, and 0.01% for cadmium, or qualify for an exemption to these limits as defined in the Annexes of Directive 2000/53/EC (ELV). Regarding the REACH Regulation, the information TE provides on SVHC in articles for this part number is based on the latest European Chemicals Agency (ECHA) 'Guidance on requirements for substances in articles' posted at this URL: <https://echa.europa.eu/guidance-documents/guidance-on-reach>

Compatible Parts



Also in the Series | **FASTIN-FASTON 250**




Crimp Terminal Housings(211)



Insertion & Extraction Tools(2)

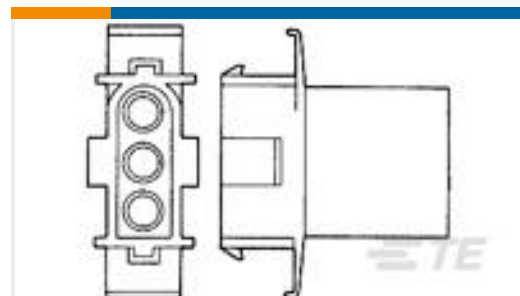
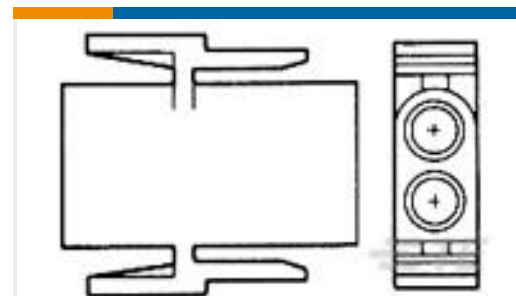
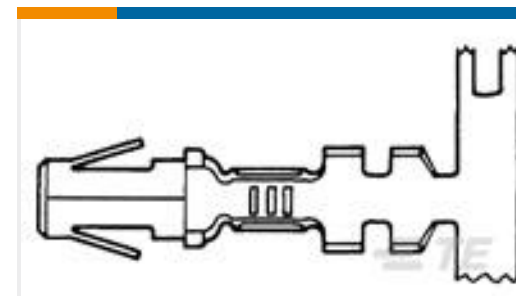
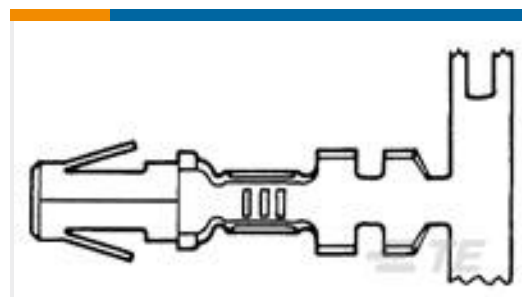
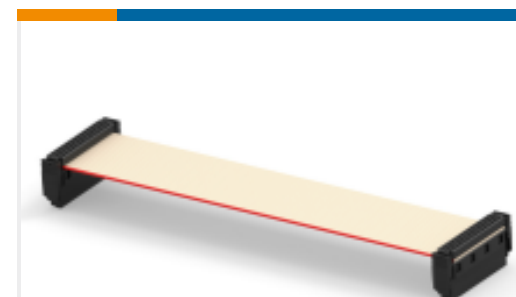


PCB Terminals(2)



Quick Disconnects(254)

Customers Also Bought

TE Part #1-6609104-5
PE0SXSSX0=C1162TE Part #1-350345-0
02P .140 MNL CAP P/M NATTE Part #1-350344-0
02P .140 MNL PLUG NATTE Part #350200-1
.140 DIA SOK 14-10 PTPBRTE Part #61626-1
.140 DIA SOK 20-14 PTPBRTE Part #1-967239-1
Timer Connector HousingTE Part #964282-1
TIMER, RECEPTACLE AND TABTE Part #168327-E
IDCCS SMC 1,27 32 * AU AUI 100 PVC

Documents

Product Drawings

[FF 250 REC 4-6MM2 PTBR](#)

English

CAD Files

[3D PDF](#)

3D

Customer View Model

[ENG_CVM_CVM_180351-8_AF_c-180351-8-af.2d_dxf.zip](#)

English

Customer View Model

[ENG_CVM_CVM_180351-8_AF_c-180351-8-af.3d_igs.zip](#)

English

Customer View Model

[ENG_CVM_CVM_180351-8_AF_c-180351-8-af.3d_stp.zip](#)

English

By downloading the CAD file I accept and agree to the [Terms and Conditions](#) of use.

180351-8

Quick Disconnects, Receptacle, 11 – 9 AWG Wire Size, 4 – 6.63 mm² Wire Size,
Mating Tab Width 6.35 mm [.25 in], Straight, Brass, FASTIN-FASTON 250



[Datasheets & Catalog Pages](#)

[1654742_HOUSEHOLD_APPLIANCES_RAST5](#)

English