

Sensor Flat Contact System

TE Internal #: 1801174-1

Housing for Male Terminals, Wire-to-Wire, 2 Position, .131 in [3.33 mm] Centerline, Sealable, Black, Wire & Cable, Power, Sensor Flat Contact System

[View on TE.com >](#)



Connectors > Automotive Connectors > Automotive Housings



Connector System: **Wire-to-Wire**  
Number of Positions: **2**  
Connector & Housing Type: **Housing for Male Terminals**  
Centerline (Pitch): **3.33 mm [ .131 in ]**  
Sealable: **Yes**

Features

Product Type Features

Mixed & Hybrid Connector	No
Connector Shape	Rectangular
Connector System	Wire-to-Wire
Connector & Housing Type	Housing for Male Terminals
Sealable	Yes
Connector & Contact Terminates To	Wire & Cable
Primary Locking Feature	Integrated in Housing

Configuration Features

Number of Positions	2
Number of Rows	1

Electrical Characteristics

Operating Voltage	16 VDC
Nominal Voltage Architecture	12 V

Body Features

Cable Exit Angle	180°
Primary Product Color	Black
Connector & Keying Code	1

Contact Features



Contact Size	1.5mm
Contact Type	Tab
Contact Current Rating (Max)	16 A

Mechanical Attachment

Terminal Position Assurance	Yes
Strain Relief	Add By Accessory
Mating Alignment Type	Keyed
Mating Alignment	With
Connector Mounting Type	Cable Mount (Free-Hanging)

Housing Features

Housing Material	PBT GF
Centerline (Pitch)	3.33 mm[.131 in]

Dimensions

Connector Height	17.6 mm[.693 in]
Product Width	55.8 mm[2.197 in]
Product Length	17.4 mm[.685 in]

Usage Conditions

Operating Temperature (Max)	70 °C, 75 °C, 80 °C, 85 °C, 90 °C, 100 °C, 105 °C, 110 °C, 120 °C, 125 °C, 130 °C, 140 °C, 145 °C, 150 °C[158 °F][167 °F][176 °F][185 °F][194 °F][212 °F][221 °F][230 °F][248 °F][257 °F][266 °F][284 °F][293 °F][302 °F]
Operating Temperature Range	-40 – 150 °C[-40 – 302 °F]

Operation/Application

Circuit Application	Power
---------------------	-------

Industry Standards

Degree of Protection	IP69K
UL Flammability Rating	UL 94HB

Other

Serviceable	Yes
Connector Position Assurance Capable	No

Product Compliance

For compliance documentation, visit the product page on TE.com>




EU RoHS Directive 2011/65/EU	Compliant
EU ELV Directive 2000/53/EC	Compliant
China RoHS 2 Directive MIIT Order No 32, 2016	No Restricted Materials Above Threshold
EU REACH Regulation (EC) No. 1907/2006	Current ECHA Candidate List: JUNE 2023 (235) Candidate List Declared Against: JUNE 2023 (235) Does not contain REACH SVHC
Halogen Content	Low Halogen - Br, Cl, F, I < 900 ppm per homogenous material. Also BFR/CFR/PVC Free
Solder Process Capability	Not applicable for solder process capability

Product Compliance Disclaimer

This information is provided based on reasonable inquiry of our suppliers and represents our current actual knowledge based on the information they provided. This information is subject to change. The part numbers that TE has identified as EU RoHS compliant have a maximum concentration of 0.1% by weight in homogenous materials for lead, hexavalent chromium, mercury, PBB, PBDE, DBP, BBP, DEHP, DIBP, and 0.01% for cadmium, or qualify for an exemption to these limits as defined in the Annexes of Directive 2011/65/EU (RoHS2). Finished electrical and electronic equipment products will be CE marked as required by Directive 2011/65/EU. Components may not be CE marked. Additionally, the part numbers that TE has identified as EU ELV compliant have a maximum concentration of 0.1% by weight in homogenous materials for lead, hexavalent chromium, and mercury, and 0.01% for cadmium, or qualify for an exemption to these limits as defined in the Annexes of Directive 2000/53/EC (ELV). Regarding the REACH Regulation, the information TE provides on SVHC in articles for this part number is based on the latest European Chemicals Agency (ECHA) 'Guidance on requirements for substances in articles' posted at this URL: <https://echa.europa.eu/guidance-documents/guidance-on-reach>

Compatible Parts



TE Part # 1801176-1  
2W RECEPTACLE HP SL CONNECTOR  
BLACK




TE Part # CAT-AM706-T273  
AMP MCP, SFC, RECEPTACLE



TE Part # 1-1801175-1  
2W RECEPTACLE HP CONNECTOR  
BLACK



TE Part # 1801155-5  
COVER FOR 2W HP CONNECTOR



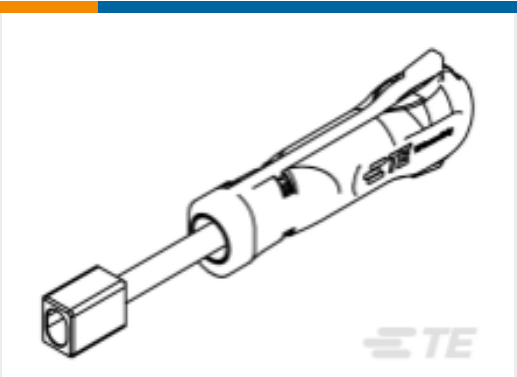
TE Part # 1801175-1  
2W RECEPTACLE HP CONNECTOR  
BLACK



TE Part # 1-1579008-3  
EXTRACTION TOOL



TE Part # 1-1579008-1  
EXTRACTION TOOL SECONDARY  
LOCK OPENING



TE Part # 1-1579008-4  
EXTRACTION TOOL, 2POS.  
SECONDARY LOCK CL.





TE Part # 1-1801155-5  
COVER FOR 2W HP CONNECTOR



TE Part # 1-1801175-9  
2W RECEPTACLE HP CONNECTOR  
ORANGE



TE Part # 1-1801356-1  
ROTATIVE COVER, RIGHT ANGLE,  
2W HP CONN



TE Part # 1-1801466-1  
COVER, FIXED, 2 WAY HP  
CONNECTOR



TE Part # 1-1801466-2  
COVER, FIXED, 2 WAY HP  
CONNECTOR



TE Part # 1-1823174-4  
2POS,1.5MM SFC,REC HSG ASSY,SLD



TE Part # 1-1823174-5  
2POS,1.5MM SFC,REC HSG ASSY,SLD



TE Part # 1-1823174-8  
2POS,1.5MM SFC,REC HSG ASSY,SLD



TE Part # 1801176-8  
2W RECEPTACLE HPSL CONNECTOR  
RED



TE Part # 1801176-9  
2W RECEPTACLE HPSL CONNECTOR  
ORANGE




TE Part # 1801356-1  
ROTATIVE COVER, RIGHT ANGLE,  
2W HP CONN




TE Part # 1801466-1  
COVER, FIXED, 2 WAY HP  
CONNECTOR


Also in the Series | **Sensor Flat Contact System**




Automotive Connector Caps & Covers  
(12)



Automotive Housings(56)



Automotive Terminals(23)



Insertion & Extraction Tools(7)

Customers Also Bought



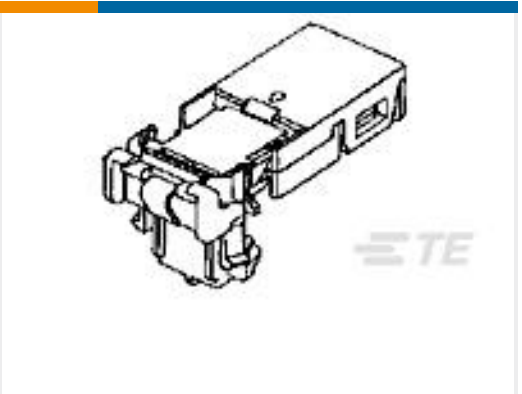
TE Part #1217281-3  
FF 110 REC 24-20AWG BR



TE Part #1742087-2  
187 FASTON,FLAG,REC.,18-22 AWG,  
TPBR



TE Part #1379219-1  
12POS MQS REC



TE Part #1612120-1  
11DIA SQUIB SLIM MK-2 PLUG HSG





TE Part #353379-2  
SQUIB CONN FERRITE



TE Part #1801466-2  
COVER, FIXED, 2 WAY HP CONNECTOR



TE Part #3-953657-1  
5W TAB HSG ASSY



TE Part #925015-4  
FF 110 REC HSG 3P NYLON NAT

Documents

Product Drawings

2W TAB HP CONNECTOR BLACK

English

CAD Files

Customer View Model

ENG\_CVM\_CVM\_1801174-1\_B.2d\_dxf.zip

English

3D PDF

3D

Customer View Model

ENG\_CVM\_CVM\_1801174-1\_B.3d\_igs.zip

English

Customer View Model

ENG\_CVM\_CVM\_1801174-1\_B.3d\_stp.zip

English

By downloading the CAD file I accept and agree to the [Terms and Conditions](#) of use.

Product Specifications

Product Specification

English

Product Environmental Compliance

Product Compliance

English

Product Compliance

English