




Power Double Lock

TE Internal #: 179594-1

Power Contacts, Contact, 50 VAC / 300 VAC, Tin, 26 – 22 AWG
 Wire Size, .14 – .34 mm² Wire Size, Wire & Cable, Crimp, Power,
 Tab, Power Double Lock

[View on TE.com >](#)

Connectors > Power Connectors > Power Contacts > Power Double Lock Tab



Power Contact Type: **Contact**

Operating Voltage: **50 VAC, 300 VAC**

Contact Mating Area Plating Material: **Tin**

Wire Size: **.14 – .34 mm²**

[All Power Double Lock Tab \(4\)](#)

Features

Product Type Features

Compatible With Discrete Wire Type	Stranded
Power Contact Type	Contact
Connector & Contact Terminates To	Wire & Cable

Electrical Characteristics

Operating Voltage	50 VAC, 300 VAC
-------------------	-----------------

Contact Features

Contact Mating Area Plating Material	Tin
Contact Current Rating (Max)	14 A
Contact Type	Tab
Contact Retention Within Housing	With
Mating Tab Width	1.5 mm[.06 in]
Mating Tab Thickness	.5 mm[.02 in]
Contact Base Material	Copper Alloy



Contact Mating Area Plating Material Thickness	.8 μm[31.49 μin]
--	------------------

Wire Contact Termination Area Plating Thickness	.8 μm[31.49 μin]
---	------------------

Wire Contact Termination Area Plating Material	Pre-Tin
--	---------

Contact Orientation	Straight
---------------------	----------

Termination Features

Termination Method to Wire & Cable	Crimp
------------------------------------	-------

Mechanical Attachment

Contact Retention Type Within Housing	Locking Lance
---------------------------------------	---------------

Wire Insulation Support	With
-------------------------	------

Dimensions

Wire Size	.14 – .34 mm ²
-----------	---------------------------

Compatible Insulation Diameter Range	1.3 – 2 mm[.051 – .079 in]
--------------------------------------	----------------------------

Usage Conditions

Operating Temperature Range	-30 – 105 °C[-22 – 221 °F]
-----------------------------	----------------------------

Operation/Application

Circuit Application	Power
---------------------	-------

Packaging Features

Packaging Quantity	1000
--------------------	------

Packaging Method	Bag
------------------	-----

Product Compliance

[For compliance documentation, visit the product page on TE.com>](#)

EU RoHS Directive 2011/65/EU	Compliant
------------------------------	-----------

EU ELV Directive 2000/53/EC	Compliant
-----------------------------	-----------

China RoHS 2 Directive MIIT Order No 32, 2016	No Restricted Materials Above Threshold
---	---

EU REACH Regulation (EC) No. 1907/2006	Current ECHA Candidate List: JUNE 2023 (235) Candidate List Declared Against: JUNE 2023 (235) Does not contain REACH SVHC
--	---


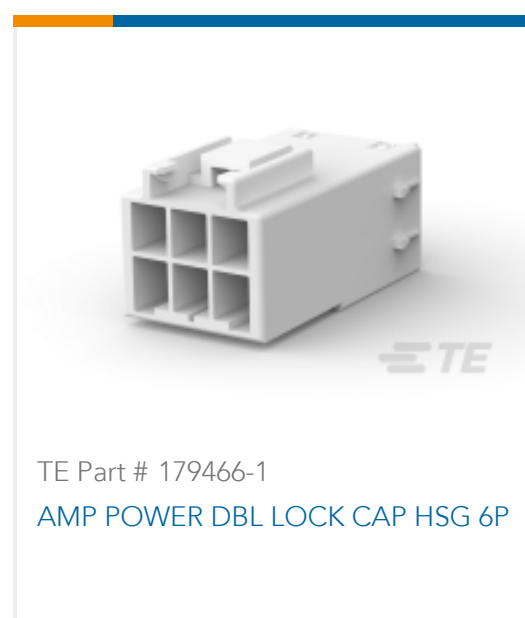
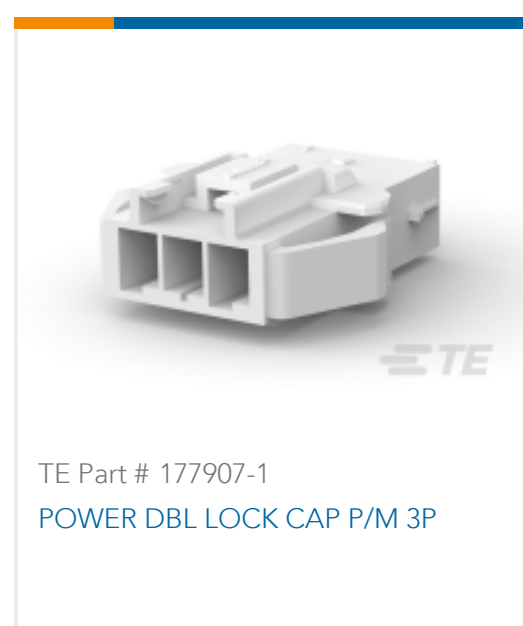
Halogen Content	Low Halogen - Br, Cl, F, I < 900 ppm per homogenous material. Also BFR/CFR/PVC Free
-----------------	---

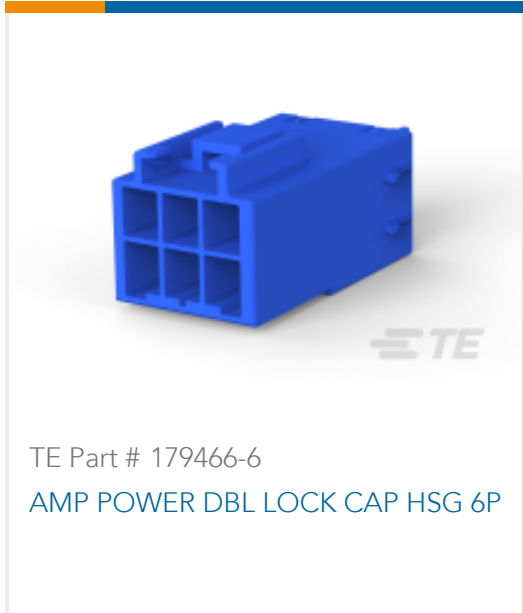
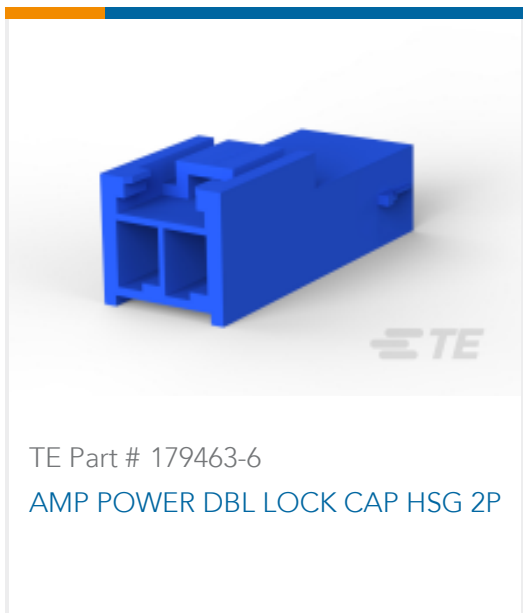
Solder Process Capability	Not applicable for solder process capability
---------------------------	--

Product Compliance Disclaimer



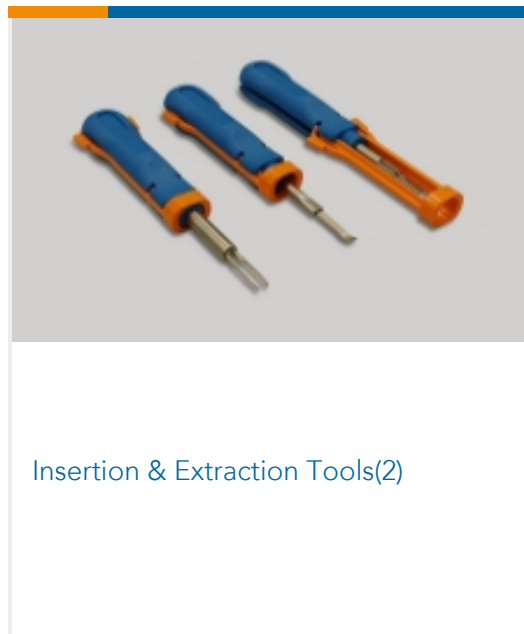
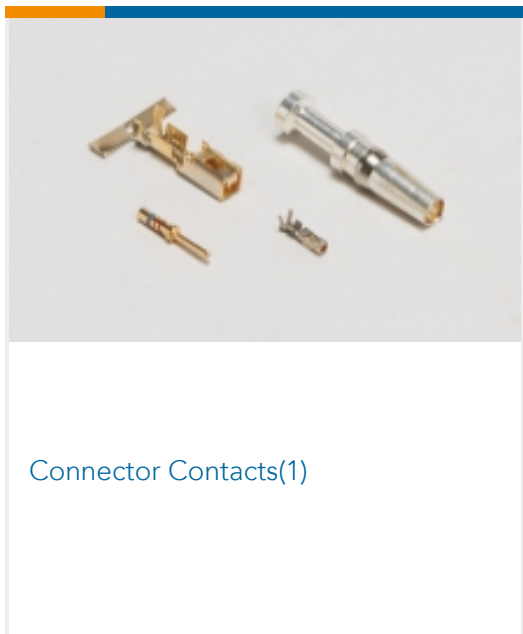
This information is provided based on reasonable inquiry of our suppliers and represents our current actual knowledge based on the information they provided. This information is subject to change. The part numbers that TE has identified as EU RoHS compliant have a maximum concentration of 0.1% by weight in homogenous materials for lead, hexavalent chromium, mercury, PBB, PBDE, DBP, BBP, DEHP, DIBP, and 0.01% for cadmium, or qualify for an exemption to these limits as defined in the Annexes of Directive 2011/65/EU (RoHS2). Finished electrical and electronic equipment products will be CE marked as required by Directive 2011/65/EU. Components may not be CE marked. Additionally, the part numbers that TE has identified as EU ELV compliant have a maximum concentration of 0.1% by weight in homogenous materials for lead, hexavalent chromium, and mercury, and 0.01% for cadmium, or qualify for an exemption to these limits as defined in the Annexes of Directive 2000/53/EC (ELV). Regarding the REACH Regulation, the information TE provides on SVHC in articles for this part number is based on the latest European Chemicals Agency (ECHA) 'Guidance on requirements for substances in articles' posted at this URL: <https://echa.europa.eu/guidance-documents/guidance-on-reach>

Compatible Parts



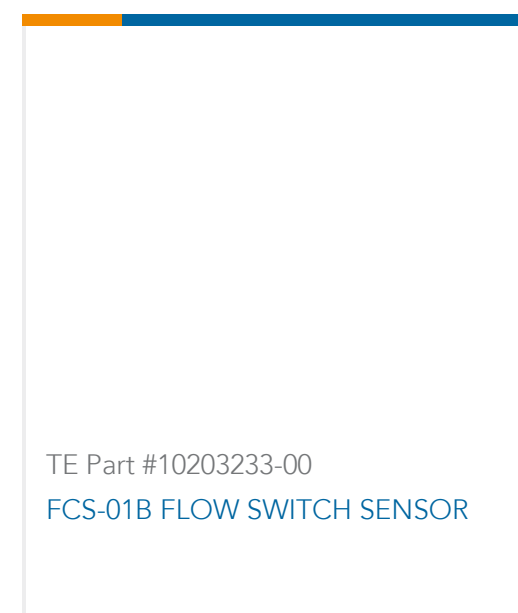


Also in the Series | Power Double Lock



Customers Also Bought





Documents

Product Drawings

[AMP POWER D/LOCK TAB CONT. L/P](#)

English

CAD Files

Customer View Model

[ENG_CVM_CVM_179594-1_O.2d_dxf.zip](#)

English

[3D PDF](#)

3D

Customer View Model

[ENG_CVM_CVM_179594-1_O.3d_igs.zip](#)

English

Customer View Model

[ENG_CVM_CVM_179594-1_O.3d_stp.zip](#)

English

By downloading the CAD file I accept and agree to the [Terms and Conditions](#) of use.

Datasheets & Catalog Pages

[SOFT_SHELL_PIN_AND_SOCKET_CONNECTORS_CATALOG](#)

English

[1773458-5_POWER_DBL_LOCK_\(PDL\)_CONNECTORS](#)

English

Product Specifications

[Engineering Report](#)

English

Product Environmental Compliance

[Product Compliance](#)

English

[Product Compliance](#)

English

Instruction Sheets

[Instruction Sheet \(non U.S.\)](#)



Japanese