




Power Double Lock

TE Internal #: 177908-4

Rectangular Power Connectors, Housing, Cap, Wire-to-Wire / Wire-to-Panel, 4 Position, 3.96 mm [.156 in] Centerline, Wire & Cable, Power Double Lock

[View on TE.com >](#)

Connectors > Power Connectors > Rectangular Power > Rectangular Power Connectors > STD Temp Power Double Lock Cap



Rectangular Power Connector Type: **Housing**

Connector & Housing Type: **Cap**

Connector System: **Wire-to-Panel, Wire-to-Wire**

Number of Positions: **4**

Centerline (Pitch): **3.96 mm [.156 in]**

[All STD Temp Power Double Lock Cap \(33\)](#)

Features

Product Type Features

Compatible With Discrete Wire Type	Stranded
Rectangular Power Connector Type	Housing
Connector & Housing Type	Cap
Connector System	Wire-to-Panel, Wire-to-Wire
Sealable	No
Connector & Contact Terminates To	Wire & Cable

Configuration Features

Number of Positions	4
Number of Rows	2

Electrical Characteristics

Operating Voltage	300 VAC
-------------------	---------

Contact Features

--	--



Contact Layout	Matrix
Contact Retention Within Housing	Without
Contact Type	Tab

Termination Features

Termination Method to Wire & Cable	Crimp
------------------------------------	-------

Mechanical Attachment

Panel Mount Feature	With
Panel Mount Feature Type	Latches
Connector Mounting Type	Panel Mount

Housing Features

Centerline (Pitch)	3.96 mm [.156 in]
Housing Color	Yellow
Housing Material	Nylon 6/6

Dimensions

Panel Thickness (Recommended)	.8 – 2 mm [.031 – .078 in]
Row-to-Row Spacing	4.6 mm [.181 in]

Usage Conditions

Operating Temperature Range	-30 – 105 °C [-22 – 221 °F]
-----------------------------	-----------------------------

Operation/Application

Circuit Application	Power & Signal
---------------------	----------------

Industry Standards

Agency/Standard	UL
UL Flammability Rating	UL 94V-0
Glow Wire Rating	Standard Part - Not Glow Wire

Packaging Features

Packaging Quantity	150
Packaging Method	Bag

Product Compliance

For compliance documentation, visit the product page on [TE.com](https://www.te.com)>

EU RoHS Directive 2011/65/EU	Compliant
EU ELV Directive 2000/53/EC	Compliant



China RoHS 2 Directive MIIT Order No 32, 2016	No Restricted Materials Above Threshold
EU REACH Regulation (EC) No. 1907/2006	Current ECHA Candidate List: JUNE 2023 (235) Candidate List Declared Against: JUNE 2023 (235) Does not contain REACH SVHC
Halogen Content	Low Halogen - Br, Cl, F, I < 900 ppm per homogenous material. Also BFR/CFR/PVC Free
Solder Process Capability	Not applicable for solder process capability

Product Compliance Disclaimer

This information is provided based on reasonable inquiry of our suppliers and represents our current actual knowledge based on the information they provided. This information is subject to change. The part numbers that TE has identified as EU RoHS compliant have a maximum concentration of 0.1% by weight in homogenous materials for lead, hexavalent chromium, mercury, PBB, PBDE, DBP, BBP, DEHP, DIBP, and 0.01% for cadmium, or qualify for an exemption to these limits as defined in the Annexes of Directive 2011/65/EU (RoHS2). Finished electrical and electronic equipment products will be CE marked as required by Directive 2011/65/EU. Components may not be CE marked. Additionally, the part numbers that TE has identified as EU ELV compliant have a maximum concentration of 0.1% by weight in homogenous materials for lead, hexavalent chromium, and mercury, and 0.01% for cadmium, or qualify for an exemption to these limits as defined in the Annexes of Directive 2000/53/EC (ELV). Regarding the REACH Regulation, the information TE provides on SVHC in articles for this part number is based on the latest European Chemicals Agency (ECHA) 'Guidance on requirements for substances in articles' posted at this URL: <https://echa.europa.eu/guidance-documents/guidance-on-reach>

Compatible Parts



TE Part # 177900-4
POWER DBL LOCK PLUG HSG 4P




TE Part # CAT-P87024-T111
Power Double Lock Tab




TE Part # 1-368589-4
PDL 4P CAP 3.96 D/R P/M(GWT) Y


Also in the Series | Power Double Lock




Connector Contacts(1)



Insertion & Extraction Tools(2)



Power Contacts(23)

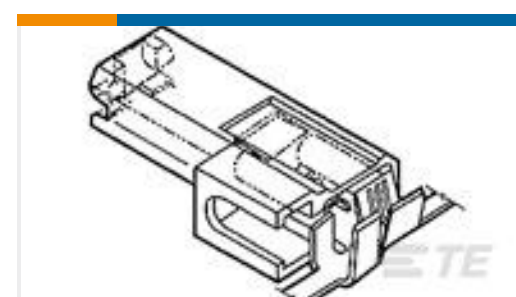



Rectangular Connector Locking(14)



Rectangular Power Connectors(284)

Customers Also Bought

TE Part #177909-1
POWER DBL LOCK CAP HSG P/M 6PTE Part #177918-1
Power Double Lock TPATE Part #177916-1
AMP POWER DBL LOCK TAB (S)TE Part #2132781-4
04P EP-II HOUSING, NATURALTE Part #2132781-7
07P EP-II HOUSING, NATURALTE Part #1-2132782-2
12 pos. EP II breakaway retainTE Part #63625-1
SPLICE 5000-16000 .025 BRTE Part #1969106-2
ULTRA-POD 187 ASSY REC 22-16
AWG TPBRTE Part #60742-1
187 FASTON REC 18-14 AWG BR

Documents

Product Drawings

POWER DBL LOCK CAP HSG P/M 4P

English

CAD Files

3D PDF

3D

Customer View Model

ENG_CVM_CVM_177908-4_T.2d_dxf.zip



English

Customer View Model

[ENG_CVM_CVM_177908-4_T.3d_igs.zip](#)

English

Customer View Model

[ENG_CVM_CVM_177908-4_T.3d_stp.zip](#)

English

3D PDF

English

Customer View Model

[ENG_CVM_177908-4_C.3d_igs.zip](#)

English

Customer View Model

[ENG_CVM_177908-4_C.3d_stp.zip](#)

English

Customer View Model

[ENG_CVM_177908-4_C.2d_dxf.zip](#)

English

By downloading the CAD file I accept and agree to the [Terms and Conditions](#) of use.

Datasheets & Catalog Pages

[SOFT_SHELL_PIN_AND_SOCKET_CONNECTORS_CATALOG](#)

English

[1773458-5_POWER_DBL_LOCK_\(PDL\)_CONNECTORS](#)

English

Product Specifications

[Application Specification](#)

English

Product Environmental Compliance

[MD_177908-4_06062018813_dmtec](#)

English

[MD_177908-4_06062018813_dmtec](#)

English

Instruction Sheets

[Instruction Sheet \(non U.S.\)](#)

English

[AMP POWER DOUBLELOCK CONNECTOR SERIES](#)

English

Agency Approvals

[CSA Certificate](#)

English

177908-4

Rectangular Power Connectors, Housing, Cap, Wire-to-Wire / Wire-to-Panel, 4
Position, 3.96 mm [.156 in] Centerline, Wire & Cable, Power Double Lock

