



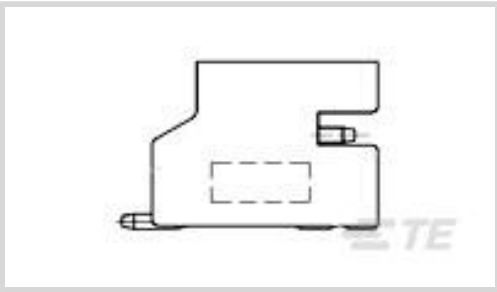
HPI

TE Internal #: 1775469-9

PCB Mount Header, Right Angle, Wire-to-Board, 9 Position, 2 mm [.079 in] Centerline, Fully Shrouded, Tin, Surface Mount, Signal, Natural, HPI

[View on TE.com >](#)

Connectors > PCB Connectors > PCB Headers & Receptacles > AMP HPI 2.0 mm Headers



Connector System: **Wire-to-Board**

Number of Positions: **9**

Number of Rows: **1**

Centerline (Pitch): **2 mm [.079 in]**

PCB Mount Orientation: **Right Angle**

[All AMP HPI 2.0 mm Headers \(206\)](#)

Features

Product Type Features

Connector System	Wire-to-Board
Header Type	Fully Shrouded
Sealable	No
Connector & Contact Terminates To	Printed Circuit Board
PCB Connector Assembly Type	PCB Mount Header

Configuration Features

Number of Positions	9
Number of Rows	1
PCB Mount Orientation	Right Angle

Electrical Characteristics

Operating Voltage	250 VAC
-------------------	---------

Body Features

Primary Product Color	Natural
-----------------------	---------

Contact Features

Contact Mating Area Length	3.53 mm[.139 in]
Mating Square Post Dimension	.5 mm[.02 in]



PCB Contact Termination Area Plating Material Thickness	2 μm[80 μin]
Contact Layout	Inline
PCB Contact Termination Area Plating Material Finish	Matte
Contact Shape & Form	Square
Contact Mating Area Plating Material Finish	Matte
Contact Underplating Material	Nickel
PCB Contact Termination Area Plating Material	Nickel
Contact Base Material	Brass
Contact Mating Area Plating Material	Tin
Contact Type	Pin
Contact Current Rating (Max)	3 A

Termination Features

Square Termination Post & Tail Dimension	.5 mm[.02 in]
Termination Post & Tail Length	1 mm[.039 in]
Termination Method to Printed Circuit Board	Surface Mount

Mechanical Attachment

Mating Alignment Type	Polarization
Mating Retention	Without
PCB Mount Retention Type	Solder Peg
Connector Mounting Type	Board Mount
Mating Alignment	With
PCB Mount Alignment	Without
PCB Mount Retention	With

Housing Features

Housing Material	PA 9T GF
Centerline (Pitch)	2 mm[.079 in]

Dimensions

Connector Length	21.4 mm[.843 in]
Connector Height	5.5 mm[.217 in]
Connector Width	7.6 mm[.299 in]

Usage Conditions

Operating Temperature Range	-25 – 85 °C[-13 – 185 °F]
-----------------------------	---------------------------



Operation/Application

Circuit Application	Signal
---------------------	--------

Industry Standards

UL Flammability Rating	UL 94V-0
------------------------	----------

Packaging Features

Packaging Quantity	600
Packaging Type	Reel

Product Compliance

For compliance documentation, visit the product page on TE.com>

EU RoHS Directive 2011/65/EU	Compliant
EU ELV Directive 2000/53/EC	Compliant
China RoHS 2 Directive MIIT Order No 32, 2016	No Restricted Materials Above Threshold
EU REACH Regulation (EC) No. 1907/2006	Current ECHA Candidate List: JUNE 2023 (235) Candidate List Declared Against: JUNE 2023 (235) Does not contain REACH SVHC
Halogen Content	Low Halogen - Br, Cl, F, I < 900 ppm per homogenous material. Also BFR/CFR/PVC Free
Solder Process Capability	Reflow solder capable to 260°C

Product Compliance Disclaimer


This information is provided based on reasonable inquiry of our suppliers and represents our current actual knowledge based on the information they provided. This information is subject to change. The part numbers that TE has identified as EU RoHS compliant have a maximum concentration of 0.1% by weight in homogenous materials for lead, hexavalent chromium, mercury, PBB, PBDE, DBP, BBP, DEHP, DIBP, and 0.01% for cadmium, or qualify for an exemption to these limits as defined in the Annexes of Directive 2011/65/EU (RoHS2). Finished electrical and electronic equipment products will be CE marked as required by Directive 2011/65/EU. Components may not be CE marked. Additionally, the part numbers that TE has identified as EU ELV compliant have a maximum concentration of 0.1% by weight in homogenous materials for lead, hexavalent chromium, and mercury, and 0.01% for cadmium, or qualify for an exemption to these limits as defined in the Annexes of Directive 2000/53/EC (ELV). Regarding the REACH Regulation, the information TE provides on SVHC in articles for this part number is based on the latest European Chemicals Agency (ECHA) 'Guidance on requirements for substances in articles' posted at this URL: <https://echa.europa.eu/guidance-documents/guidance-on-reach>

Compatible Parts



TE Part # CAT-H857-H817220
AMP HPI 2.0 mm Receptacle Housings

Also in the Series | **HPI**



PCB Headers & Receptacles(362)



Wire-to-Board Connector Assemblies
& Housings(139)




Wire-to-Board Connector Contacts(2)


Customers Also Bought



TE Part #440129-3
2.0MM,HSG,3POS



TE Part #5-103908-5
06 MTE HDR SRST LATCH W/HLDWN




TE Part #5-103908-7
08 MTE HDR SRST LATCH W/HLDWN




TE Part #1437566-4
FSMSMTR=TACT SWITCH



TE Part #1-1123723-0
3.96 EP HDR ASSY 10P(NATURAL)



TE Part #1-826629-2
AMPMODU II PINHEADE



TE Part #8-2176401-7
3540 22R 5%



TE Part #9-1625890-2
2W SM M/OX 5% 62K

Documents

CAD Files

Customer View Model

ENG_CVM_CVM_1775469-9_A.2d_dxf.zip

English

3D PDF

3D



Customer View Model

[ENG_CVM_CVM_1775469-9_A.3d_igs.zip](#)

English

Customer View Model

[ENG_CVM_CVM_1775469-9_A.3d_stp.zip](#)

English

By downloading the CAD file I accept and agree to the [Terms and Conditions](#) of use.

Datasheets & Catalog Pages

[HPI Connectors QRG](#)

English

Product Specifications

[Application Specification](#)

English

Agency Approvals

[UL Report](#)

English