

175288-3 ✓ ACTIVE

Dynamic Series | Dynamic 3000 Series

TE Internal #: 175288-3

Connector Contact, Tab, Component-to-Wire, 24 – 20 AWG Wire Size, .2 – .6 mm² Wire Size, Gold, Bag & Box, Wire & Cable, 15 A, Dynamic 3000 Series

[View on TE.com >](#)



Connectors > PCB Connectors > Wire-to-Board Connectors > Wire-to-Board Connector Contacts >

Contact: Component To Wire; 15A, 28-14 wire size



Contact Type: **Tab**

Connector System: **Component-to-Wire**

Wire Size: **.2 – .6 mm²**

Contact Mating Area Plating Material: **Gold**

[All Contact: Component To Wire; 15A, 28-14 wire size \(91\)](#)

Features

Product Type Features

| | |
|-----------------------------------|-------------------|
| Connector System | Component-to-Wire |
| Connector & Contact Terminates To | Wire & Cable |

Contact Features

| | |
|--------------------------------------|-----------------|
| Mating Tab Width | 2 mm[.08 in] |
| Mating Tab Thickness | .64 mm[.025 in] |
| Contact Type | Tab |
| Contact Mating Area Plating Material | Gold |
| Contact Current Rating (Max) | 15 A |

Dimensions

| | |
|-----------|-------------------------|
| Wire Size | .2 – .6 mm ² |
|-----------|-------------------------|

Usage Conditions

| | |
|-----------------------------|----------------------------|
| Operating Temperature Range | -55 – 105 °C[-67 – 221 °F] |
|-----------------------------|----------------------------|

Operation/Application

| | |
|---------------------|----------------|
| Circuit Application | Power & Signal |
|---------------------|----------------|

Packaging Features

| | |
|--|--|
| | |
|--|--|



| | |
|------------------|-----------|
| Packaging Method | Bag & Box |
|------------------|-----------|

Product Compliance

[For compliance documentation, visit the product page on TE.com>](#)

| | |
|---|---|
| EU RoHS Directive 2011/65/EU | Compliant |
| EU ELV Directive 2000/53/EC | Compliant |
| China RoHS 2 Directive MIIT Order No 32, 2016 | No Restricted Materials Above Threshold |
| EU REACH Regulation (EC) No. 1907/2006 | Current ECHA Candidate List: JUNE 2023 (235) Candidate List Declared Against: JUNE 2023 (235) Does not contain REACH SVHC |
| Halogen Content | Low Halogen - Br, Cl, F, I < 900 ppm per homogenous material. Also BFR/CFR/PVC Free |
| Solder Process Capability | Not applicable for solder process capability |

Product Compliance Disclaimer

This information is provided based on reasonable inquiry of our suppliers and represents our current actual knowledge based on the information they provided. This information is subject to change. The part numbers that TE has identified as EU RoHS compliant have a maximum concentration of 0.1% by weight in homogenous materials for lead, hexavalent chromium, mercury, PBB, PBDE, DBP, BBP, DEHP, DIBP, and 0.01% for cadmium, or qualify for an exemption to these limits as defined in the Annexes of Directive 2011/65/EU (RoHS2). Finished electrical and electronic equipment products will be CE marked as required by Directive 2011/65/EU. Components may not be CE marked. Additionally, the part numbers that TE has identified as EU ELV compliant have a maximum concentration of 0.1% by weight in homogenous materials for lead, hexavalent chromium, and mercury, and 0.01% for cadmium, or qualify for an exemption to these limits as defined in the Annexes of Directive 2000/53/EC (ELV). Regarding the REACH Regulation, the information TE provides on SVHC in articles for this part number is based on the latest European Chemicals Agency (ECHA) 'Guidance on requirements for substances in articles' posted at this URL: <https://echa.europa.eu/guidance-documents/guidance-on-reach>

Compatible Parts



TE Part # CAT-D9934-A75B
Receptacle and Tab Housing: 5.08 mm Pitch, 250-600V



TE Part # CAT-D9934-A75C
Receptacle and Tab Housing: 5.08 mm pitch, 600V




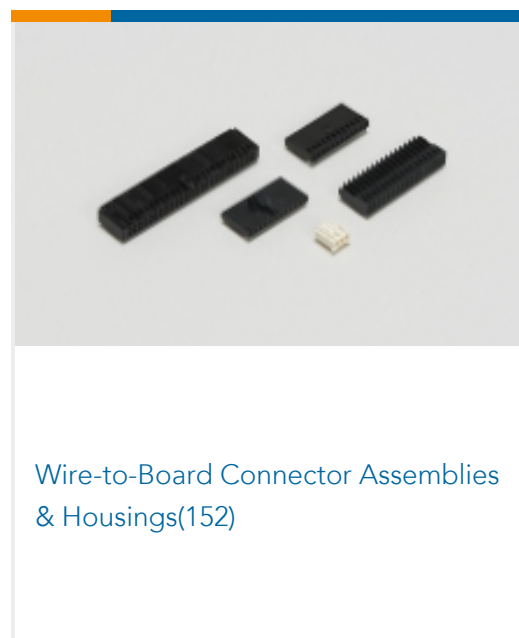


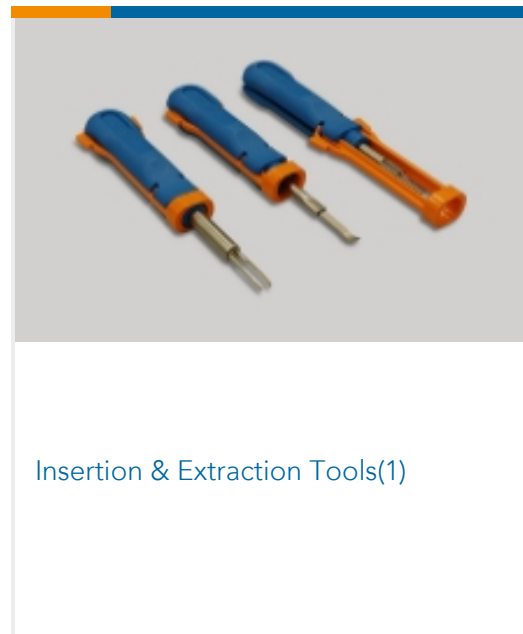

TE Part # CAT-D9934-A75A
Receptacle and Tab Housing: 3.81 mm pitch, 250V



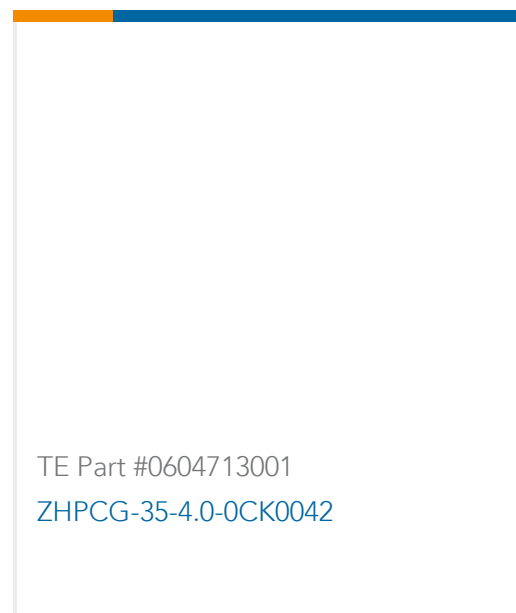
TE Part # 91559-1
CCII D-3 M REC TAB 24-20 ASSY



Also in the Series | **Dynamic 3000 Series**



Customers Also Bought



Documents

Product Drawings

[DYNAMIC D-3 TAB CONT. M AU 0.76 L/P](#)

English

CAD Files

[3D PDF](#)

English

Customer View Model

[ENG_CVM_175288-3_O.2d_dxf.zip](#)

English

Customer View Model

[ENG_CVM_175288-3_O.3d_igs.zip](#)

English

Customer View Model

[ENG_CVM_175288-3_O.3d_stp.zip](#)

English

By downloading the CAD file I accept and agree to the [Terms and Conditions](#) of use.

Datasheets & Catalog Pages

[1-1773732-4_DYNAMIC_SERIES_CATALOG_ENGLISH](#)

Japanese

[1-1773732-4_DYNAMIC_SERIES_CATALOG_ENGLISH](#)

English

Product Specifications

[Application Specification](#)

English



Product Environmental Compliance

[MD_175288-3_06092017712_dmtec](#)

English

[MD_175288-3_06092017712_dmtec](#)

English

Instruction Sheets

[Instruction Sheet \(non U.S.\)](#)

Japanese

[Instruction Sheet \(non U.S.\)](#)

English

[Instruction Sheet \(non U.S.\)](#)

Japanese

[PEW12 HAND TOOL\(D3000-M\)](#)

Japanese

Agency Approvals

[TUV Certificate](#)

English