



[Dynamic Series](#) | [Dynamic 3000 Series](#)

TE Internal #: 175216-2

Connector Contact, Receptacle, Component-to-Wire, 28 – 24 AWG

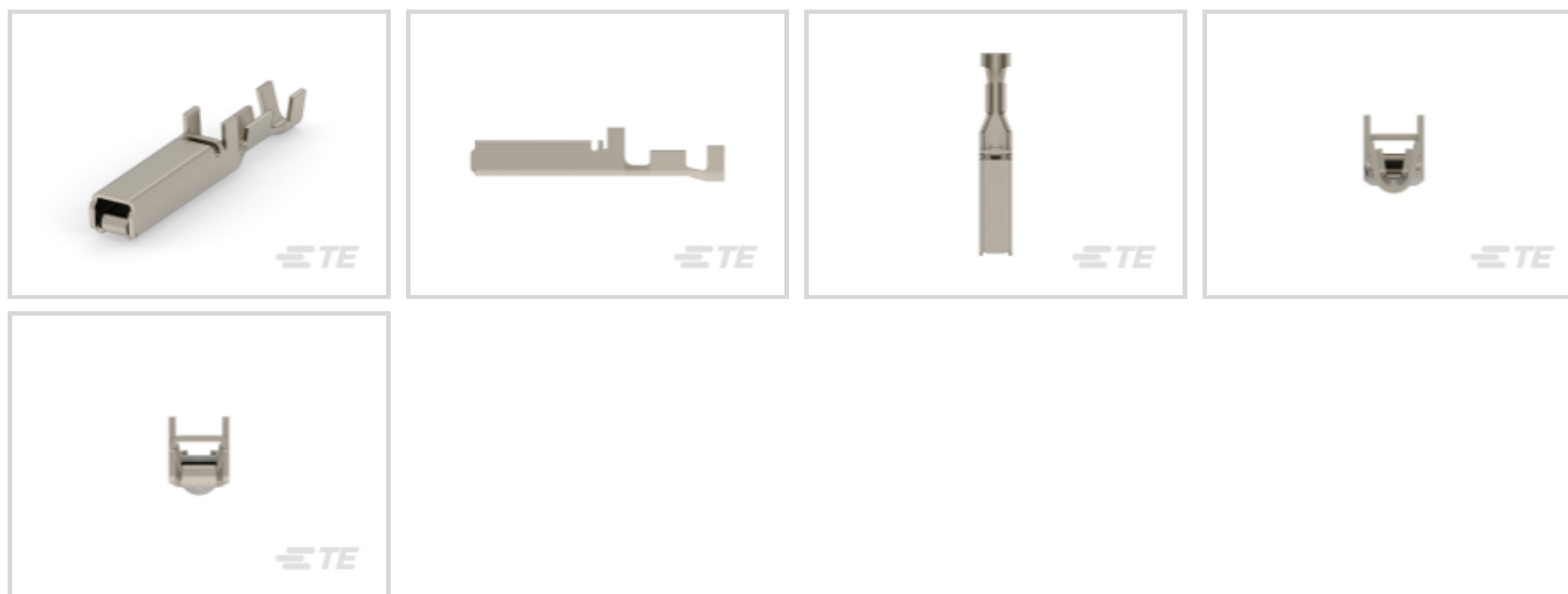
Wire Size, .08 – .24 mm² Wire Size, Gold, Bag & Box, Wire & Cable,

Dynamic 3000 Series

[View on TE.com >](#)

[Connectors >](#) [PCB Connectors >](#) [Wire-to-Board Connectors >](#) [Wire-to-Board Connector Contacts >](#)

Contact: Component To Wire; 15A, 28-14 wire size



Contact Type: **Receptacle**

Connector System: **Component-to-Wire**

Wire Size: **.08 – .24 mm²**

Contact Mating Area Plating Material: **Gold**

[All Contact: Component To Wire; 15A, 28-14 wire size \(91\)](#)

Features

Product Type Features

Connector System	Component-to-Wire
Connector & Contact Terminates To	Wire & Cable

Contact Features

Mating Tab Width	2 mm[.08 in]
Mating Tab Thickness	.64 mm[.025 in]
Contact Type	Receptacle
Contact Mating Area Plating Material	Gold
Contact Current Rating (Max)	15 A

Dimensions

Wire Size	.08 – .24 mm ²
-----------	---------------------------

Usage Conditions

Operating Temperature Range	-55 – 105 °C[-67 – 221 °F]
-----------------------------	----------------------------

Operation/Application

Circuit Application

Power & Signal

Packaging Features

Packaging Method

Bag & Box

Product Compliance

For compliance documentation, visit the product page on [TE.com](https://www.te.com)>

EU RoHS Directive 2011/65/EU

Compliant

EU ELV Directive 2000/53/EC

Compliant

China RoHS 2 Directive MIIT Order No 32, 2016

No Restricted Materials Above Threshold

EU REACH Regulation (EC) No. 1907/2006

Current ECHA Candidate List: JUNE 2023 (235)
 Candidate List Declared Against: JUNE 2023 (235)
 Does not contain REACH SVHC

Halogen Content

Low Halogen - Br, Cl, F, I < 900 ppm per homogenous material. Also BFR/CFR/PVC Free

Solder Process Capability

Not applicable for solder process capability

Product Compliance Disclaimer

This information is provided based on reasonable inquiry of our suppliers and represents our current actual knowledge based on the information they provided. This information is subject to change. The part numbers that TE has identified as EU RoHS compliant have a maximum concentration of 0.1% by weight in homogenous materials for lead, hexavalent chromium, mercury, PBB, PBDE, DBP, BBP, DEHP, DIBP, and 0.01% for cadmium, or qualify for an exemption to these limits as defined in the Annexes of Directive 2011/65/EU (RoHS2). Finished electrical and electronic equipment products will be CE marked as required by Directive 2011/65/EU. Components may not be CE marked. Additionally, the part numbers that TE has identified as EU ELV compliant have a maximum concentration of 0.1% by weight in homogenous materials for lead, hexavalent chromium, and mercury, and 0.01% for cadmium, or qualify for an exemption to these limits as defined in the Annexes of Directive 2000/53/EC (ELV). Regarding the REACH Regulation, the information TE provides on SVHC in articles for this part number is based on the latest European Chemicals Agency (ECHA) 'Guidance on requirements for substances in articles' posted at this URL: <https://echa.europa.eu/guidance-documents/guidance-on-reach>


Compatible Parts



TE Part # CAT-D9934-A75B
 Receptacle and Tab Housing: 5.08 mm Pitch, 250-600V



TE Part # CAT-D9934-A75A
 Receptacle and Tab Housing: 3.81 mm pitch, 250V



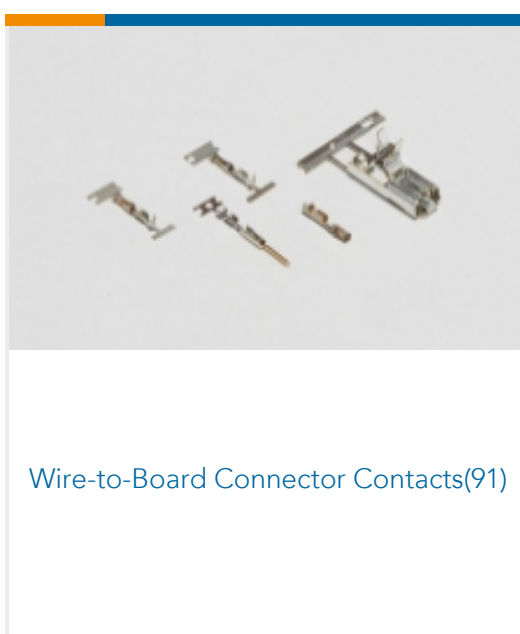
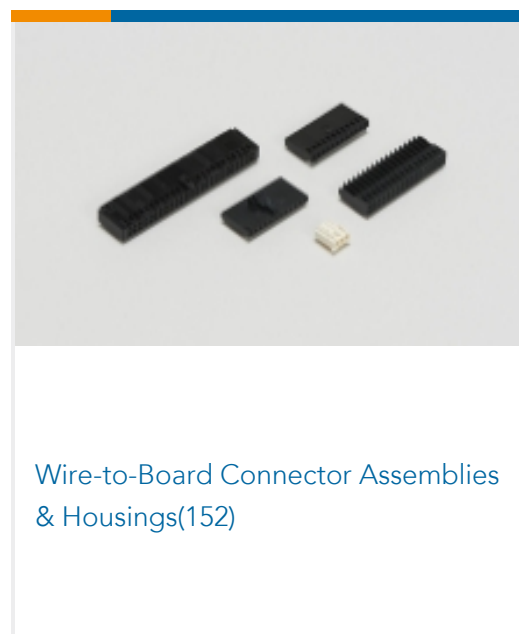


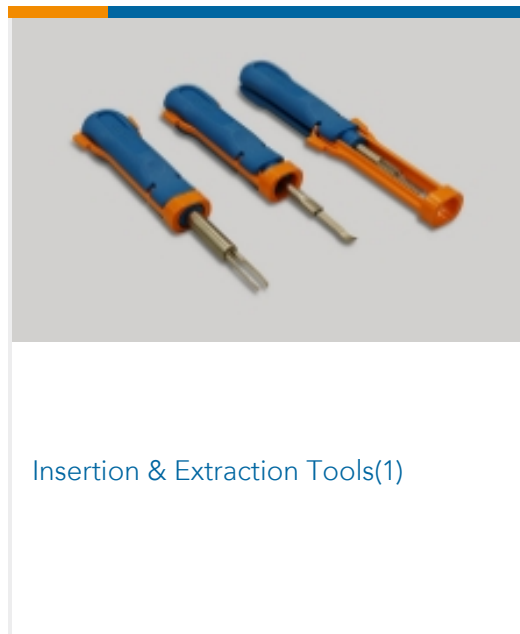

TE Part # CAT-D9934-A75C
 Receptacle and Tab Housing: 5.08 mm pitch, 600V



TE Part # 917249-1
 DYNAMIC D-3400F REC HSG 20P



Also in the Series | **Dynamic 3000 Series**



Customers Also Bought



TE Part #178964-5
DYNAMIC D-3 W-T-W TAB HSG 10P



TE Part #175217-2
Contact: Component To Wire; 15A, 28-14 wire size



TE Part #1903118-2
DYNAMIC D1000 TAB CONT AU 0.38 um 2L L/P




TE Part #2013285-2
DYNAMIC D-5 DYNATAP 20P ASSY P /M BOTTOM



TE Part #5900121-2
DYNAMIC D-3 FREE HANGING HOOK



TE Part #5-1676123-2
1/2W SM M/OX 5% 110R



TE Part #6-837655-8
LEAD, SGL END ASSY, LGH

Documents

Product Drawings

DYNAMIC REC CONT. S L/P

English

CAD Files

3D PDF

English

Customer View Model

[ENG_CVM_175216-2_A2.3d_igs.zip](#)

English

Customer View Model

[ENG_CVM_175216-2_A2.3d_stp.zip](#)

English

Customer View Model

[ENG_CVM_175216-2_A2.2d_dxf.zip](#)

English

By downloading the CAD file I accept and agree to the [Terms and Conditions](#) of use.

Datasheets & Catalog Pages

[1-1773732-4_DYNAMIC_SERIES_CATALOG_ENGLISH](#)

Japanese

[1-1773732-4_DYNAMIC_SERIES_CATALOG_ENGLISH](#)

English

Product Specifications

Application Specification

English



Product Environmental Compliance

Product Compliance

English

Product Compliance

English

Instruction Sheets

Instruction Sheet (non U.S.)

Japanese

Instruction Sheet (non U.S.)

English

Instruction Sheet (non U.S.)

Japanese

MULTIPLE ENCLOSURE 67M D1200 15POS. REC PLUG

Japanese

Agency Approvals

TUV Certificate

English