

175104-2 ✓ ACTIVE

AMP | Multilock Connector System

TE Internal #: 175104-2

Automotive Terminals, Receptacle, Mating Tab Width 1.8 mm [.071 in], Tab Thickness .64 mm [.025 in], 20 – 16 AWG Wire Size, Multilock Connector System

[View on TE.com >](#)



Terminals & Splices > Automotive Terminals > MULTILOCK, RECEPTACLE AND TAB



Terminal Type: **Receptacle**

Mating Tab Width: **1.8 mm [.071 in]**

Mating Tab Thickness: **.64 mm [.025 in]**

Terminal Transmits: **0 – 24 A (Low Power)**

Wire Size: **20 – 16 AWG**

[All MULTILOCK, RECEPTACLE AND TAB \(136\)](#)

Features

Product Type Features

| | |
|-------------------------|------------|
| Receptacle Style | 180° |
| Sealable | No |
| Primary Locking Feature | Clean Body |

Contact Features

| | |
|--|------------------|
| Contact Size | 1.8mm |
| Contact Fabrication | Stamped & Formed |
| Wire Contact Termination Area Plating Material | Gold |
| Typical Current Rating | 10 A |
| Crimp Type | F-Crimp |
| Terminal Type | Receptacle |
| Mating Tab Width | 1.8 mm [.071 in] |
| Mating Tab Thickness | .64 mm [.025 in] |
| Interface Plating | Gold (Au) |

Termination Features

| | |
|------------------------------------|-------|
| Termination Method to Wire & Cable | Crimp |
| Product Terminates To | Wire |



Dimensions

| | |
|--------------------------------------|--|
| Compatible Insulation Diameter Range | 2 – 2.6 mm [.078 – .102 in] |
| Wire Size | .5 – 1.25 mm ² |
| Wire Size Search | 16 AWG, 17 AWG, 18 AWG, 19 AWG, 20 AWG |

Usage Conditions

| | |
|-------------------|-------------|
| Insulation Option | Uninsulated |
|-------------------|-------------|

Operation/Application

| | |
|------------------------------------|--------|
| Compatible With Wire Base Material | Copper |
|------------------------------------|--------|

Packaging Features

| | |
|--------------------|------|
| Packaging Quantity | 6000 |
| Packaging Method | Reel |

Other

| | |
|--------------------|----------------------|
| Terminal Transmits | 0 – 24 A (Low Power) |
|--------------------|----------------------|

Product Compliance

[For compliance documentation, visit the product page on TE.com>](#)

| | |
|---|---|
| EU RoHS Directive 2011/65/EU | Compliant |
| EU ELV Directive 2000/53/EC | Compliant |
| China RoHS 2 Directive MIIT Order No 32, 2016 | No Restricted Materials Above Threshold |
| EU REACH Regulation (EC) No. 1907/2006 | Current ECHA Candidate List: JUNE 2023 (235) Candidate List Declared Against: JUNE 2023 (235) Does not contain REACH SVHC |
| Halogen Content | Low Halogen - Br, Cl, F, I < 900 ppm per homogenous material. Also BFR/CFR/PVC Free |
| Solder Process Capability | Not applicable for solder process capability |

Product Compliance Disclaimer

This information is provided based on reasonable inquiry of our suppliers and represents our current actual knowledge based on the information they provided. This information is subject to change. The part numbers that TE has identified as EU RoHS compliant have a maximum concentration of 0.1% by weight in homogenous materials for lead, hexavalent chromium, mercury, PBB, PBDE, DBP, BBP, DEHP, DIBP, and 0.01% for cadmium, or qualify for an exemption to these limits as defined in the Annexes of Directive 2011/65/EU (RoHS2). Finished electrical and electronic equipment products will be CE marked as required by Directive 2011/65/EU. Components may not be CE marked. Additionally, the part numbers that TE has identified as EU ELV compliant have a maximum concentration of 0.1% by weight in homogenous materials for lead, hexavalent chromium, and mercury, and 0.01% for cadmium, or qualify for an exemption to these limits

as defined in the Annexes of Directive 2000/53/EC (ELV). Regarding the REACH Regulation, the information TE provides on SVHC in articles for this part number is based on the latest European Chemicals Agency (ECHA) 'Guidance on requirements for substances in articles' posted at this URL: <https://echa.europa.eu/guidance-documents/guidance-on-reach>

Compatible Parts



TE Part # 91583-1
CCI 070 TYP 20-16 ASSY



TE Part # 2305570-1
Strip Terminal Cutter-Side Feed-No Crimp



TE Part # 937313-1
EXT-TOOL



TE Part # 344106-1
18W EMS.REC.HSG.ASSY.



TE Part # 347874-1
CABLE SEAL LC SILICON 0.5 T



TE Part # 2151106-1
OCEAN_2.0_Applicator-S-090F145O



TE Part # 2151106-2
OCEAN_2.0_Applicator-S-090F145O



TE Part # 2151881-1
OCEAN_2.0_Applicator-S-090F145O



TE Part # 2151881-2
OCEAN_2.0_Applicator-S-090F145O



TE Part # 5-2151106-1
OCEAN_2.0_Applicator-S-090F145O



TE Part # 5-2151106-2
OCEAN_2.0_Applicator-S-090F145O



TE Part # 7-2151106-1
OCEAN_2.0_Applicator-S-090F145O

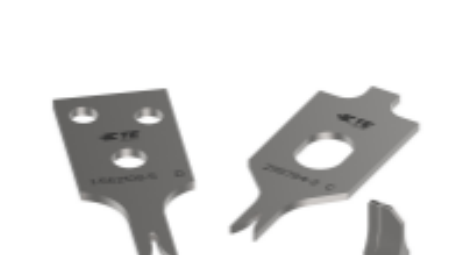


TE Part # 7-2151106-2
OCEAN_2.0_Applicator-S-090F145O



KIT
REPRESENTATION ONLY

TE Part # 7-2151106-7
OCEAN_2.0_SPARE_PART_KIT-090F145O



KIT
REPRESENTATION ONLY

TE Part # 7-2151881-7
OCEAN_2.0_SPARE_PART_KIT-090F145O

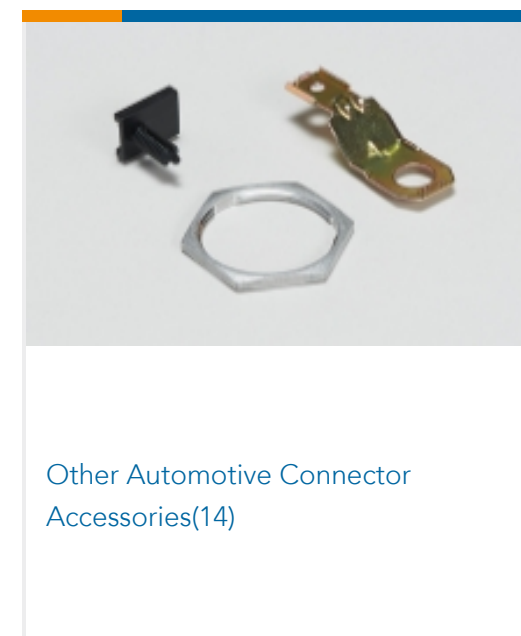
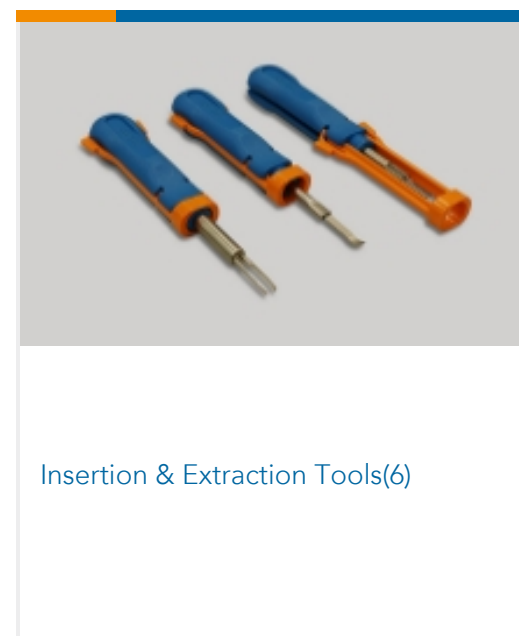

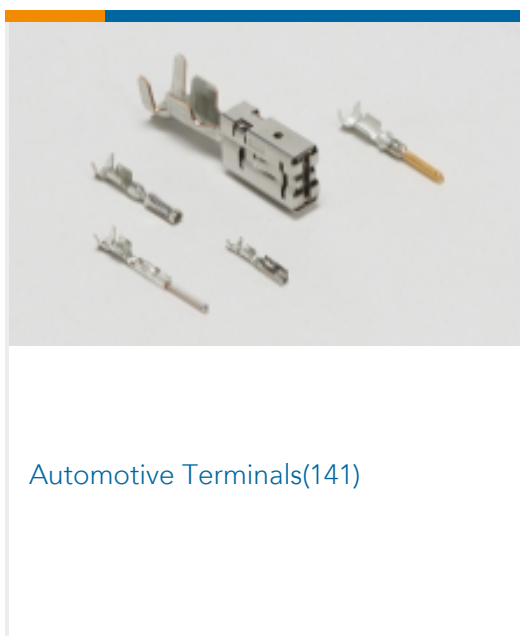
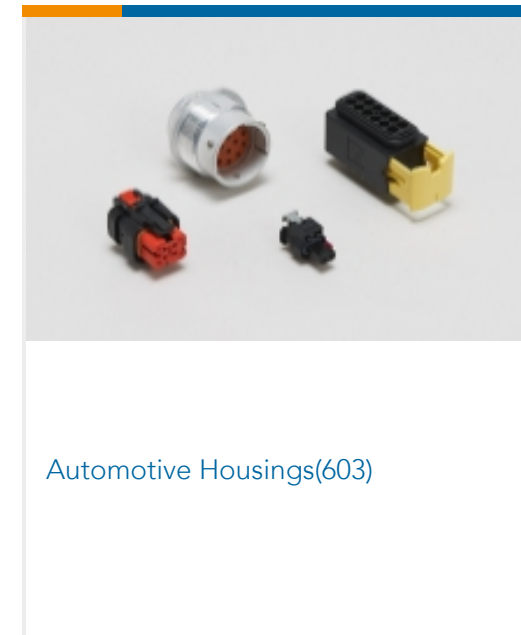
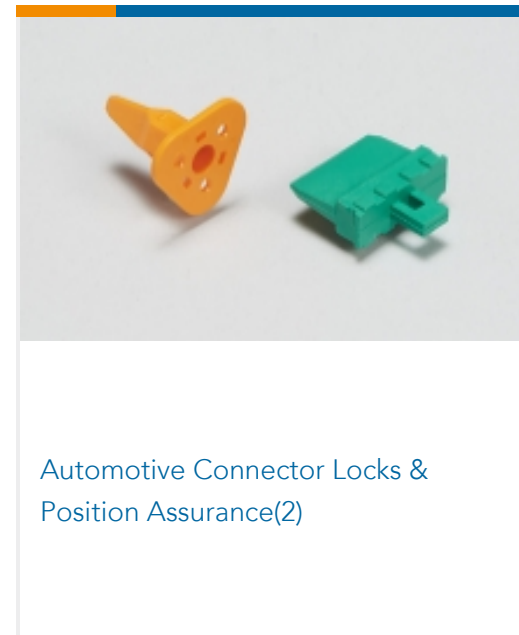



KIT
REPRESENTATION ONLY

TE Part # 7-2266060-7
OC-090F145O-752-CRIMPTOOLINGKIT



Also in the Series | Multilock Connector System



Customers Also Bought





Documents

Product Drawings

070 REC CONTACT FOR EJ MK-2 GB

English

CAD Files

Customer View Model

[ENG_CVM_175104-2_O.3d_igs.zip](#)

English

Customer View Model

[ENG_CVM_175104-2_O.3d_stp.zip](#)

English

Customer View Model

[ENG_CVM_175104-2_O.2d_dxf.zip](#)

English

3D PDF

English

By downloading the CAD file I accept and agree to the [Terms and Conditions](#) of use.

Datasheets & Catalog Pages

[MULTILOCK Connector System](#)

English