

175048-1 ✓ ACTIVE

FASTIN-FASTON | FASTIN-FASTON 187

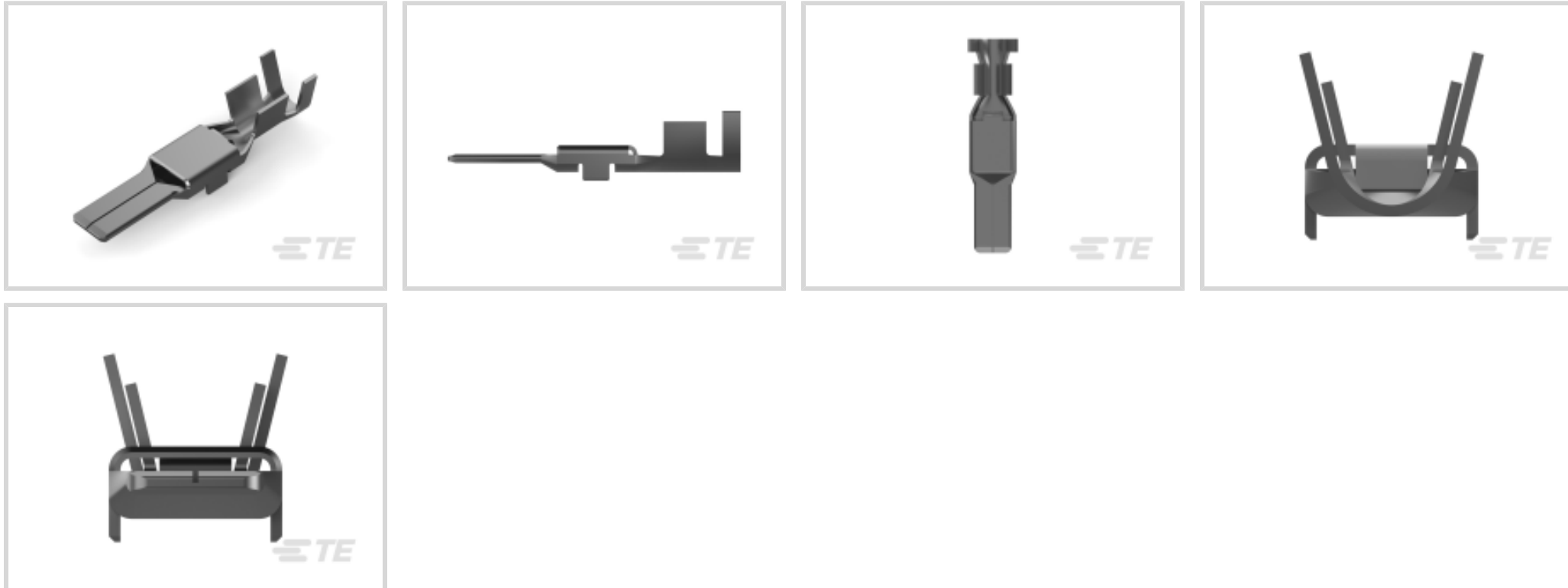
TE Internal #: 175048-1

Quick Disconnects, Tab, 14 – 12 AWG Wire Size, 2.1 – 3.31 mm<sup>2</sup>  
Wire Size, Mating Tab Width 4.75 mm [.187 in], Straight, Brass,  
FASTIN-FASTON 187

[View on TE.com >](#)



Terminals & Splices > Quick Disconnects



Quick Disconnect Terminal Type: **Tab**

Wire Size: **2.1 – 3.31 mm<sup>2</sup>**

Mating Tab Width: **4.75 mm [.187 in]**

Mating Tab Thickness: **.81 mm [.032 in]**

## Features

### Product Type Features

Insertion Force	Normal
-----------------	--------

### Configuration Features

Connection Capacity	Single
Compatible With Wire & Cable Type	Discrete Wire

### Contact Features

Quick Disconnect Terminal Type	Tab
Mating Tab Width	4.75 mm [.187 in]
Mating Tab Thickness	.81 mm [.032 in]
Terminal Orientation	Straight
Contact Base Material	Brass
Terminal Plating Material	Pre-Tin
Crimp Type	F-Crimp
Barrel Type	Open

### Termination Features

--	--



Product Terminates To	Wire & Cable
-----------------------	--------------

### Mechanical Attachment

Wire Insulation Support	With
Mating Retention Type	Dimple

### Dimensions

Terminal Material Thickness	.41 mm[.016 in]
Product Length	26.7 mm[1.05 in]
Compatible Insulation Diameter Range	3.1 – 4.1 mm[.12 – .16 in]
Wire Size	2.1 – 3.31 mm <sup>2</sup>

### Usage Conditions

Insulation Option	Uninsulated
Operating Temperature Range	-40 – 110 °C[-40 – 230 °F]

### Packaging Features

Packaging Quantity	2500
Packaging Method	Strip/Reel

### Product Compliance

[For compliance documentation, visit the product page on TE.com>](#)

EU RoHS Directive 2011/65/EU	Compliant
EU ELV Directive 2000/53/EC	Compliant
China RoHS 2 Directive MIIT Order No 32, 2016	No Restricted Materials Above Threshold
EU REACH Regulation (EC) No. 1907/2006	Current ECHA Candidate List: JUNE 2023 (235) Candidate List Declared Against: JUNE 2023 (235) Does not contain REACH SVHC
Halogen Content	Low Halogen - Br, Cl, F, I < 900 ppm per homogenous material. Also BFR/CFR/PVC Free
Solder Process Capability	Not applicable for solder process capability












#### Product Compliance Disclaimer

This information is provided based on reasonable inquiry of our suppliers and represents our current actual knowledge based on the information they provided. This information is subject to change. The part numbers that TE has identified as EU RoHS compliant have a maximum concentration of 0.1% by weight in homogenous materials for lead, hexavalent chromium, mercury, PBB, PBDE, DBP, BBP, DEHP, DIBP, and 0.01% for cadmium, or qualify for an exemption to these limits as defined in the Annexes of Directive 2011/65/EU (RoHS2). Finished electrical and electronic equipment products will be CE marked as required by Directive 2011/65/EU. Components may not be CE marked. Additionally, the part






numbers that TE has identified as EU ELV compliant have a maximum concentration of 0.1% by weight in homogenous materials for lead, hexavalent chromium, and mercury, and 0.01% for cadmium, or qualify for an exemption to these limits as defined in the Annexes of Directive 2000/53/EC (ELV). Regarding the REACH Regulation, the information TE provides on SVHC in articles for this part number is based on the latest European Chemicals Agency (ECHA) 'Guidance on requirements for substances in articles' posted at this URL: <https://echa.europa.eu/guidance-documents/guidance-on-reach>

## Compatible Parts

 <p>TE Part # 160786-2 FF 250 TAB 0.5-1.5MM2 TPPB</p>	 <p>TE Part # 180352-2 FF 250 TAB 4-6MM2 PTBR</p>	 <p>TE Part # 170151-2 FF 250 TAB 18-14AWG PTBR</p>	 <p>TE Part # 160887-4 FF 110 TAB 0.5-1.0MM2 PTPPB</p>
 <p>TE Part # 175042-1 FF 187 REC 2-3MM2 PTBR</p>	 <p>TE Part # 160762-4 FF 110 TAB 0.5-1.5MM2 PTPBR</p>	 <p>TE Part # 175040-1 FF 187 REC 0.5-1.25MM2 PTBR</p>	 <p>TE Part # 160923-2 FF 110 TAB 24-20 AWG .016 PTPB</p>
 <p>TE Part # 60434-1 FF 187 TAB 20-16AWG TPBR</p>	 <p>TE Part # 144839-2 FF 5MM TAB 17-12 AWG .031 PTPB</p>	 <p>TE Part # 170030-5 FF 250 TAB 20-14AWG PTBR</p>	

## Also in the Series | FASTIN-FASTON 187

 <p>Crimp Terminal Housings(8)</p>	 <p>Insertion &amp; Extraction Tools(1)</p>	 <p>Quick Disconnects(21)</p>
---	--	--

## Customers Also Bought



TE Part #2098582-1  
WIRE SEAL, RUBBER, SENSOR, RED



TE Part #2272196-2  
GEN 50, TERMINAL



TE Part #2035170-1  
CONTACT, FEMALE, 0.64, 20-22, C



TE Part #178471-2  
DOUBLE LOCK CONNECTOR 250  
ASSEMBLY



TE Part #2035170-3  
CONTACT, FEMALE, 0.64, 0.13SQMM,  
CUNISI



TE Part #2340457-4  
SWS, PCON21, 1 POS, CABLE SEAL, 95  
MM2



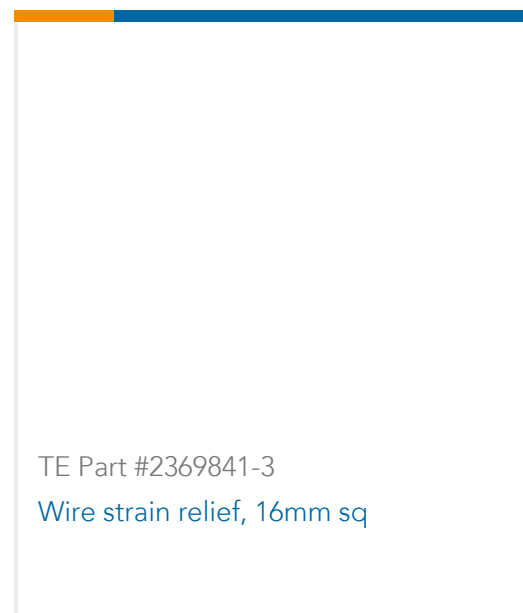
TE Part #2340458-4  
COLLET, 1 POS, PCON21, REC HSG, 95  
MM2



TE Part #2369838-1  
LV wire cover



TE Part #2369840-3  
Cover for wire seal, 16mm sq.



TE Part #2369841-3  
Wire strain relief, 16mm sq.

## Documents

### Product Drawings

[FF 187 TAB 2-3MM2 PTBR](#)

English

### CAD Files

[3D PDF](#)

3D

Customer View Model

[ENG\\_CVM\\_CVM\\_175048-1\\_A.2d\\_dxf.zip](#)

English

Customer View Model

[ENG\\_CVM\\_CVM\\_175048-1\\_A.3d\\_igs.zip](#)

English

Customer View Model

[ENG\\_CVM\\_CVM\\_175048-1\\_A.3d\\_stp.zip](#)

English

By downloading the CAD file I accept and agree to the [Terms and Conditions](#) of use.

### Product Specifications



**Application Specification**

English

**APPLICATION SPECIFICATION CRIMPING .187 SERIES TAB AND RECEPTCLE CONTACTS**

Japanese

**Application Specification**

Japanese

**APPLICATION SPECIFICATION CRIMPING .187 SERIES TAB AND RECEPTCLE CONTACTS**

English

---

**Product Environmental Compliance**

**Product Compliance**

English

**Product Compliance**

English