

1746894-1 ✓ ACTIVE

AMP | Micro Timer II

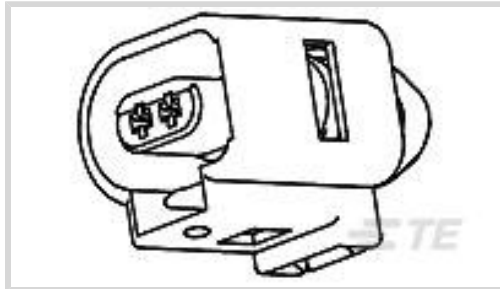
TE Internal #: 1746894-1

Plug, Wire-to-Device / Wire-to-Board / Wire-to-Wire, 2 Position, .157 in [4 mm] Centerline, Sealable, Black, Wire & Cable, Signal, Micro Timer II

[View on TE.com >](#)



Connectors > Automotive Connectors > Automotive Housings > Timer Connector Housing



Connector System: **Wire-to-Board, Wire-to-Device, Wire-to-Wire**

Number of Positions: **2**

Connector & Housing Type: **Plug**

Centerline (Pitch): **4 mm [ .157 in ]**

Sealable: **Yes**

[All Timer Connector Housing \(585\)](#)

## Features

### Product Type Features

Mixed & Hybrid Connector	No
Connector Shape	Rectangular
Connector System	Wire-to-Board, Wire-to-Device, Wire-to-Wire
Connector & Housing Type	Plug
Sealable	Yes
Connector & Contact Terminates To	Wire & Cable
Primary Locking Feature	On the Terminal

### Configuration Features

Number of Positions	2
Number of Rows	1

### Electrical Characteristics

Operating Voltage	14 VDC
Nominal Voltage Architecture	14 V

### Body Features

Cable Exit Angle	180°
Primary Product Color	Black



Connector & Keying Code	1
-------------------------	---

### Contact Features

Contact Size	1.6mm
--------------	-------

Contact Type	Receptacle
--------------	------------

Mating Tab Width	1.6 mm[.063 in]
------------------	-----------------

Contact Current Rating (Max)	15 A
------------------------------	------

### Mechanical Attachment

Terminal Position Assurance	Yes
-----------------------------	-----

Strain Relief	Without
---------------	---------

Mating Alignment Type	Keyed
-----------------------	-------

Mating Alignment	With
------------------	------

Connector Mounting Type	Cable Mount (Free-Hanging)
-------------------------	----------------------------

### Housing Features

Housing Material	PBT
------------------	-----

Centerline (Pitch)	4 mm[.157 in]
--------------------	---------------

### Dimensions

Connector Height	31.4 mm[1.236 in]
------------------	-------------------

Product Width	21.1 mm[.831 in]
---------------	------------------

Product Length	21.5 mm[.847 in]
----------------	------------------

### Usage Conditions

Operating Temperature (Max)	70 °C, 75 °C, 80 °C, 85 °C, 90 °C, 100 °C, 105 °C, 110 °C, 120 °C, 125 °C, 130 °C[158 °F][167 °F][176 °F][185 °F][194 °F][212 °F][221 °F][230 °F][248 °F][257 °F][266 °F]
-----------------------------	---

Operating Temperature Range	-40 – 130 °C[-40 – 266 °F]
-----------------------------	----------------------------

### Operation/Application

Circuit Application	Signal
---------------------	--------

### Industry Standards

Degree of Protection	IP6K9K
----------------------	--------

UL Flammability Rating	UL 94HB
------------------------	---------

### Packaging Features

Packaging Quantity	200
--------------------	-----

Packaging Method	Bag
------------------	-----



Other

Serviceable	Yes
Connector Position Assurance Capable	No

Product Compliance

[For compliance documentation, visit the product page on TE.com>](#)

EU RoHS Directive 2011/65/EU	Compliant
EU ELV Directive 2000/53/EC	Compliant
China RoHS 2 Directive MIIT Order No 32, 2016	No Restricted Materials Above Threshold
EU REACH Regulation (EC) No. 1907/2006	Current ECHA Candidate List: JUNE 2023 (235) Candidate List Declared Against: JUNE 2023 (235) Does not contain REACH SVHC
Halogen Content	Low Halogen - Br, Cl, F, I < 900 ppm per homogenous material. Also BFR/CFR/PVC Free
Solder Process Capability	Not applicable for solder process capability

Product Compliance Disclaimer

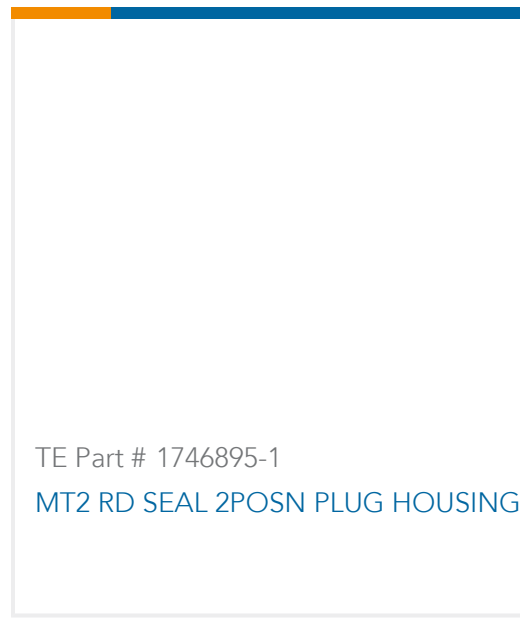
This information is provided based on reasonable inquiry of our suppliers and represents our current actual knowledge based on the information they provided. This information is subject to change. The part numbers that TE has identified as EU RoHS compliant have a maximum concentration of 0.1% by weight in homogenous materials for lead, hexavalent chromium, mercury, PBB, PBDE, DBP, BBP, DEHP, DIBP, and 0.01% for cadmium, or qualify for an exemption to these limits as defined in the Annexes of Directive 2011/65/EU (RoHS2). Finished electrical and electronic equipment products will be CE marked as required by Directive 2011/65/EU. Components may not be CE marked. Additionally, the part numbers that TE has identified as EU ELV compliant have a maximum concentration of 0.1% by weight in homogenous materials for lead, hexavalent chromium, and mercury, and 0.01% for cadmium, or qualify for an exemption to these limits as defined in the Annexes of Directive 2000/53/EC (ELV). Regarding the REACH Regulation, the information TE provides on SVHC in articles for this part number is based on the latest European Chemicals Agency (ECHA) 'Guidance on requirements for substances in articles' posted at this URL: <https://echa.europa.eu/guidance-documents/guidance-on-reach>

Compatible Parts






TE Part # CAT-T4827-T273  
TIMER, RECEPTACLE AND TAB




TE Part # 1746895-1  
MT2 RD SEAL 2POSN PLUG HOUSING

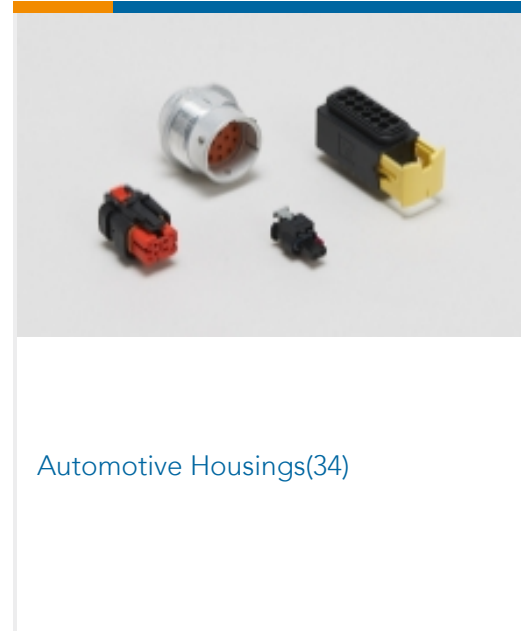
## Also in the Series | Micro Timer II



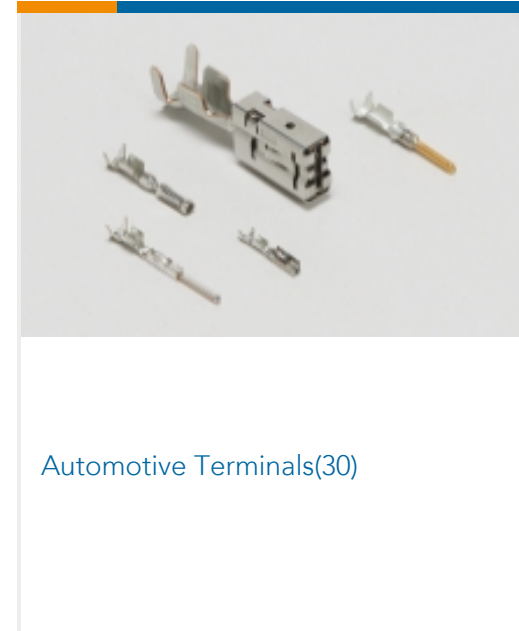
Automotive Connector Caps & Covers (2)




Automotive Connector Locks & Position Assurance(1)



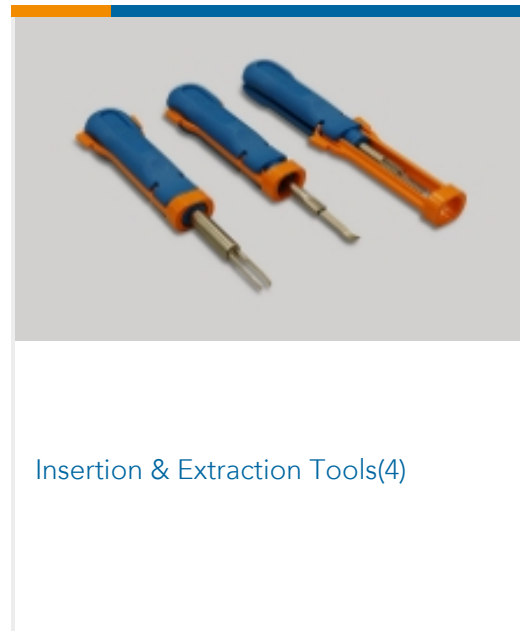
Automotive Housings(34)



Automotive Terminals(30)

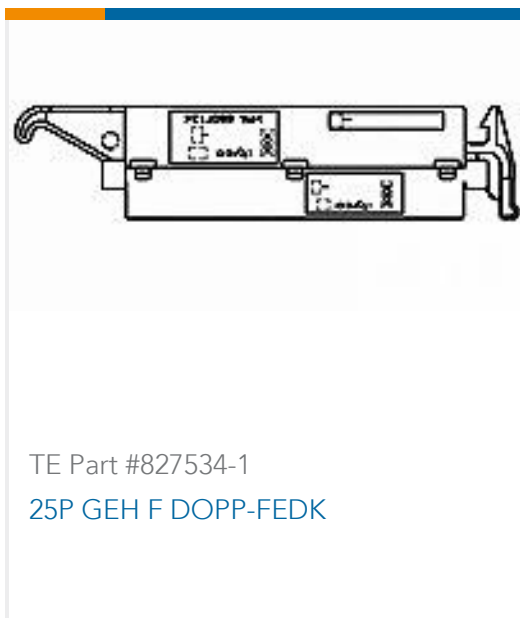


Connector Seals & Cavity Plugs(1)



Insertion & Extraction Tools(4)

## Customers Also Bought



TE Part #827534-1  
25P GEH F DOPP-FEDK



TE Part #284224-2  
MQS, CONNECTOR HOUSING



TE Part #2278584-1  
67 POS,MIXED,REC HSG,ASSY,  
SEALED TYPE180



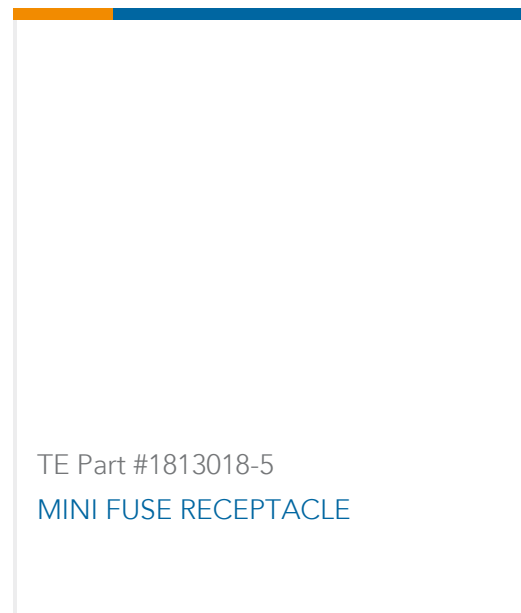
TE Part #2137754-1  
Cover for 94P ECU connector



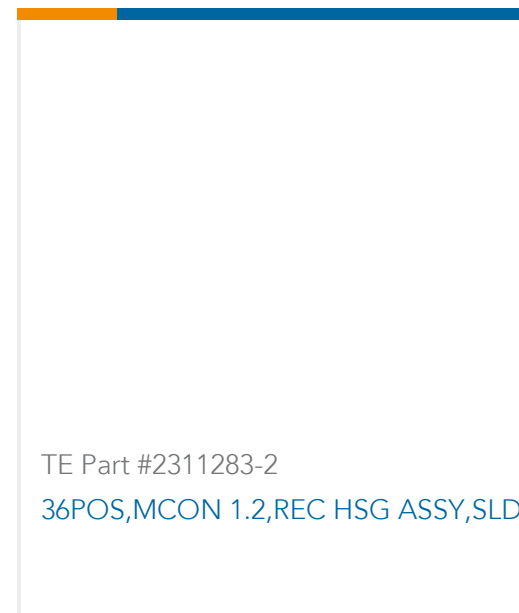
TE Part #2-2311123-1  
REC CONN CVR,48POS,MCON 1.2,45  
DEG



TE Part #2349074-1  
4POS,AMP MCP 2.8K,REC HSG ASSY



TE Part #1813018-5  
MINI FUSE RECEPTACLE



TE Part #2311283-2  
36POS,MCON 1.2,REC HSG ASSY,SLD



## Documents

### Product Drawings

[MT2 RD SEAL 2POSN PLUG HSG ASS](#)

English

---

### CAD Files

Customer View Model

[ENG\\_CVM\\_CVM\\_1746894-1\\_A2.2d\\_dxf.zip](#)

English

3D PDF

3D

Customer View Model

[ENG\\_CVM\\_CVM\\_1746894-1\\_A2.3d\\_igs.zip](#)

English

Customer View Model

[ENG\\_CVM\\_CVM\\_1746894-1\\_A2.3d\\_stp.zip](#)

English

By downloading the CAD file I accept and agree to the [Terms and Conditions](#) of use.

---

### Datasheets & Catalog Pages

[Timer Interconnection System](#)

English

---

### Product Specifications

[Product Specification](#)

English