

174515-1 ✓ ACTIVE

AMP | Multilock Connector System

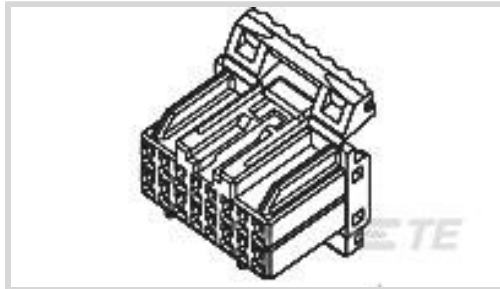
TE Internal #: 174515-1

Housing for Female Terminals, Wire-to-Device / Wire-to-Board, 22 Position, .138 in / .118 in [3 mm / 3.5 mm] Centerline, Multilock Connector System

[View on TE.com >](#)



Connectors > Automotive Connectors > Automotive Housings > MULTILOCK, CONNECTOR HOUSING



Connector System: **Wire-to-Board, Wire-to-Device**

Number of Positions: **22**

Connector & Housing Type: **Housing for Female Terminals**

Centerline (Pitch): **3 mm, 3.5 mm [.118 in, .138 in]**

Sealable: **No**

[All MULTILOCK, CONNECTOR HOUSING \(567\)](#)

Features

Product Type Features

Mixed & Hybrid Connector	Yes
Connector Shape	Rectangular
Connector System	Wire-to-Board, Wire-to-Device
Connector & Housing Type	Housing for Female Terminals
Sealable	No
Primary Locking Feature	Integrated in Housing

Configuration Features

Number of Positions	22
Number of Rows	2

Electrical Characteristics

Operating Voltage	12 VDC
Nominal Voltage Architecture	12 V

Body Features

Cable Exit Angle	180°
Primary Product Color	White

Contact Features

--	--



Contact Size	1.8mm, 1mm
Contact Type	Receptacle
Mating Tab Width	1 mm, 1.8 mm [.039 in][.071 in]

Mechanical Attachment

Terminal Position Assurance	Yes
Strain Relief	Without
Mating Alignment Type	Polarized
Mating Alignment	With
Connector Mounting Type	Cable Mount (Free-Hanging)

Housing Features

Housing Material	PBT
Centerline (Pitch)	3 mm, 3.5 mm [.118 in][.138 in]

Dimensions

Connector Height	30.4 mm [1.197 in]
Product Width	36.1 mm [1.421 in]
Product Length	21 mm [.827 in]
Row-to-Row Spacing	3 mm, 3.2 mm [.118 in][.126 in]

Usage Conditions

Operating Temperature (Max)	70 °C, 75 °C, 80 °C, 85 °C, 90 °C, 100 °C, 105 °C [158 °F][167 °F][176 °F][185 °F][194 °F][212 °F][221 °F]
Operating Temperature Range	-30 – 105 °C [-22 – 221 °F]

Operation/Application

Circuit Application	Signal
---------------------	--------

Industry Standards

UL Flammability Rating	UL 94HB
------------------------	---------

Packaging Features

Packaging Quantity	50
--------------------	----

Other

Serviceable	Yes
Connector Position Assurance Capable	No

Product Compliance





[For compliance documentation, visit the product page on TE.com>](#)

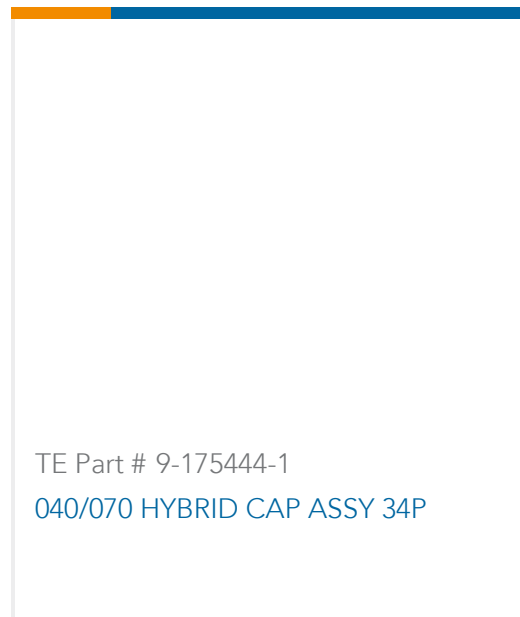
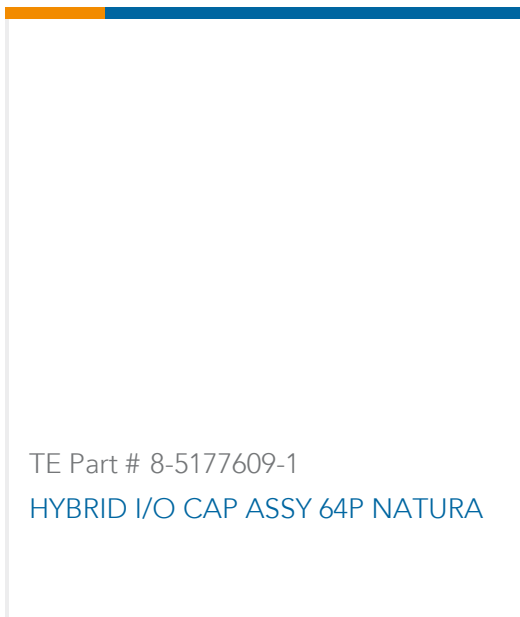
EU RoHS Directive 2011/65/EU	Compliant
EU ELV Directive 2000/53/EC	Compliant
China RoHS 2 Directive MIIT Order No 32, 2016	No Restricted Materials Above Threshold
EU REACH Regulation (EC) No. 1907/2006	Current ECHA Candidate List: JUNE 2023 (235) Candidate List Declared Against: JUNE 2023 (235) Does not contain REACH SVHC
Halogen Content	Low Halogen - Br, Cl, F, I < 900 ppm per homogenous material. Also BFR/CFR/PVC Free
Solder Process Capability	Not applicable for solder process capability

Product Compliance Disclaimer

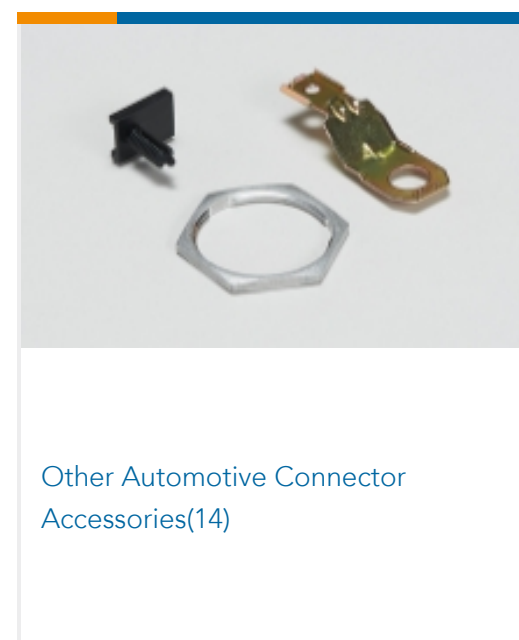
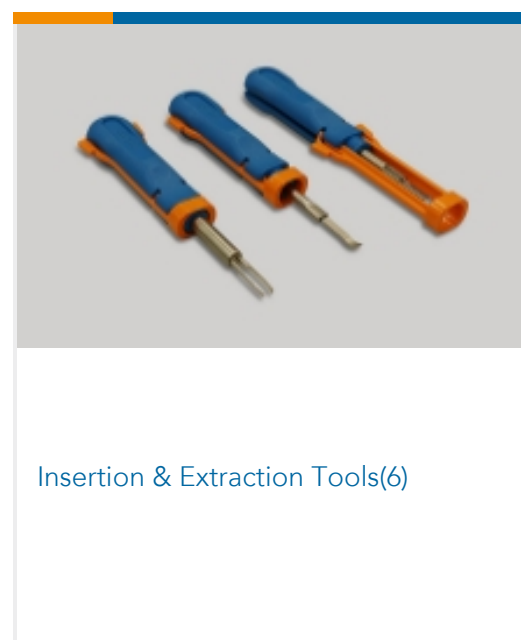

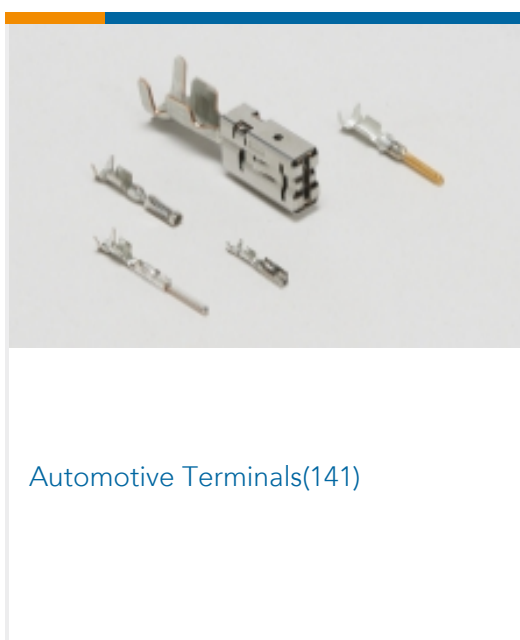
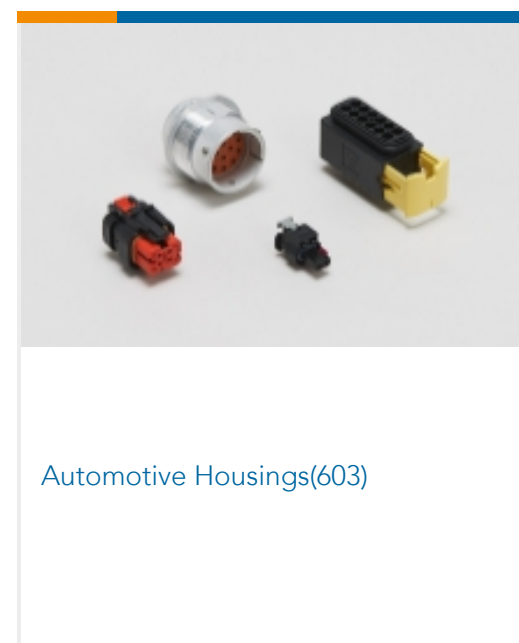
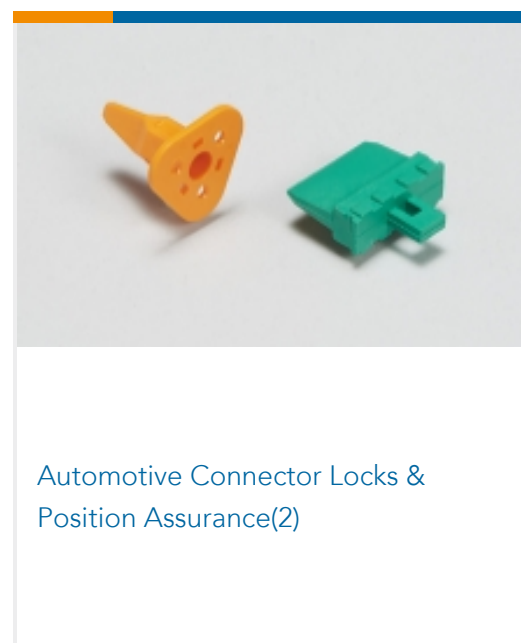

This information is provided based on reasonable inquiry of our suppliers and represents our current actual knowledge based on the information they provided. This information is subject to change. The part numbers that TE has identified as EU RoHS compliant have a maximum concentration of 0.1% by weight in homogenous materials for lead, hexavalent chromium, mercury, PBB, PBDE, DBP, BBP, DEHP, DIBP, and 0.01% for cadmium, or qualify for an exemption to these limits as defined in the Annexes of Directive 2011/65/EU (RoHS2). Finished electrical and electronic equipment products will be CE marked as required by Directive 2011/65/EU. Components may not be CE marked. Additionally, the part numbers that TE has identified as EU ELV compliant have a maximum concentration of 0.1% by weight in homogenous materials for lead, hexavalent chromium, and mercury, and 0.01% for cadmium, or qualify for an exemption to these limits as defined in the Annexes of Directive 2000/53/EC (ELV). Regarding the REACH Regulation, the information TE provides on SVHC in articles for this part number is based on the latest European Chemicals Agency (ECHA) 'Guidance on requirements for substances in articles' posted at this URL: <https://echa.europa.eu/guidance-documents/guidance-on-reach>


Compatible Parts

 <p>TE Part # CAT-HPCH5372 High Pin Count Header</p>	 <p>TE Part # CAT-M9194-T273 MULTILOCK, RECEPTACLE AND TAB</p>	 <p>TE Part # CAT-LMPH9507 Low & Medium Power Header</p>	 <p>TE Part # 175446-1 HYBRID CAP ASSY 42P NATURAL</p>
---	--	---	---



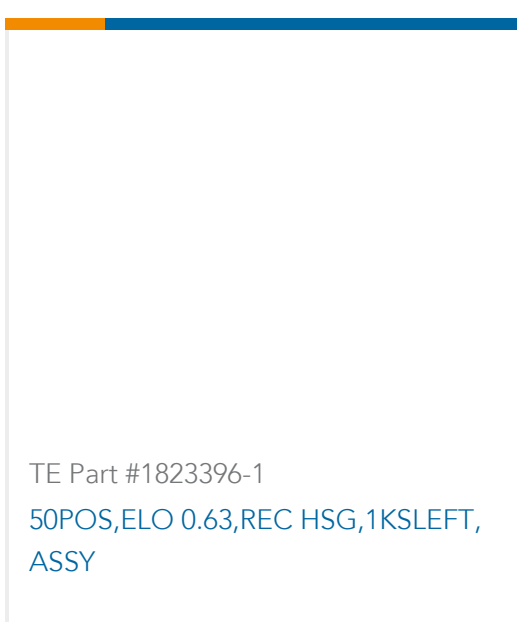
Also in the Series | Multilock Connector System





PCB Headers & Receptacles(142)

Customers Also Bought

TE Part #1-967626-5
Timer Connector HousingTE Part #345254-1
ANTI-BACKOUT 2WAY REC
HSGECONOTE Part #1-1801178-3
3W RECEPTACLE HP CONNECTOR
GREYTE Part #2005431-1
025/090 HYB 34P PLUG ASSYTE Part #1411576-1
ELO 0.63, CONTACTTE Part #2301238-1
DTB PLUG HSG ASSY, 49POSN.,
FAKRA TYPETE Part #2304884-1
16POS, HYBRID, REC HSG ASSY, SLD,
COD 1TE Part #2349074-1
4POS, AMP MCP 2.8K, REC HSG ASSYTE Part #1823396-1
50POS, ELO 0.63, REC HSG, 1KSLEFT,
ASSY

Documents

Product Drawings

040/070 HYBRID PLUG 22P WHITE

Japanese

CAD Files

3D PDF

English

Customer View Model

ENG_CVM_174515-1_D.2d_dxf.zip



English

Customer View Model

[ENG_CVM_174515-1_D.3d_igs.zip](#)

English

Customer View Model

[ENG_CVM_174515-1_D.3d_stp.zip](#)

English

By downloading the CAD file I accept and agree to the [Terms and Conditions](#) of use.

Datasheets & Catalog Pages

MULTILOCK Connector System

English

Product Specifications

Product Specification

English

Instruction Sheets

HYBRID I/O CONNECTOR

English

Customer Manual (non U.S.)

English

HYBRID I/O CONNECTOR

English

Customer Manual (non U.S.)

English