



Economy Power 2.5

TE Internal #: 1744423-1

Connector Contact, Socket, Wire-to-Wire, 24 – 20 AWG Wire Size, .2 – .56 mm² Wire Size, Tin, Reel, Wire & Cable, 4.2 A, Signal, Economy Power 2.5

[View on TE.com >](#)

Connectors > PCB Connectors > Wire-to-Board Connectors > Wire-to-Board Connector Contacts



Contact Type: **Socket**

Connector System: **Wire-to-Wire**

Centerline (Pitch): **2.5 mm [.098 in]**

Wire Size: **.2 – .56 mm²**

Features

Product Type Features

Connector System	Wire-to-Wire
Connector & Contact Terminates To	Wire & Cable

Configuration Features

Compatible With Wire & Cable Type	Discrete Wire
-----------------------------------	---------------

Electrical Characteristics

Operating Voltage	250 VAC
-------------------	---------

Contact Features

Mating Square Post Dimension	.6 mm [.024 in]
Wire Contact Termination Area Plating Material	Pre-Tin
Contact Mating Area Plating Material Thickness	.8 μm [31.49 μin]
Contact Length	1.8 mm [.071 in]
Contact Base Material	Phosphor Bronze
Contact Type	Socket
Contact Mating Area Plating Material	Tin



Contact Current Rating (Max)	4.2 A
------------------------------	-------

Termination Features

Termination Method to Wire & Cable	Crimp
------------------------------------	-------

Mechanical Attachment

Connector Mounting Type	Cable Mount (Free-Hanging)
-------------------------	----------------------------

Housing Features

Centerline (Pitch)	2.5 mm[.098 in]
--------------------	-----------------

Dimensions

Compatible Insulation Diameter Range	1.3 – 1.9 mm[.051 – .075 in]
--------------------------------------	------------------------------

Wire Size	.2 – .56 mm ²
-----------	--------------------------

Usage Conditions

Operating Temperature Range	-55 – 105 °C[-67 – 221 °F]
-----------------------------	----------------------------

Operation/Application

Circuit Application	Signal
---------------------	--------

Packaging Features

Packaging Quantity	8000
--------------------	------

Packaging Method	Reel
------------------	------

Product Compliance

[For compliance documentation, visit the product page on TE.com>](#)

EU RoHS Directive 2011/65/EU	Compliant
------------------------------	-----------

EU ELV Directive 2000/53/EC	Compliant
-----------------------------	-----------

China RoHS 2 Directive MIIT Order No 32, 2016	No Restricted Materials Above Threshold
---	---

EU REACH Regulation (EC) No. 1907/2006	Current ECHA Candidate List: JUNE 2023 (235) Candidate List Declared Against: JUNE 2023 (235) Does not contain REACH SVHC
--	---

Halogen Content	Low Halogen - Br, Cl, F, I < 900 ppm per homogenous material. Also BFR/CFR/PVC Free
-----------------	---

Solder Process Capability	Not applicable for solder process capability
---------------------------	--

Product Compliance Disclaimer



This information is provided based on reasonable inquiry of our suppliers and represents our current actual knowledge based on the information they provided. This information is subject to change. The part numbers that TE has identified as EU RoHS compliant have a maximum concentration of 0.1% by weight in homogenous materials for lead, hexavalent chromium, mercury, PBB, PBDE, DBP, BBP, DEHP, DIBP, and 0.01% for cadmium, or qualify for an exemption to these limits as defined in the Annexes of Directive 2011/65/EU (RoHS2). Finished electrical and electronic equipment products will be CE marked as required by Directive 2011/65/EU. Components may not be CE marked. Additionally, the part numbers that TE has identified as EU ELV compliant have a maximum concentration of 0.1% by weight in homogenous materials for lead, hexavalent chromium, and mercury, and 0.01% for cadmium, or qualify for an exemption to these limits as defined in the Annexes of Directive 2000/53/EC (ELV). Regarding the REACH Regulation, the information TE provides on SVHC in articles for this part number is based on the latest European Chemicals Agency (ECHA) 'Guidance on requirements for substances in articles' posted at this URL: <https://echa.europa.eu/guidance-documents/guidance-on-reach>

Compatible Parts



TE Part # 1969442-9
EP 2.5 TPA Housing, 9 Pos



TE Part # 1969442-7
EP 2.5 TPA Housing, 7 Pos



TE Part # 1-1123722-5
3.96 EP PLUG HSG 5P(NATURAL)



TE Part # 1744417-3
3 POS EP 2.5 HSG, GLOW WIRE



TE Part # 1969443-9
EP 2.5 TPA Retainer, 9 Pos



TE Part # 1744417-4
4 POS EP 2.5 HSG, GLOW WIRE



TE Part # 1-1969443-1
EP 2.5 TPA Retainer, 11 Pos



TE Part # 1969442-6
EP 2.5 TPA Housing, 6 Pos



TE Part # 1-1969442-1
EP 2.5 TPA Housing, 11 Pos



TE Part # 1-1123722-3
3.96 EP PLUG HSG 3P(NATURAL)



TE Part # 1969442-3
EP 2.5 TPA Housing, 3 Pos



TE Part # 1744417-6
6 POS EP 2.5 HSG, GLOW WIRE



TE Part # 1969443-7
EP 2.5 TPA Retainer, 7 Pos



TE Part # 1-1969443-4
EP 2.5 TPA Retainer, 14 Pos



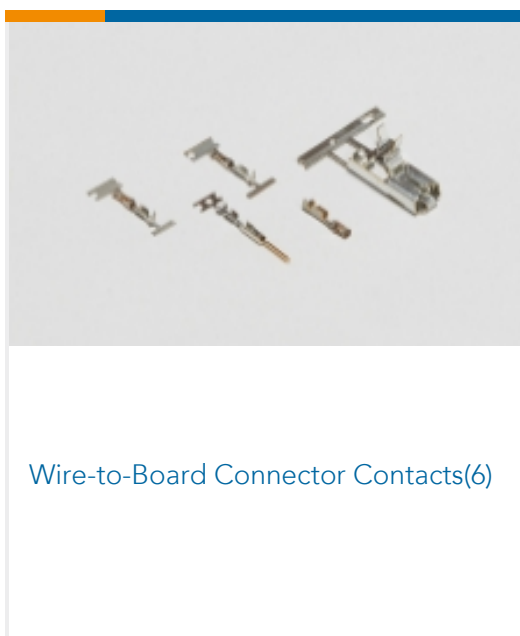
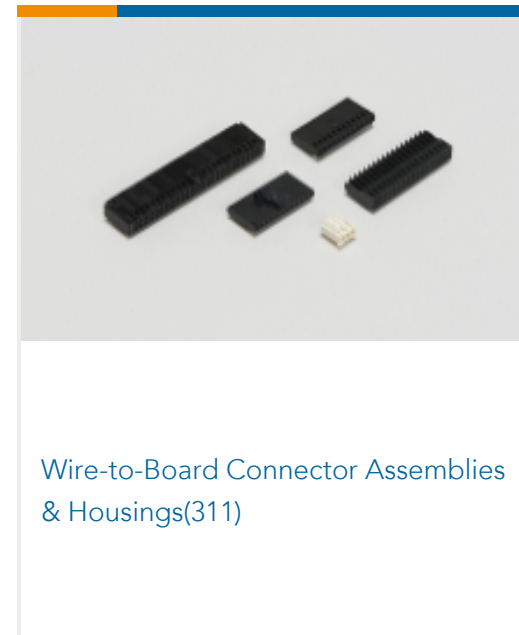

TE Part # 1744417-5
5 POS EP 2.5 HSG, GLOW WIRE



TE Part # 1969443-3
EP 2.5 TPA Retainer, 3 Pos



Also in the Series | Economy Power 2.5



Customers Also Bought





Documents

Product Drawings

EP 2.5 RCPT CONTACT, 24-20 AWG

English

CAD Files

3D PDF

3D

Customer View Model

ENG_CVM_CVM_1744423-1_B.2d_dxf.zip

English

Customer View Model

ENG_CVM_CVM_1744423-1_B.3d_igs.zip

English

Customer View Model

ENG_CVM_CVM_1744423-1_B.3d_stp.zip

English

By downloading the CAD file I accept and agree to the [Terms and Conditions](#) of use.

Datasheets & Catalog Pages

7-1773461-6_EP2.5_Connector_Series

English

Product Specifications

Application Specification

English

Product Environmental Compliance

MD_1744423-1_05142015112_dmtec

English

MD_1744423-1_05142015112_dmtec

English

Instruction Sheets

Instruction Sheet (U.S.)

English