

1743490-1 ✓ ACTIVE



AMP Signal Double Lock

TE Internal #: 1743490-1

PCB Mount Header, Right Angle, Wire-to-Board, 3 Position, 4.1 mm
[.161 in] Centerline, Fully Shrouded, Tin, AMP Signal Double Lock

[View on TE.com >](#)

Connectors > PCB Connectors > PCB Headers & Receptacles



Connector System: **Wire-to-Board**

Number of Positions: **3**

Number of Rows: **1**

Centerline (Pitch): **4.1 mm [.161 in]**

PCB Mount Orientation: **Right Angle**

Features

Product Type Features

Connector System	Wire-to-Board
Header Type	Fully Shrouded
Sealable	No
Connector & Contact Terminates To	Printed Circuit Board
PCB Connector Assembly Type	PCB Mount Header

Configuration Features

Number of Positions	3
Number of Rows	1
PCB Mount Orientation	Right Angle

Body Features

Primary Product Color	Natural
-----------------------	---------

Contact Features

Mating Square Post Dimension	.64 mm[.025 in]
Contact Mating Area Plating Material Thickness	2 μ m



Contact Mating Area Plating Material Finish	Bright
Contact Mating Area Plating Material	Tin
Contact Type	Pin
Contact Current Rating (Max)	2.5 A

Termination Features

Square Termination Post & Tail Dimension	.64 mm[.025 in]
Termination Method to Printed Circuit Board	Through Hole - Solder

Mechanical Attachment

PCB Mount Alignment Type	Locating Posts
Mating Alignment Type	Polarization
Mating Retention	Without
Connector Mounting Type	Board Mount
Mating Alignment	With
PCB Mount Alignment	With
PCB Mount Retention	Without

Housing Features

Housing Material	6/6 Nylon GF
Centerline (Pitch)	4.1 mm[.161 in]

Dimensions

Connector Length	43.24 mm[1.702 in]
PCB Thickness (Recommended)	1.6 mm[.063 in]

Usage Conditions

Operating Temperature Range	-30 – 105 °C[-22 – 221 °F]
-----------------------------	----------------------------

Operation/Application

Circuit Application	Signal
---------------------	--------

Industry Standards

UL Flammability Rating	UL 94V-0
------------------------	----------

Packaging Features

Packaging Type	Loose Piece
----------------	-------------

Product Compliance

[For compliance documentation, visit the product page on TE.com>](#)



EU RoHS Directive 2011/65/EU	Compliant
EU ELV Directive 2000/53/EC	Compliant
China RoHS 2 Directive MIIT Order No 32, 2016	No Restricted Materials Above Threshold
EU REACH Regulation (EC) No. 1907/2006	Current ECHA Candidate List: JUNE 2023 (235) Candidate List Declared Against: JUNE 2023 (235) Does not contain REACH SVHC
Halogen Content	Not Low Halogen - contains Br or Cl > 900 ppm.
Solder Process Capability	Not applicable for solder process capability

Product Compliance Disclaimer

This information is provided based on reasonable inquiry of our suppliers and represents our current actual knowledge based on the information they provided. This information is subject to change. The part numbers that TE has identified as EU RoHS compliant have a maximum concentration of 0.1% by weight in homogenous materials for lead, hexavalent chromium, mercury, PBB, PBDE, DBP, BBP, DEHP, DIBP, and 0.01% for cadmium, or qualify for an exemption to these limits as defined in the Annexes of Directive 2011/65/EU (RoHS2). Finished electrical and electronic equipment products will be CE marked as required by Directive 2011/65/EU. Components may not be CE marked. Additionally, the part numbers that TE has identified as EU ELV compliant have a maximum concentration of 0.1% by weight in homogenous materials for lead, hexavalent chromium, and mercury, and 0.01% for cadmium, or qualify for an exemption to these limits as defined in the Annexes of Directive 2000/53/EC (ELV). Regarding the REACH Regulation, the information TE provides on SVHC in articles for this part number is based on the latest European Chemicals Agency (ECHA) 'Guidance on requirements for substances in articles' posted at this URL: <https://echa.europa.eu/guidance-documents/guidance-on-reach>

Compatible Parts



TE Part # 917723-1
2.5 SIGNAL D/LOCK HDR ASSY 3P



TE Part # 917781-1
2.5 S.D.L POST/HDR ASY 3P STD



TE Part # 1-917781-1
2.5MM SDL-LOCT,,3P HDR AS



TE Part # 2-917723-1
2.5 S.D.L HDR ASSY 3P H-PRO



TE Part # 1123037-1
2.5 S.D.L HI-PRO HDR ASSY NAT



TE Part # 1318366-1
2.5 SDL H/P HDR 4/7P ASSY O/T




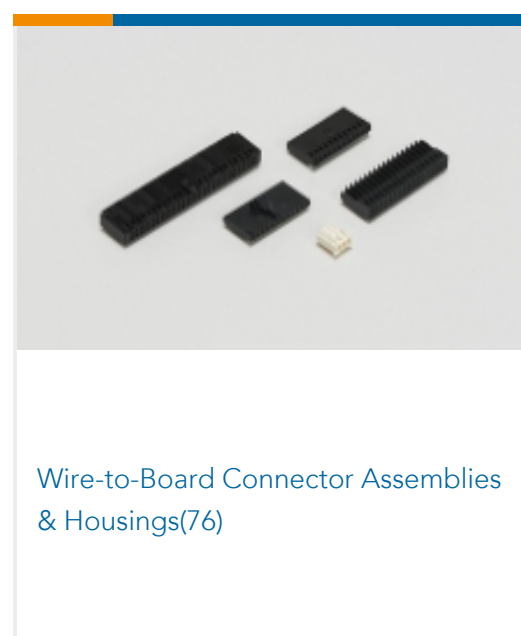





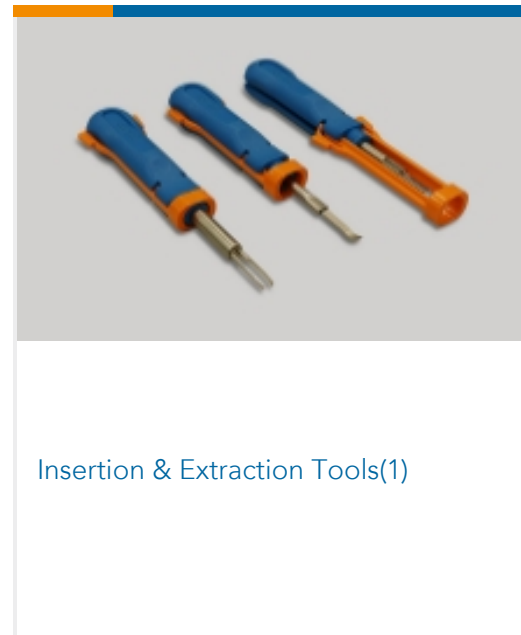


TE Part # 1743492-1
BLOWER MOTOR 3P PLUG HSG



TE Part # 1746062-1
2.5SDL HDR 14P STD ASSY NAT

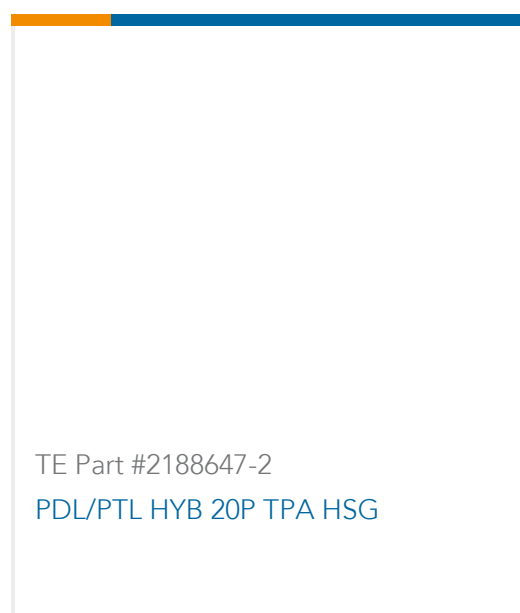
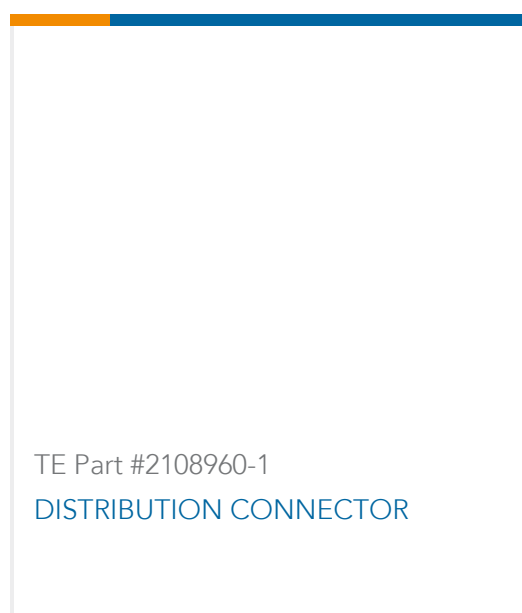


Also in the Series | AMP Signal Double Lock



Customers Also Bought





Documents

Product Drawings

BLOWER MOTOR 3P HDR ASSY

English

CAD Files

3D PDF

3D

Customer View Model

[ENG_CVM_CVM_1743490-1_C_c-1743490-1-c.2d_dxf.zip](#)

English

Customer View Model

[ENG_CVM_CVM_1743490-1_C_c-1743490-1-c.3d_igs.zip](#)

English

Customer View Model

[ENG_CVM_CVM_1743490-1_C_c-1743490-1-c.3d_stp.zip](#)

English

By downloading the CAD file I accept and agree to the [Terms and Conditions](#) of use.

Product Specifications

Engineering Report

English

Product Environmental Compliance

Product Compliance

English

Product Compliance

English

Agency Approvals

Agency Approval Document

English