



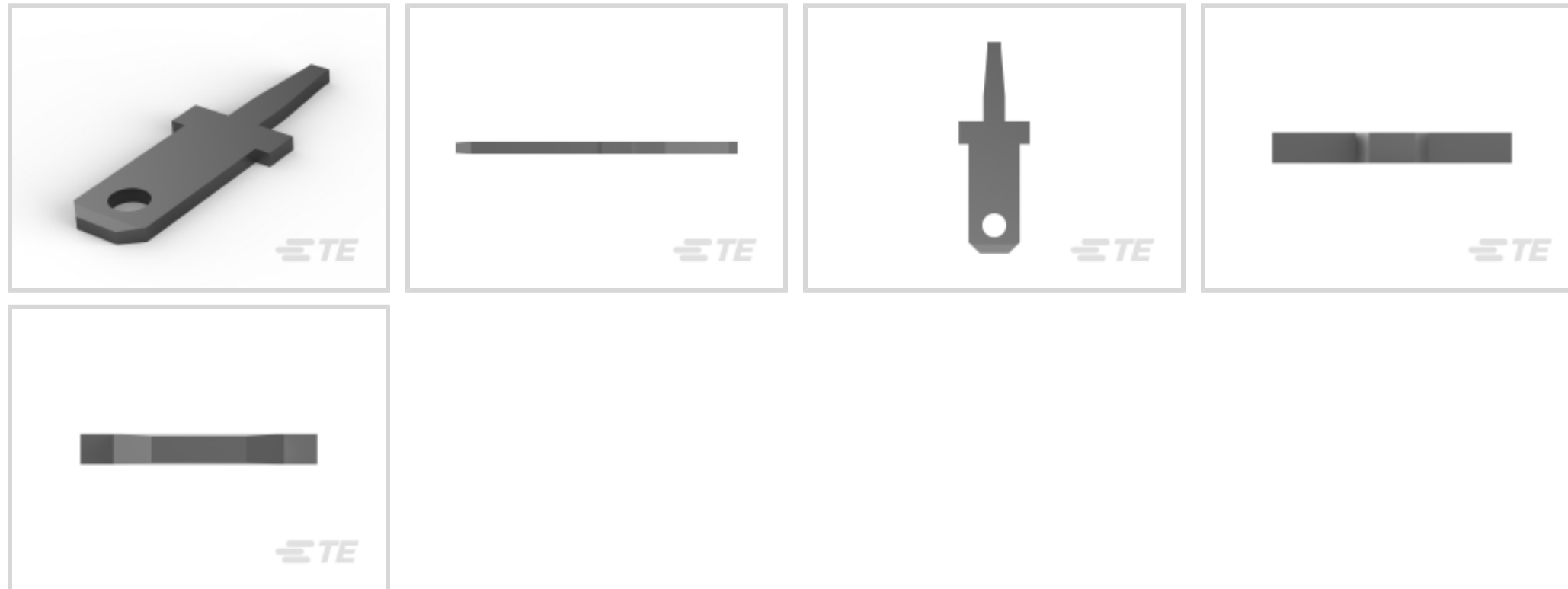
FASTON | FASTON 110

TE Internal #: 1742428-1

PCB Terminals, Tab, Mating Tab Width .11 in [2.79 mm], PCB Hole Diameter 1.17 mm [.046 in], Through Hole - Solder, Tin Plating, Copper, FASTON 110

[View on TE.com >](#)

Terminals & Splices > PCB Terminals



PCB Terminal Type: **Tab**

PCB Thickness (Recommended): 1.57 mm [.062 in]

Mating Tab Width: 2.79 mm [.11 in]

Mating Tab Thickness: .51 mm [.02 in]

PCB Hole Diameter: 1.17 mm [.046 in]

Features

Contact Features

PCB Contact Termination Area Plating Material Thickness	3.81 μm[150 μin]
Contact Underplating Material Thickness	2.54 μm[100 μin]
Contact Mating Area Plating Material Thickness	3.81 μm[150 μin]
PCB Terminal Type	Tab
Mating Tab Width	2.79 mm[.11 in]
Mating Tab Thickness	.51 mm[.02 in]
Terminal Plating Material	Tin
Contact Underplating Material	Copper
Terminal Size	2.8
Terminal Orientation	Straight

Termination Features

Termination Method to Printed Circuit Board	Through Hole - Solder
Product Terminates To	Printed Circuit Board

Mechanical Attachment



Wire Insulation Support	Without
-------------------------	---------

Dimensions

Extension Below Board	2.41 mm [.095 in]
PCB Thickness (Recommended)	1.57 mm [.062 in]
PCB Hole Diameter	1.17 mm [.046 in]
Profile Height from PCB	7.37 mm [.294 in]

Usage Conditions

Insulation Option	Uninsulated
Operating Temperature Range	-40 – 105 °C [-40 – 221 °F]

Industry Standards

Agency/Standard	CSA, UL
-----------------	---------

Packaging Features

Packaging Quantity	10000
Packaging Method	Reel

Other

Terminals & Splices Comment	Insertion machine available.
-----------------------------	------------------------------

Product Compliance

[For compliance documentation, visit the product page on TE.com>](#)

EU RoHS Directive 2011/65/EU	Compliant
EU ELV Directive 2000/53/EC	Compliant
China RoHS 2 Directive MIIT Order No 32, 2016	No Restricted Materials Above Threshold
EU REACH Regulation (EC) No. 1907/2006	Current ECHA Candidate List: JUNE 2023 (235) Candidate List Declared Against: JUNE 2023 (235) Does not contain REACH SVHC
Halogen Content	Low Halogen - Br, Cl, F, I < 900 ppm per homogenous material. Also BFR/CFR/PVC Free
Solder Process Capability	Wave solder capable to 265°C

Product Compliance Disclaimer

This information is provided based on reasonable inquiry of our suppliers and represents our current actual knowledge based on the information they provided. This information is subject to change. The part numbers that TE has identified as EU RoHS compliant have a maximum concentration of 0.1% by weight in homogenous materials for lead, hexavalent

chromium, mercury, PBB, PBDE, DBP, BBP, DEHP, DIBP, and 0.01% for cadmium, or qualify for an exemption to these limits as defined in the Annexes of Directive 2011/65/EU (RoHS2). Finished electrical and electronic equipment products will be CE marked as required by Directive 2011/65/EU. Components may not be CE marked. Additionally, the part numbers that TE has identified as EU ELV compliant have a maximum concentration of 0.1% by weight in homogenous materials for lead, hexavalent chromium, and mercury, and 0.01% for cadmium, or qualify for an exemption to these limits as defined in the Annexes of Directive 2000/53/EC (ELV). Regarding the REACH Regulation, the information TE provides on SVHC in articles for this part number is based on the latest European Chemicals Agency (ECHA) 'Guidance on requirements for substances in articles' posted at this URL: <https://echa.europa.eu/guidance-documents/guidance-on-reach>

Compatible Parts



TE Part # 62395-1
110 FASTON TAB TPBR



TE Part # 62221-1
187 FASTON TAB TPBR



TE Part # 63756-1
110 FASTON TAB TPBR



TE Part # 63823-1
187 FASTON TAB TPBR



TE Part # 61968-1
110 FASTON TAB TPBR



TE Part # 63603-1
187 FASTON TAB TPBR



TE Part # 1217062-1
187 FASTON, FLAG, PCB TAB, TNBR



TE Part # 63839-1
250 FASTON TAB TPBR




TE Part # 1742014-1
110 FASTON, PCB TAB, TPBR




TE Part # 63838-1
187 FASTON TAB TPBR


Also in the Series | FASTON 110




Crimp Terminal Housings(13)



Insertion & Extraction Tools(1)

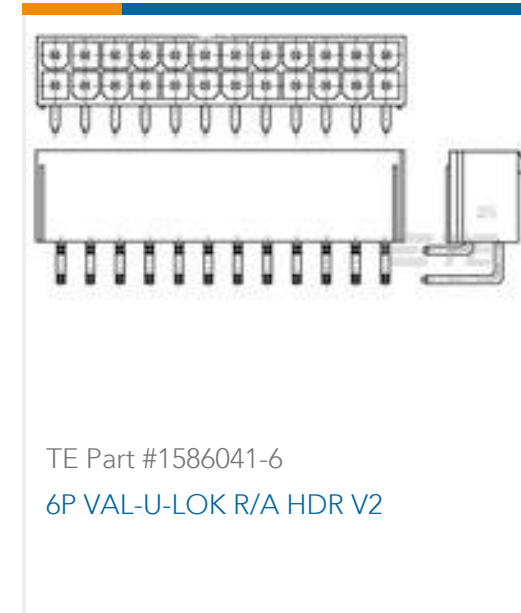
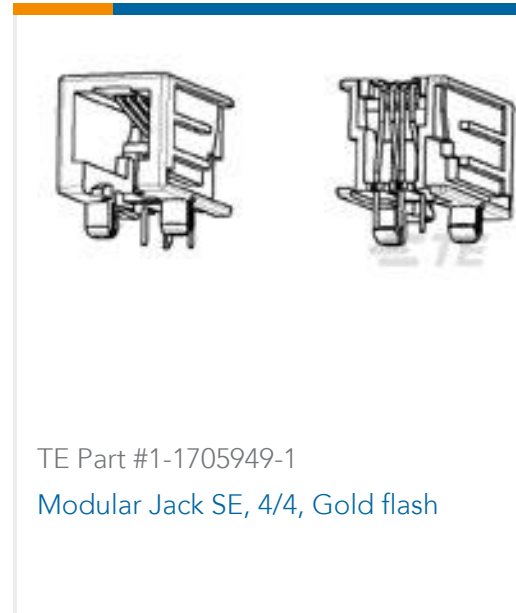


PCB Terminals(21)



Quick Disconnects(171)

Customers Also Bought



Documents

Product Drawings

110 FASTON,TAB,PCB,TPBR

English

CAD Files

3D PDF

3D

Customer View Model

[ENG_CVM_CVM_1742428-1_B_c-1742428-1-b.2d_dxf.zip](#)

English

Customer View Model

[ENG_CVM_CVM_1742428-1_B_c-1742428-1-b.3d_igs.zip](#)

English

Customer View Model

[ENG_CVM_CVM_1742428-1_B_c-1742428-1-b.3d_stp.zip](#)

English

By downloading the CAD file I accept and agree to the [Terms and Conditions](#) of use.

Agency Approvals

CSA Certificate

English

CSA Certificate

English