

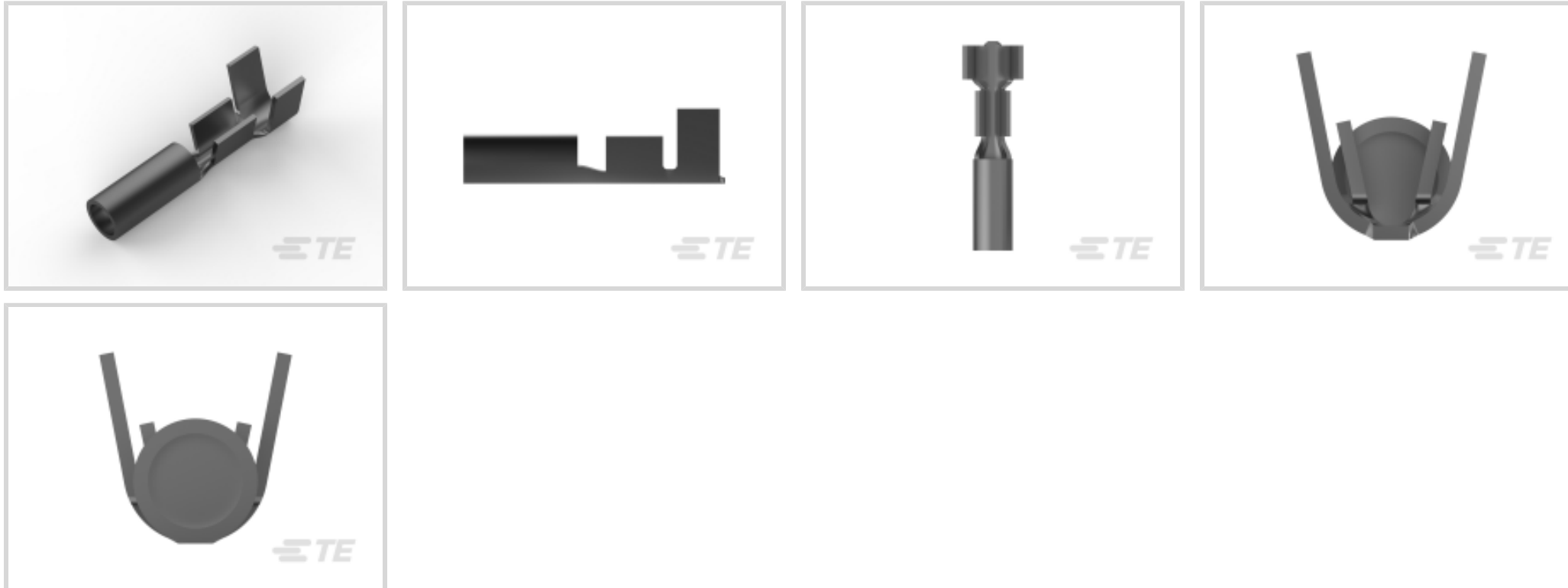


TE Internal #: 1742350-1

Crimp Wire Pins, Tabs & Ferrules, Receptacle, Mating Pin Diameter
2.08 mm [.082 in], 22 – 18 AWG Wire Size, .3 – .8 mm² Wire Size

[View on TE.com >](#)

Terminals & Splices > Crimp Wire Pins, Tabs & Ferrules



Crimp Wire Terminal Type: **Receptacle**

Mating Pin Diameter: **2.08 mm [.082 in]**

Compatible Insulation Diameter Range: **2.29 – 3.3 mm, 3.3 mm [.09 – .13 in, .13 in]**

Wire Size: **.3 – .8 mm²**

Features

Product Type Features

| | |
|------------------------------------|----------|
| Compatible With Discrete Wire Type | Stranded |
|------------------------------------|----------|

Configuration Features

| | |
|-----------------------------------|---------------|
| Compatible With Wire & Cable Type | Discrete Wire |
|-----------------------------------|---------------|

Contact Features

| | |
|---------------------------|-------------------|
| Crimp Wire Terminal Type | Receptacle |
| Mating Pin Diameter | 2.08 mm [.082 in] |
| Barrel Type | Open |
| Terminal Plating Material | Tin |
| Terminal Orientation | Straight |

Mechanical Attachment

| | |
|-------------------------|------|
| Wire Insulation Support | With |
|-------------------------|------|

Dimensions

| | |
|--------------------------------------|--|
| Compatible Insulation Diameter Range | 2.29 – 3.3 mm, 3.3 mm [.09 – .13 in][.13 in] |
| Wire Size | 642 – 1624 CMA |
| Barrel Inside Diameter | 1.01 mm, 2.54 mm [.04 in][.1 in] |



| | |
|-----------------------------|-----------------|
| Terminal Material Thickness | .32 mm[.013 in] |
|-----------------------------|-----------------|

| | |
|------------------------|-------------------|
| Overall Product Length | 14.25 mm[.561 in] |
|------------------------|-------------------|

Usage Conditions

| | |
|-------------------|-------------|
| Insulation Option | Uninsulated |
|-------------------|-------------|

Packaging Features

| | |
|--------------------|-------|
| Packaging Quantity | 10000 |
|--------------------|-------|

| | |
|------------------|------|
| Packaging Method | Reel |
|------------------|------|

Product Compliance

[For compliance documentation, visit the product page on TE.com>](#)

| | |
|------------------------------|-----------|
| EU RoHS Directive 2011/65/EU | Compliant |
|------------------------------|-----------|

| | |
|-----------------------------|-----------|
| EU ELV Directive 2000/53/EC | Compliant |
|-----------------------------|-----------|

| | |
|---|---|
| China RoHS 2 Directive MIIT Order No 32, 2016 | No Restricted Materials Above Threshold |
|---|---|

| | |
|--|---|
| EU REACH Regulation (EC) No. 1907/2006 | Current ECHA Candidate List: JUNE 2023 (235) Candidate List Declared Against: JUNE 2023 (235) Does not contain REACH SVHC |
|--|---|

| | |
|-----------------|---|
| Halogen Content | Low Halogen - Br, Cl, F, I < 900 ppm per homogenous material. Also BFR/CFR/PVC Free |
|-----------------|---|





















| | |
|---------------------------|--|
| Solder Process Capability | Not applicable for solder process capability |
|---------------------------|--|

Product Compliance Disclaimer

This information is provided based on reasonable inquiry of our suppliers and represents our current actual knowledge based on the information they provided. This information is subject to change. The part numbers that TE has identified as EU RoHS compliant have a maximum concentration of 0.1% by weight in homogenous materials for lead, hexavalent chromium, mercury, PBB, PBDE, DBP, BBP, DEHP, DIBP, and 0.01% for cadmium, or qualify for an exemption to these limits as defined in the Annexes of Directive 2011/65/EU (RoHS2). Finished electrical and electronic equipment products will be CE marked as required by Directive 2011/65/EU. Components may not be CE marked. Additionally, the part numbers that TE has identified as EU ELV compliant have a maximum concentration of 0.1% by weight in homogenous materials for lead, hexavalent chromium, and mercury, and 0.01% for cadmium, or qualify for an exemption to these limits as defined in the Annexes of Directive 2000/53/EC (ELV). Regarding the REACH Regulation, the information TE provides on SVHC in articles for this part number is based on the latest European Chemicals Agency (ECHA) 'Guidance on requirements for substances in articles' posted at this URL: <https://echa.europa.eu/guidance-documents/guidance-on-reach>

Compatible Parts



| | | | |
|--|---|---|--|
|  <p>TE Part # 42745-2 PIN 090 FLAG RECEPTACLE 20-14 AWG TPPHBZ</p> |  <p>TE Part # 140712-2 PIN .155 DIA REC 18-14 AWG TPBR</p> |  <p>TE Part # 1217142-1 SHUR PLUG 180 12-8 AWG TPBR</p> |  <p>TE Part # 62160-1 PIN .040 RECEPTACLE 24-20 AWG TPPHBZ</p> |
|  <p>TE Part # 60885-2 PIN .055 REC 24-20 AWG TPPHBZ</p> |  <p>TE Part # 60376-1 PIN 090 RECEPTACLE 20-14 AWG TPPHBZ</p> |  <p>TE Part # 153209-2 SHUR PLUG .18 DIA REC 18-16 AWG TPBR</p> |  <p>TE Part # 60440-1 PIN 093 RECEPTACLE 22-18 AWG BR TPBR</p> |
|  <p>TE Part # 62402-1 PIN .106 REC 22-18 AWG (OR) 22AWG PTPBR</p> |  <p>TE Part # 154740-2 PIN .175 DIA REC 20-16AWG PB</p> |  <p>TE Part # 160783-6 2,0 MM.DIA PIN REC</p> |  <p>TE Part # 160784-3 REC.FOR 2,5 DIA PIN</p> |
|  <p>TE Part # 1742377-2 PIN .080 DIA 30-26 AWG TPBR</p> |  <p>TE Part # 2-2150535-1 OCEAN_2.0_Applicator-E-077F1550</p> |  <p>TE Part # 2-2150535-2 OCEAN_2.0_Applicator-E-077F1550</p> |  <p>TE Part # 2150535-1 OCEAN_2.0_Applicator-E-077F1550</p> |
|  <p>TE Part # 2150535-2 OCEAN_2.0_Applicator-E-077F1550</p> |  <p>TE Part # 7-2150535-1 OCEAN_2.0_Applicator-E-077F1550</p> |  <p>TE Part # 7-2150535-2 OCEAN_2.0_Applicator-E-077F1550</p> |  <p>TE Part # 7-2150535-7 OCEAN_2.0_SPARE_PART_KIT-077F1550</p> |


Customers Also Bought




TE Part #1-1630019-0
HSC200 1R0 5%



TE Part #5-1393252-6
W67-X2Q12-15=M6/M7/M9/W6/W7



TE Part #350547-2
UMNL PIN 20-14 AUBR L/P



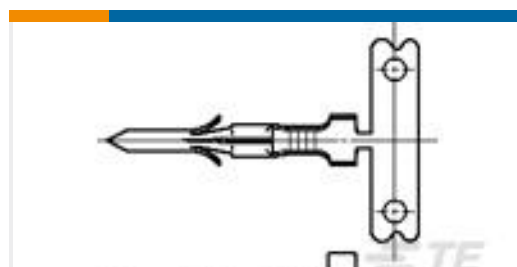
TE Part #350550-2
UMNL SOK 20-14 AU/BR L/P



TE Part #31090
BODY R 22-16 COMM 22-18 MIL 5



TE Part #641775-1
04P UMNL STR/REL & INSRT NATL



TE Part #350629-5
.062 COMM P&S PIN AUNI/BR



TE Part #2-1393122-6
KHAU-17A11N-120=KH



TE Part #90391-3
DIES ULTRA-FAST FASTON 16-14 DIE SET

Documents

Product Drawings

[PIN 2.08 DIA 22-18AWG TPBR](#)

English

CAD Files

[3D PDF](#)

3D

Customer View Model

[ENG_CVM_CVM_1742350-1_D_c-1742350-1-d.2d_dxf.zip](#)

English

Customer View Model

[ENG_CVM_CVM_1742350-1_D_c-1742350-1-d.3d_igs.zip](#)

English

Customer View Model

[ENG_CVM_CVM_1742350-1_D_c-1742350-1-d.3d_stp.zip](#)

English

By downloading the CAD file I accept and agree to the [Terms and Conditions](#) of use.

Product Specifications



Application Specification

English

Pin Receptacle Contact With Closed Seam

English