

174045-2 ✓ ACTIVE

AMP | Multilock Connector System

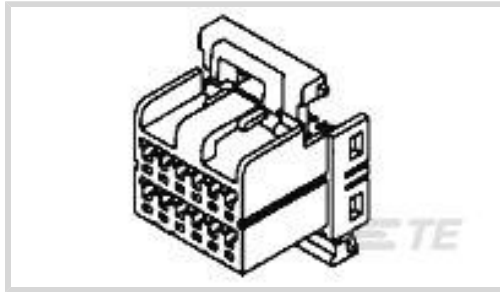
TE Internal #: 174045-2

Housing for Female Terminals, Wire-to-Wire / Wire-to-Device / Wire-to-Board, 12 Position, .098 in [2.5 mm] Centerline, Multilock Connector System

[View on TE.com >](#)



Connectors > Automotive Connectors > Automotive Housings > MULTILOCK, CONNECTOR HOUSING



Connector System: **Wire-to-Board, Wire-to-Device, Wire-to-Wire**

Number of Positions: **12**

Connector & Housing Type: **Housing for Female Terminals**

Centerline (Pitch): **2.5 mm [ .098 in ]**

Sealable: **No**

[All MULTILOCK, CONNECTOR HOUSING \(567\)](#)

### Features

#### Product Type Features

Mixed & Hybrid Connector	No
Connector Shape	Rectangular
Connector System	Wire-to-Board, Wire-to-Device, Wire-to-Wire
Connector & Housing Type	Housing for Female Terminals
Sealable	No
Primary Locking Feature	Integrated in Housing

#### Configuration Features

Number of Positions	12
Number of Rows	2

#### Electrical Characteristics

Operating Voltage	12 VDC
Nominal Voltage Architecture	12 V

#### Body Features

Cable Exit Angle	180°
Primary Product Color	Black

#### Contact Features



Contact Size	1mm
Contact Type	Receptacle
Mating Tab Width	1 mm[.039 in]

#### Mechanical Attachment

Terminal Position Assurance	Yes
Strain Relief	Without
Mating Alignment Type	Polarized
Mating Alignment	With
Connector Mounting Type	Cable Mount (Free-Hanging)

#### Housing Features

Housing Material	PBT
Centerline (Pitch)	2.5 mm[.098 in]

#### Dimensions

Connector Height	18.9 mm[.744 in]
Product Width	18.1 mm[.713 in]
Product Length	18.5 mm[.728 in]
Row-to-Row Spacing	3 mm, 5 mm[.118 in][.197 in]

#### Usage Conditions

Operating Temperature (Max)	70 °C, 75 °C, 80 °C, 85 °C, 90 °C, 100 °C, 105 °C[158 °F][167 °F][176 °F][185 °F][194 °F][212 °F][221 °F]
Operating Temperature Range	-30 – 105 °C[-22 – 221 °F]

#### Operation/Application

Circuit Application	Signal
---------------------	--------

#### Industry Standards

UL Flammability Rating	UL 94HB
------------------------	---------

#### Packaging Features

Packaging Quantity	100
Packaging Method	Package

#### Other

Serviceable	Yes
Connector Position Assurance Capable	No

## Product Compliance

For compliance documentation, visit the product page on [TE.com](#)>

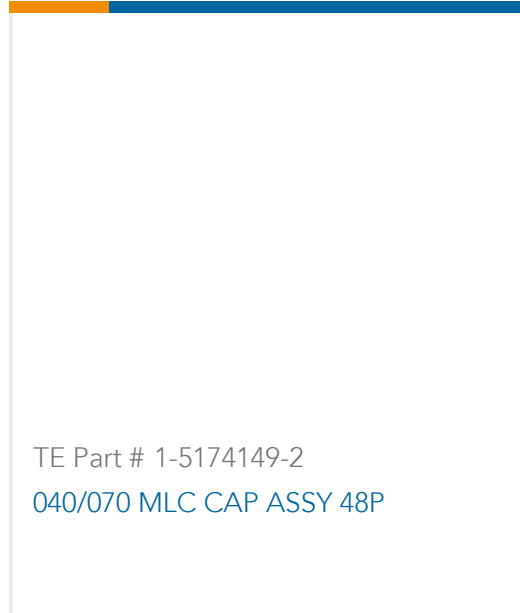
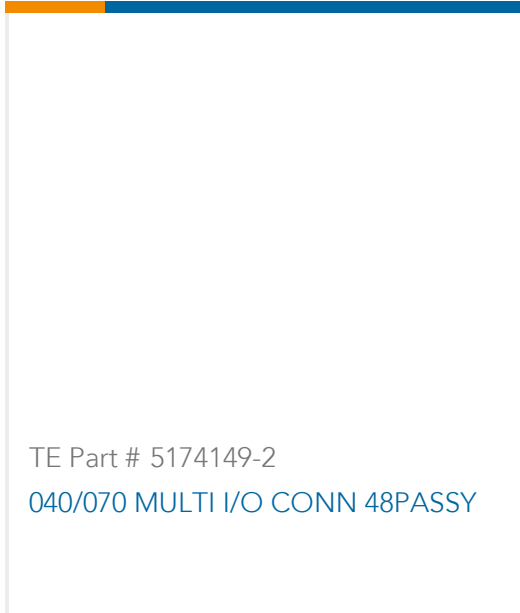
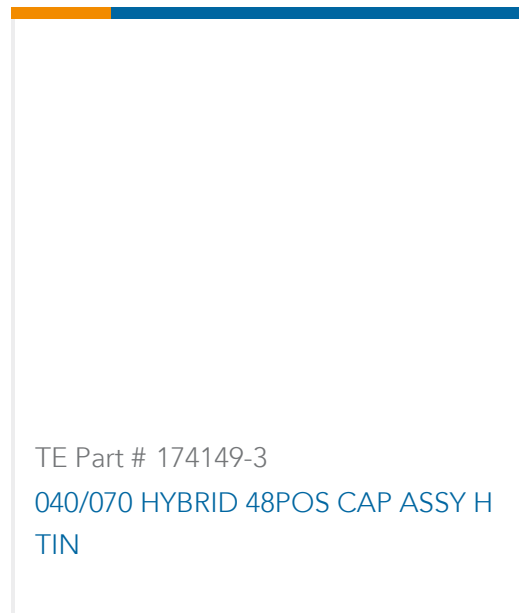
EU RoHS Directive 2011/65/EU	Compliant
EU ELV Directive 2000/53/EC	Compliant
China RoHS 2 Directive MIIT Order No 32, 2016	No Restricted Materials Above Threshold
EU REACH Regulation (EC) No. 1907/2006	Current ECHA Candidate List: JUNE 2023 (235) Candidate List Declared Against: JUNE 2023 (235) Does not contain REACH SVHC
Halogen Content	Low Halogen - Br, Cl, F, I < 900 ppm per homogenous material. Also BFR/CFR/PVC Free
Solder Process Capability	Not applicable for solder process capability

### Product Compliance Disclaimer


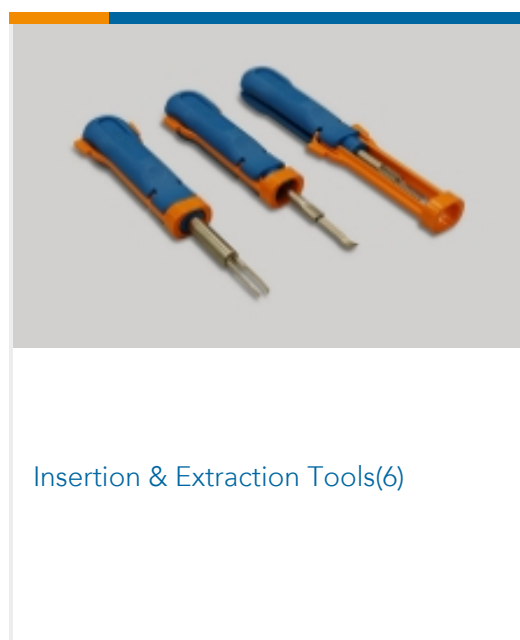

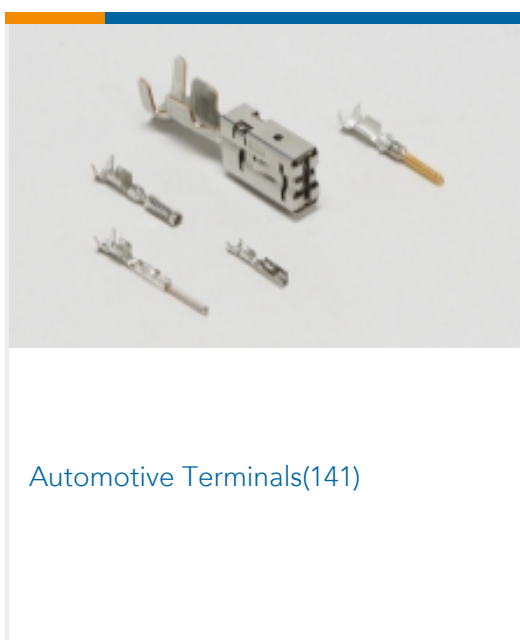
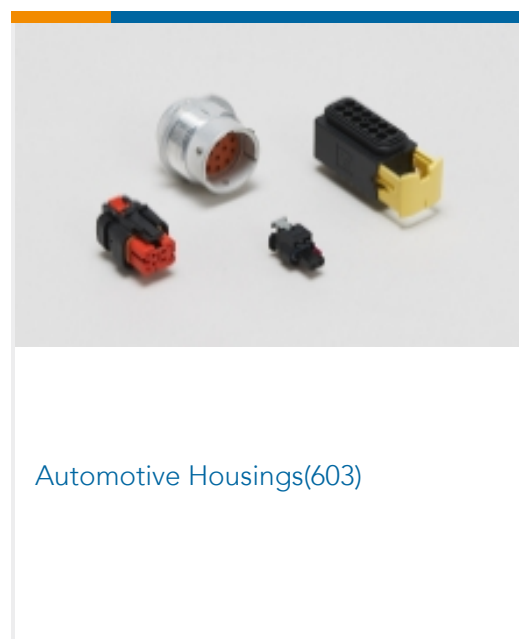
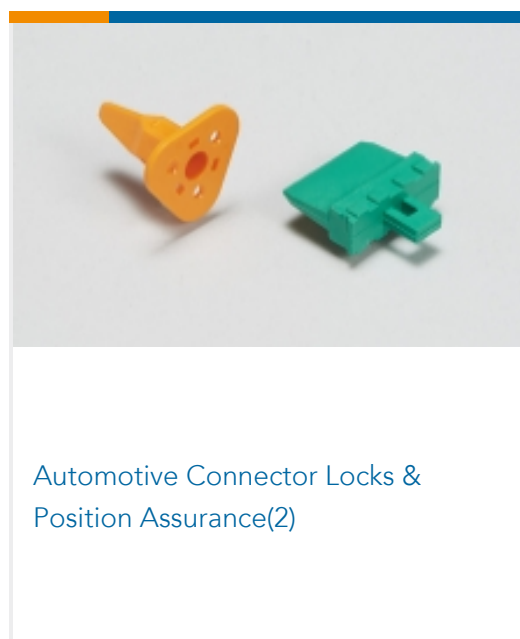
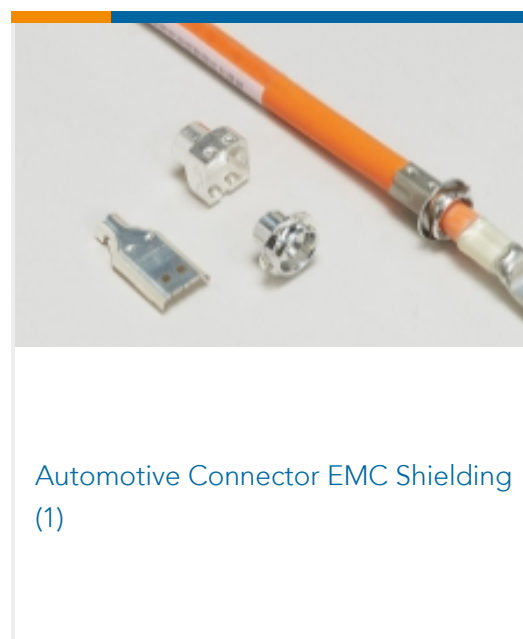

This information is provided based on reasonable inquiry of our suppliers and represents our current actual knowledge based on the information they provided. This information is subject to change. The part numbers that TE has identified as EU RoHS compliant have a maximum concentration of 0.1% by weight in homogenous materials for lead, hexavalent chromium, mercury, PBB, PBDE, DBP, BBP, DEHP, DIBP, and 0.01% for cadmium, or qualify for an exemption to these limits as defined in the Annexes of Directive 2011/65/EU (RoHS2). Finished electrical and electronic equipment products will be CE marked as required by Directive 2011/65/EU. Components may not be CE marked. Additionally, the part numbers that TE has identified as EU ELV compliant have a maximum concentration of 0.1% by weight in homogenous materials for lead, hexavalent chromium, and mercury, and 0.01% for cadmium, or qualify for an exemption to these limits as defined in the Annexes of Directive 2000/53/EC (ELV). Regarding the REACH Regulation, the information TE provides on SVHC in articles for this part number is based on the latest European Chemicals Agency (ECHA) 'Guidance on requirements for substances in articles' posted at this URL: <https://echa.europa.eu/guidance-documents/guidance-on-reach>


## Compatible Parts

 <p>TE Part # 174058-2 040 MULTILOCK CAP 12P</p>	 <p>TE Part # CAT-M9194-T273 MULTILOCK, RECEPTACLE AND TAB</p>	 <p>TE Part # CAT-HPCH5372 High Pin Count Header</p>	 <p>TE Part # CAT-SIGH262 Signal Header</p>
---	---	---	--



## Also in the Series | Multilock Connector System





PCB Headers &amp; Receptacles(142)

## Customers Also Bought



TE Part #2331369-1  
DET SW4.7X3.8X2.3 GW VERT. NO  
AG RL



TE Part #2329383-2  
PB OFF/ON FC RED M1 TERM. IP68



TE Part #2329383-4  
PB OFF/ON FC GRE M1 TERM. IP68



TE Part #2329383-5  
PB OFF/ON FC BLU M1 TERM. IP68



TE Part #175966-2  
MULTILOCK, CONNECTOR HOUSING



TE Part #2-1419108-8  
RTD14005F



TE Part #ANT-916-SP  
Antenna SP PCB RPC 916MHz SMT



TE Part #ANT-916-USP  
Antenna uSP PCB RPC 916MHz SMT



TE Part #EXC902TN  
DUCK,EXC,902-960MHz,1/4W TNCM,  
4 INCH

## Documents

### Product Drawings

#### CAD Files

[3D PDF](#)

[3D](#)

#### Customer View Model

[ENG\\_CVM\\_CVM\\_174045-2\\_K.2d\\_dxf.zip](#)

English

Customer View Model





[ENG\\_CVM\\_CVM\\_174045-2\\_K.3d\\_igs.zip](#)

English

**Customer View Model**

[ENG\\_CVM\\_CVM\\_174045-2\\_K.3d\\_stp.zip](#)

English

By downloading the CAD file I accept and agree to the [Terms and Conditions](#) of use.

---

### Datasheets & Catalog Pages

**MULTILOCK Connector System**

English

---

### Product Specifications

**Crimping .040 Series, Receptacle Contact**

Japanese

**Application Specification**

Japanese

**Application Specification**

English

**Crimping .040 Series Rec Contact for CAVUS Wires**

English

---

### Product Environmental Compliance

**MD\_174045-2\_091920172230\_dmtec**

English

**MD\_174045-2\_091920172230\_dmtec**

English

---

### Instruction Sheets

**Instruction Sheet (non U.S.)**

English

**040 SERIES MULTI-LOCK CONNECTOR**

English