

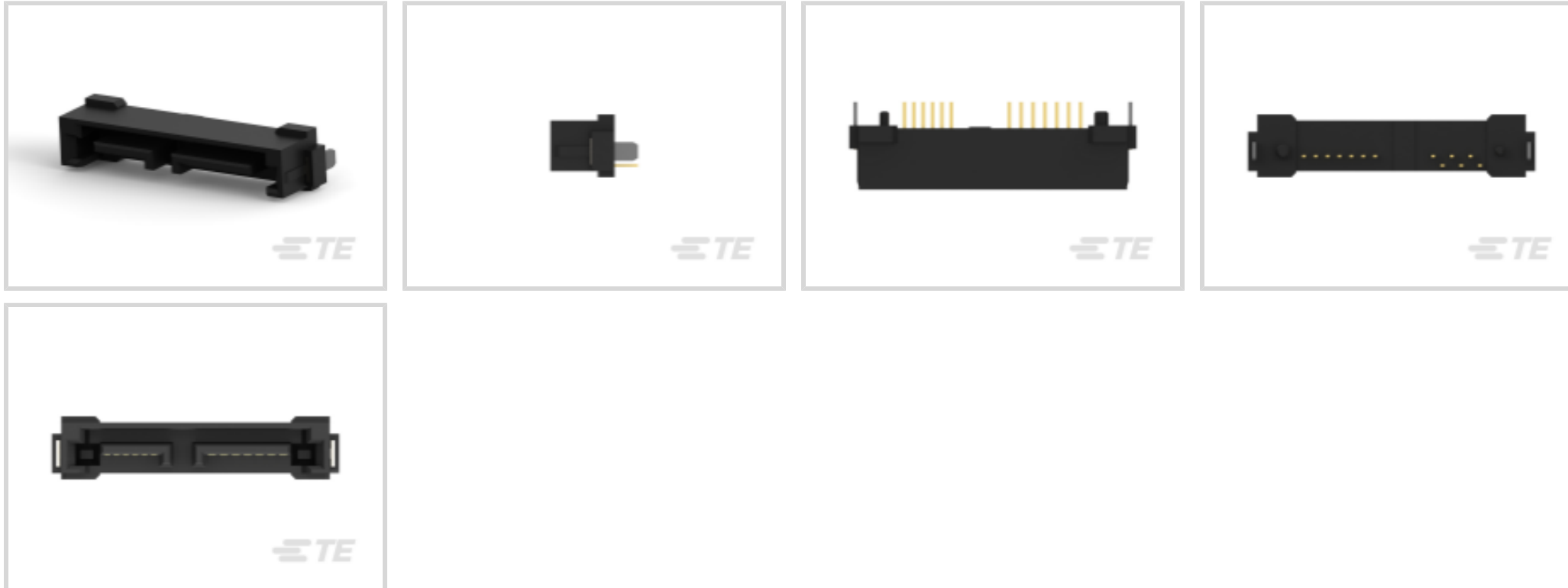


TE Internal #: 1735574-3

SATA, Plug, Cable-to-Board, 13 Position, 6P + 7P, Slimline Profile, Vertical, Through Hole - Solder, 1 Row, 2 Port, Top

[View on TE.com >](#)

Connectors > Audio & Video Connectors > SATA & Micro SATA



SATA Connector Type: **SATA**

Connector & Housing Type: **Plug**

Connector System: **Cable-to-Board**

Number of Positions: **13**

Contact Configuration: **6P + 7P**

## Features

### Product Type Features

SATA Connector Type	SATA
Connector & Housing Type	Plug
Connector System	Cable-to-Board
Connector & Contact Terminates To	Printed Circuit Board

### Configuration Features

Number of Positions	13
PCB Mount Orientation	Vertical
Number of Rows	1
Number of Ports	2

### Body Features

Connector Profile	Slimline
-------------------	----------

### Contact Features

Contact Mating Area Plating Material Thickness	.76 $\mu$ m[30 $\mu$ in]
Contact Mating Area Plating Material	Gold
PCB Contact Termination Area Plating Material	Tin



Contact Base Material	Copper Alloy
-----------------------	--------------

Contact Configuration	6P + 7P
-----------------------	---------

Contact Current Rating (Max)	1.5 A
------------------------------	-------

#### Termination Features

Termination Post & Tail Length	2.5 mm[.098 in]
--------------------------------	-----------------

Termination Method to Printed Circuit Board	Through Hole - Solder
---	-----------------------

#### Mechanical Attachment

PCB Mount Retention Feature Length	2.5 mm[.098 in]
------------------------------------	-----------------

Mating Alignment Type	Polarization
-----------------------	--------------

PCB Mount Retention	With
---------------------	------

PCB Mount Retention Type	Solder Peg
--------------------------	------------

PCB Mount Location	Top
--------------------	-----

Connector Mounting Type	Board Mount
-------------------------	-------------

#### Housing Features

Housing Material	Thermoplastic
------------------	---------------

Housing Color	Black
---------------	-------

Centerline (Pitch)	1 mm, 1.27 mm[.039 in][.05 in]
--------------------	--------------------------------

#### Dimensions

PCB Thickness (Recommended)	1.2 mm[.048 in]
-----------------------------	-----------------

Profile Height from PCB	6.85 mm[.27 in]
-------------------------	-----------------

#### Usage Conditions

Operating Temperature Range	-40 – 85 °C[-40 – 185 °F]
-----------------------------	---------------------------

#### Operation/Application

Circuit Application	Power & Signal
---------------------	----------------

#### Industry Standards

UL Flammability Rating	UL 94V-0
------------------------	----------

#### Packaging Features

Packaging Quantity	300
--------------------	-----

Packaging Method	Loose Piece
------------------	-------------

#### Product Compliance

[For compliance documentation, visit the product page on TE.com>](#)



EU RoHS Directive 2011/65/EU	Compliant
EU ELV Directive 2000/53/EC	Compliant
China RoHS 2 Directive MIIT Order No 32, 2016	No Restricted Materials Above Threshold
EU REACH Regulation (EC) No. 1907/2006	Current ECHA Candidate List: JUNE 2023 (235) Candidate List Declared Against: JAN 2022 (223) Does not contain REACH SVHC
Halogen Content	Low Halogen - Br, Cl, F, I < 900 ppm per homogenous material. Also BFR/CFR/PVC Free
Solder Process Capability	Reflow solder capable to 260°C

Product Compliance Disclaimer

This information is provided based on reasonable inquiry of our suppliers and represents our current actual knowledge based on the information they provided. This information is subject to change. The part numbers that TE has identified as EU RoHS compliant have a maximum concentration of 0.1% by weight in homogenous materials for lead, hexavalent chromium, mercury, PBB, PBDE, DBP, BBP, DEHP, DIBP, and 0.01% for cadmium, or qualify for an exemption to these limits as defined in the Annexes of Directive 2011/65/EU (RoHS2). Finished electrical and electronic equipment products will be CE marked as required by Directive 2011/65/EU. Components may not be CE marked. Additionally, the part numbers that TE has identified as EU ELV compliant have a maximum concentration of 0.1% by weight in homogenous materials for lead, hexavalent chromium, and mercury, and 0.01% for cadmium, or qualify for an exemption to these limits as defined in the Annexes of Directive 2000/53/EC (ELV). Regarding the REACH Regulation, the information TE provides on SVHC in articles for this part number is based on the latest European Chemicals Agency (ECHA) 'Guidance on requirements for substances in articles' posted at this URL: <https://echa.europa.eu/guidance-documents/guidance-on-reach>

## Compatible Parts



TE Part # 1-1735413-1  
Assembly Slimline SATA Receptacle  
7P+6P

## Customers Also Bought



TE Part #5747840-2  
HD-20 PLUG RA .318 FMS BD-LK





TE Part #1478762-9  
METAL BACKSHELL 9 WAY TOP E



TE Part #2-520084-2  
ULTRAFast 110 ASSY REC 22-18  
TPBR LP



TE Part #2-84953-8  
1MM FPC HORZ.TOP CONT.ASSY 28P



## Documents

### Product Drawings

[Assembly Slimline SATA Plug Vertical, TH](#)

English

### CAD Files

[3D PDF](#)

3D

[Customer View Model](#)

[ENG\\_CVM\\_CVM\\_1735574-3\\_A.2d\\_dxf.zip](#)

English

[Customer View Model](#)

[ENG\\_CVM\\_CVM\\_1735574-3\\_A.3d\\_igs.zip](#)

English

[Customer View Model](#)

[ENG\\_CVM\\_CVM\\_1735574-3\\_A.3d\\_stp.zip](#)

English

By downloading the CAD file I accept and agree to the [Terms and Conditions](#) of use.

### Product Specifications

[Product Specification](#)

English

[Product Specification](#)

English

### Agency Approvals

[UL Report](#)

English

1735574-3

SATA, Plug, Cable-to-Board, 13 Position, 6P + 7P, Slimline Profile, Vertical, Through Hole - Solder, 1 Row, 2 Port, Top

