

1718760-2 ✓ ACTIVE

AMP | MCON Interconnection System

TE Internal #: 1718760-2

Automotive Terminals, Tab, Mating Tab Width 1.2 mm [.047 in], Tab

Thickness .6 mm [.024 in], 20 – 18 AWG Wire Size, MCON

Interconnection System

[View on TE.com >](#)



Terminals & Splices > Automotive Terminals > MCON Receptacle and Tab



Terminal Type: **Tab**

Mating Tab Width: **1.2 mm [.047 in]**

Mating Tab Thickness: **.6 mm [.024 in]**

Terminal Transmits: **0 – 24 A (Low Power)**

Wire Size: **20 – 18 AWG**

[All MCON Receptacle and Tab \(103\)](#)

Features

Product Type Features

Receptacle Style	180°
Sealable	Yes
Primary Locking Feature	Locking Lance

Body Features

Terminal Seal Type	Single Wire Seal (SWS)
--------------------	------------------------

Contact Features

Contact Size	1.15mm
Contact Fabrication	Stamped & Formed
Wire Contact Termination Area Plating Material	Tin
Typical Current Rating	10 A
Crimp Type	F-Crimp
Terminal Type	Tab
Mating Tab Width	1.2 mm [.047 in]
Mating Tab Thickness	.6 mm [.024 in]
Interface Plating	Gold (Au)

Termination Features

Termination Method to Wire & Cable	Crimp
------------------------------------	-------



Product Terminates To	Wire
-----------------------	------

Dimensions

Compatible Insulation Diameter Range	1.3 – 1.9 mm [.051 – .074 in]
Wire Size	.5 – .75 mm ²
Wire Size Search	18 AWG, 19 AWG, 20 AWG

Usage Conditions

Insulation Option	Uninsulated
Operating Temperature (Max)	80 °C, 85 °C, 90 °C, 100 °C, 105 °C, 110 °C, 120 °C, 125 °C, 130 °C, 140 °C, 145 °C, 150 °C [176 °F][185 °F][194 °F][212 °F][221 °F][230 °F][248 °F][257 °F][266 °F][284 °F][293 °F][302 °F]
Operating Temperature Range	-40 – 150 °C [-40 – 302 °F]

Operation/Application

Compatible With Wire Base Material	Copper
------------------------------------	--------

Industry Standards

Agency/Standard	LV214
-----------------	-------

Packaging Features

Packaging Quantity	6000
Packaging Method	Reel

Other

Terminal Transmits	0 – 24 A (Low Power)
--------------------	----------------------

Product Compliance

[For compliance documentation, visit the product page on TE.com>](#)

EU RoHS Directive 2011/65/EU	Compliant
EU ELV Directive 2000/53/EC	Compliant
China RoHS 2 Directive MIIT Order No 32, 2016	No Restricted Materials Above Threshold
EU REACH Regulation (EC) No. 1907/2006	Current ECHA Candidate List: JUNE 2023 (235) Candidate List Declared Against: JUNE 2023 (235) Does not contain REACH SVHC
Halogen Content	Low Halogen - Br, Cl, F, I < 900 ppm per homogenous material. Also BFR/CFR/PVC

Free

Solder Process Capability

Not applicable for solder process capability

Product Compliance Disclaimer


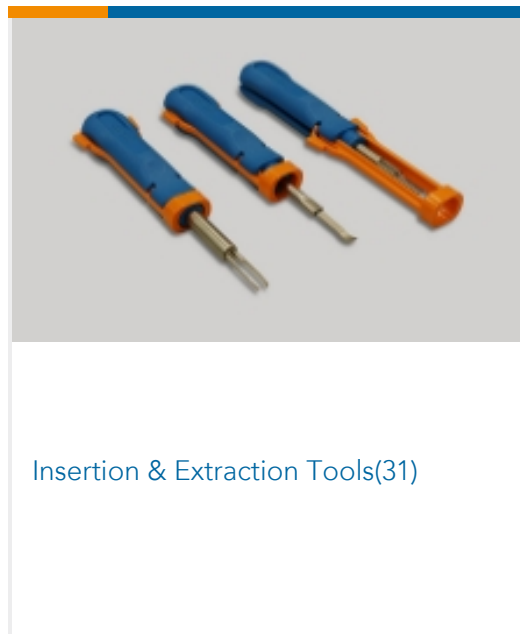

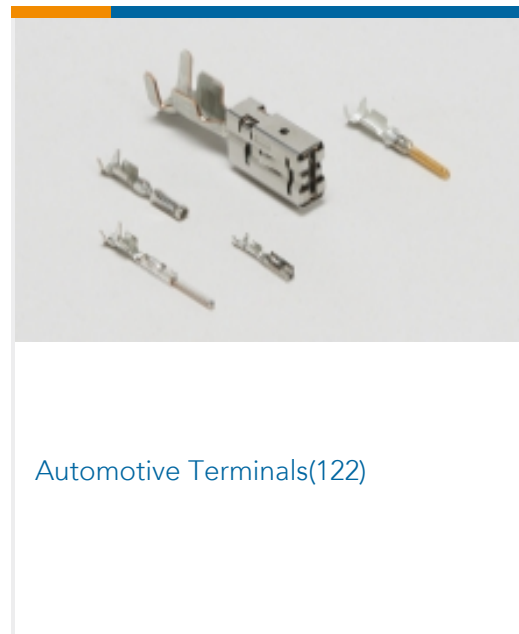
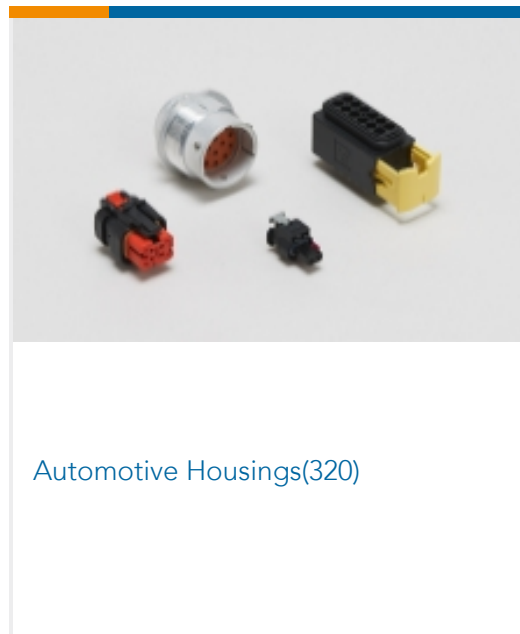

This information is provided based on reasonable inquiry of our suppliers and represents our current actual knowledge based on the information they provided. This information is subject to change. The part numbers that TE has identified as EU RoHS compliant have a maximum concentration of 0.1% by weight in homogenous materials for lead, hexavalent chromium, mercury, PBB, PBDE, DBP, BBP, DEHP, DIBP, and 0.01% for cadmium, or qualify for an exemption to these limits as defined in the Annexes of Directive 2011/65/EU (RoHS2). Finished electrical and electronic equipment products will be CE marked as required by Directive 2011/65/EU. Components may not be CE marked. Additionally, the part numbers that TE has identified as EU ELV compliant have a maximum concentration of 0.1% by weight in homogenous materials for lead, hexavalent chromium, and mercury, and 0.01% for cadmium, or qualify for an exemption to these limits as defined in the Annexes of Directive 2000/53/EC (ELV). Regarding the REACH Regulation, the information TE provides on SVHC in articles for this part number is based on the latest European Chemicals Agency (ECHA) 'Guidance on requirements for substances in articles' posted at this URL: <https://echa.europa.eu/guidance-documents/guidance-on-reach>

Compatible Parts

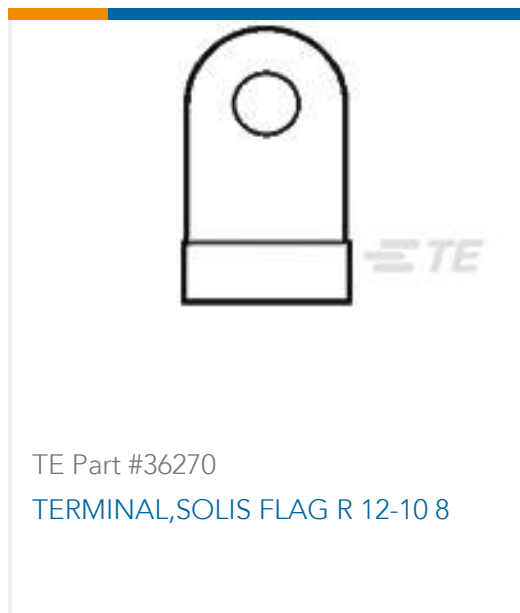
 <p>TE Part # 5-1579007-3 EXTRACTION TOOL</p>	 <p>TE Part # 2-1703494-1 3POS, MCON 1.2 LL TAB SEALED COD B</p>	 <p>TE Part # 1-1703494-1 3POS, MCON 1.2 LL TAB SEALED COD A</p>	 <p>TE Part # 1-2141324-1 6POS, MCON 1.2 LL TAB SEALED COD A</p>
 <p>TE Part # 1-1703494-4 3POS, MCON 1.2 LL TAB SEALED COD A</p>	 <p>TE Part # 1-1703498-4 2POS, MCON 1.2 LL TAB SEALED COD A</p>	 <p>TE Part # 964972-1 EINZELLEITERDICHTNG</p>	 <p>TE Part # 967056-1 MQS BLINDSTOPFEN4MM</p>
 <p>TE Part # 967067-1 MQS SGL WIRE SEAL</p>	 <p>TE Part # 967067-2 MQS EINZELLEITDICHT</p>	 <p>TE Part # 2305570-1 Strip Terminal Cutter-Side Feed-No Crimp</p>	 <p>TE Part # 7-1452668-2 MCON 1.2 LL REC SWS AU</p>

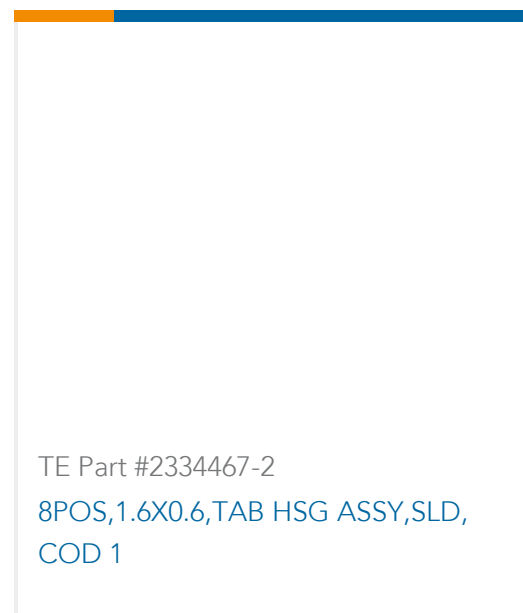


Also in the Series | MCON Interconnection System



Customers Also Bought





Documents

Product Drawings

MCON 1.2 LL TAB SWS AU

English

CAD Files

Customer View Model

[ENG_CVM_CVM_1718760-2_B.2d_dxf.zip](#)

English

3D PDF

3D

Customer View Model

[ENG_CVM_CVM_1718760-2_B.3d_igs.zip](#)

English

Customer View Model

[ENG_CVM_CVM_1718760-2_B.3d_stp.zip](#)

English

By downloading the CAD file I accept and agree to the [Terms and Conditions](#) of use.

Datasheets & Catalog Pages

MCON Interconnection System

English

Product Specifications

Application Specification

English

Application Specification

English

1718760-2

Automotive Terminals, Tab, Mating Tab Width 1.2 mm [.047 in], Tab Thickness .6 mm [.024 in], 20 – 18 AWG Wire Size, MCON Interconnection System

