



TE Internal #: 170376-1

Connector Contact, Pin, Wire-to-Board / Wire-to-Wire, 26 – 20

AWG Wire Size, .12 – .5 mm² Wire Size, Tin, Strip, Wire & Cable, 2

A, Signal

[View on TE.com >](#)

Connectors > PCB Connectors > Wire-to-Board Connectors > Wire-to-Board Connector Contacts



Contact Type: **Pin**

Connector System: **Wire-to-Board, Wire-to-Wire**

Wire Size: **.12 – .5 mm²**

Contact Mating Area Plating Material: **Tin**

Features

Product Type Features

Connector System	Wire-to-Board, Wire-to-Wire
Connector & Contact Terminates To	Wire & Cable

Contact Features

Mating Tab Width	.64 mm[.025 in]
Mating Tab Thickness	.7 mm[.03 in]
Wire Contact Termination Area Plating Material	Pre-Tin
Contact Base Material	Brass
Contact Type	Pin
Contact Mating Area Plating Material	Tin
Contact Current Rating (Max)	2 A

Termination Features

Termination Method to Wire & Cable	Crimp
------------------------------------	-------

Mechanical Attachment

Wire Insulation Support	With
Connector Mounting Type	Cable Mount (Free-Hanging)

Dimensions

Compatible Insulation Diameter Range	1.09 – 1.91 mm [.043 – .075 in]
Wire Size	.12 – .5 mm ²

Usage Conditions

Operating Temperature Range	-20 – 105 °C [-4 – 221 °F]
-----------------------------	----------------------------

Operation/Application

Circuit Application	Signal
---------------------	--------

Packaging Features

Packaging Quantity	15000
Packaging Method	Strip

Product Compliance





















[For compliance documentation, visit the product page on TE.com>](#)

EU RoHS Directive 2011/65/EU	Compliant
EU ELV Directive 2000/53/EC	Compliant
China RoHS 2 Directive MIIT Order No 32, 2016	No Restricted Materials Above Threshold
EU REACH Regulation (EC) No. 1907/2006	Current ECHA Candidate List: JUNE 2023 (235) Candidate List Declared Against: JUNE 2023 (235) Does not contain REACH SVHC
Halogen Content	Low Halogen - Br, Cl, F, I < 900 ppm per homogenous material. Also BFR/CFR/PVC Free
Solder Process Capability	Not applicable for solder process capability

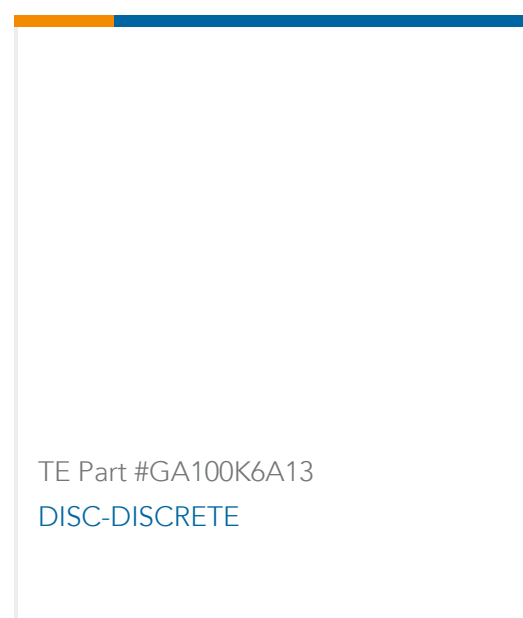
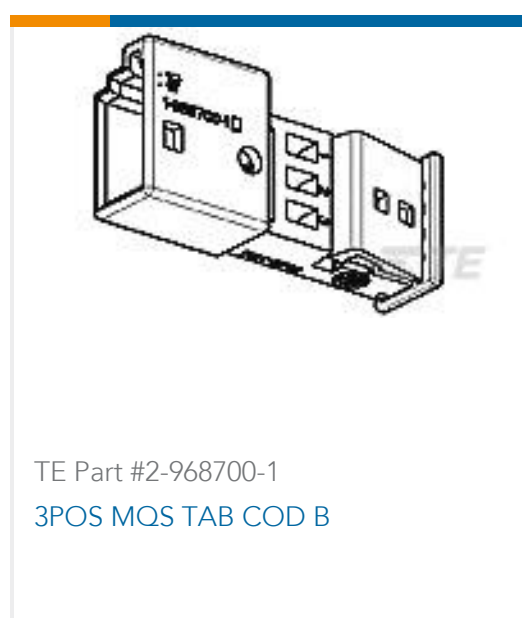
Product Compliance Disclaimer

This information is provided based on reasonable inquiry of our suppliers and represents our current actual knowledge based on the information they provided. This information is subject to change. The part numbers that TE has identified as EU RoHS compliant have a maximum concentration of 0.1% by weight in homogenous materials for lead, hexavalent chromium, mercury, PBB, PBDE, DBP, BBP, DEHP, DIBP, and 0.01% for cadmium, or qualify for an exemption to these limits as defined in the Annexes of Directive 2011/65/EU (RoHS2). Finished electrical and electronic equipment products will be CE marked as required by Directive 2011/65/EU. Components may not be CE marked. Additionally, the part numbers that TE has identified as EU ELV compliant have a maximum concentration of 0.1% by weight in homogenous materials for lead, hexavalent chromium, and mercury, and 0.01% for cadmium, or qualify for an exemption to these limits as defined in the Annexes of Directive 2000/53/EC (ELV). Regarding the REACH Regulation, the information TE provides on SVHC in articles for this part number is based on the latest European Chemicals Agency (ECHA) 'Guidance on requirements for substances in articles' posted at this URL: <https://echa.europa.eu/guidance-documents/guidance-on-reach>

Compatible Parts

 <p>TE Part # 172213-8 8P EI HSG PANEL-MOUNT</p>	 <p>TE Part # 172211-4 EIS CAP HSG FREE HANG 4P NATUTURAL</p>	 <p>TE Part # 172213-5 EIS CAP HSG PANEL MOUNT 5P NATUTURAL</p>	 <p>TE Part # 172211-8 8P CAP HSG FREE HABG EI S CONN</p>
 <p>TE Part # 172213-3 EIS CAP HSG PANEL MOUNT 3P NATUTURAL</p>	 <p>TE Part # 172211-6 EIS CAP HSG FREE HANG 6P NATUTURAL</p>	 <p>TE Part # 172213-4 EIS CAP HSG PANEL MOUNT 4P NATUTURAL</p>	 <p>TE Part # 172213-2 EIS CAP HSG PANEL MOUNT 2P NATUTURAL</p>
 <p>TE Part # 172211-3 EIS CAP HSG FREE HANG 3P NATUTURAL</p>	 <p>TE Part # 172211-2 EIS CAP HSG FREE HANG 2P NATUTURAL</p>	 <p>TE Part # 1-172211-0 10P CAP HSG F/H EI S CONN.</p>	 <p>TE Part # 1-172211-2 12P CAP HSG F/H EI S CONN.</p>
 <p>TE Part # 172213-7 EIS CAP HSG PANEL MOUNT 7P NATUTURAL</p>	 <p>TE Part # 2305570-1 Strip Terminal Cutter-Side Feed-No Crimp</p>	 <p>TE Part # 172211-5 EIS CAP HSG FREE HANG 5P NATUTURAL</p>	 <p>TE Part # 172213-6 EIS CAP HSG PANEL MOUNT 6P NATUTURAL</p>
 <p>TE Part # 91566-1 CCII EI SERIES PIN 26-20 ASSY</p>	 <p>TE Part # 724762-1 EI EXT TOOL</p>	 <p>TE Part # 172212-5 E.I. 5P CAP F.H.SONY TYPE</p>	 <p>TE Part # 172212-6 E.I. 6P CAP F.H.SONY TYPE</p>

Customers Also Bought



Documents

Product Drawings

AMP EI PIN CONTACT

English

CAD Files

3D PDF

3D

Customer View Model

[ENG_CVM_CVM_170376-1_C.2d_dxf.zip](#)

English

Customer View Model

[ENG_CVM_CVM_170376-1_C.3d_igs.zip](#)

English

Customer View Model

[ENG_CVM_CVM_170376-1_C.3d_stp.zip](#)

English

By downloading the CAD file I accept and agree to the [Terms and Conditions](#) of use.

Datasheets & Catalog Pages



[1-1773972-5_EIS_Connectors_Brochure](#)

English

Product Specifications

[Crimping of AMP EI Series Connector Contacts](#)

Japanese

Application Specification

Japanese

Product Environmental Compliance

[MD_170376-1_02272019126_dmtec](#)

English

[MD_170376-1_02272019126_dmtec](#)

English

Instruction Sheets

[Instruction Sheet \(non U.S.\)](#)

English

[Extraction Tool For AMP EI Series Cap Housing](#)

English