

170313-1 ✓ ACTIVE

TE Internal #: 170313-1

Connector Contact, Hermaphroditic, Wire-to-Board, 24 – 20 AWG

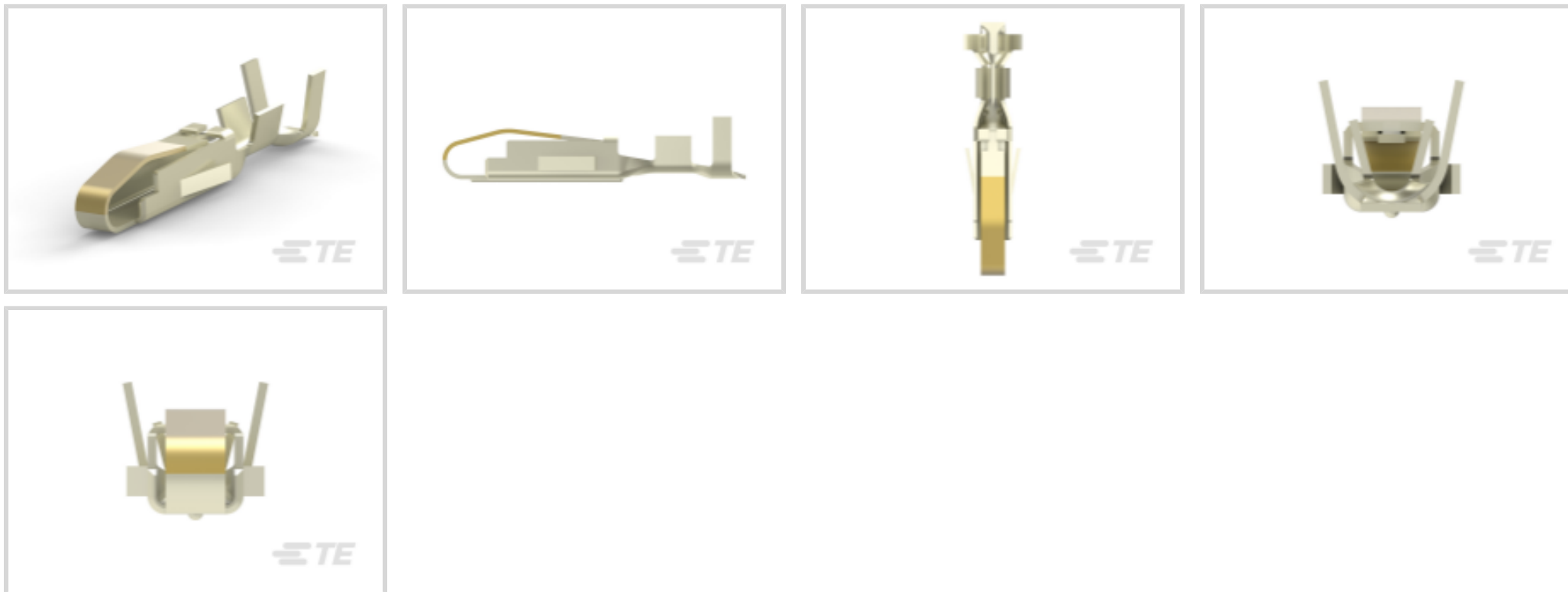
Wire Size, 394.71 – 986.76 CMA Wire Size, .2 – .5 mm<sup>2</sup> Wire Size,

Gold, Reel

[View on TE.com >](#)



Connectors > PCB Connectors > Wire-to-Board Connectors > Wire-to-Board Connector Contacts



Contact Type: **Hermaphroditic**

Connector System: **Wire-to-Board**

Wire Size: **.2 – .5 mm<sup>2</sup>**

## Features

### Product Type Features

Connector System	Wire-to-Board
Connector & Contact Terminates To	Wire & Cable

### Electrical Characteristics

Dielectric Withstanding Voltage (Max)	2000 VAC
Insulation Resistance	5000 MΩ
Operating Voltage	30 VAC

### Contact Features

Contact Retention Within Housing	With
Mating Tab Width	3 mm[.118 in]
Mating Tab Thickness	.65 mm[.025 in]
Contact Underplating Material Thickness	.3 μm[11.81 μin]
Wire Contact Termination Area Plating Material	Gold
Contact Mating Area Plating Material Thickness	.08 μm[3.149 μin]
Contact Length	21 mm[.827 in]
Contact Underplating Material	Nickel
Contact Base Material	Phosphor Bronze



Contact Type	Hermaphroditic
--------------	----------------

Contact Mating Area Plating Material	Gold
--------------------------------------	------

Contact Current Rating (Max)	7 A
------------------------------	-----

### Termination Features

Termination Method to Wire & Cable	Crimp
------------------------------------	-------

### Mechanical Attachment

Contact Retention Type Within Housing	Locking Lance
---------------------------------------	---------------

Connector Mounting Type	Cable Mount (Free-Hanging)
-------------------------	----------------------------

### Dimensions

Compatible Insulation Diameter Range	1.5 – 1.95 mm [.059 – .077 in]
--------------------------------------	--------------------------------

Wire Size	.2 – .5 mm <sup>2</sup>
-----------	-------------------------

### Usage Conditions

Operating Temperature Range	-30 – 105 °C [-22 – 221 °F]
-----------------------------	-----------------------------

### Operation/Application

Circuit Application	Signal
---------------------	--------

### Packaging Features

Packaging Quantity	1000
--------------------	------

Packaging Method	Reel
------------------	------

## Product Compliance

[For compliance documentation, visit the product page on TE.com>](#)

EU RoHS Directive 2011/65/EU	Compliant
------------------------------	-----------

EU ELV Directive 2000/53/EC	Compliant
-----------------------------	-----------

China RoHS 2 Directive MIIT Order No 32, 2016	No Restricted Materials Above Threshold
---	---

EU REACH Regulation (EC) No. 1907/2006	Current ECHA Candidate List: JUNE 2023 (235) Candidate List Declared Against: JUNE 2023 (235) Does not contain REACH SVHC
--	---

Halogen Content	Low Halogen - Br, Cl, F, I < 900 ppm per homogenous material. Also BFR/CFR/PVC Free
-----------------	---

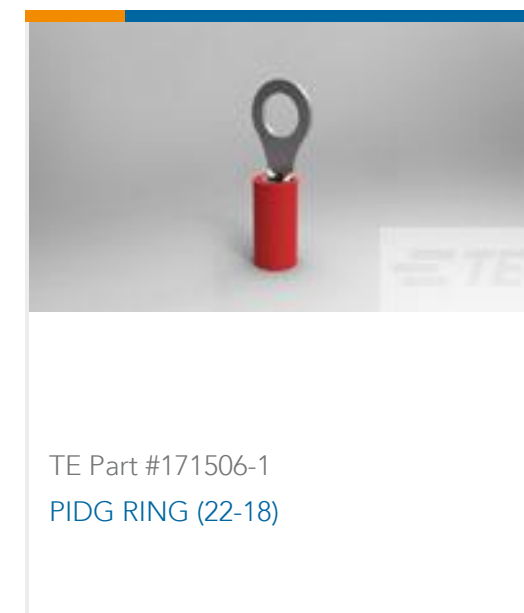
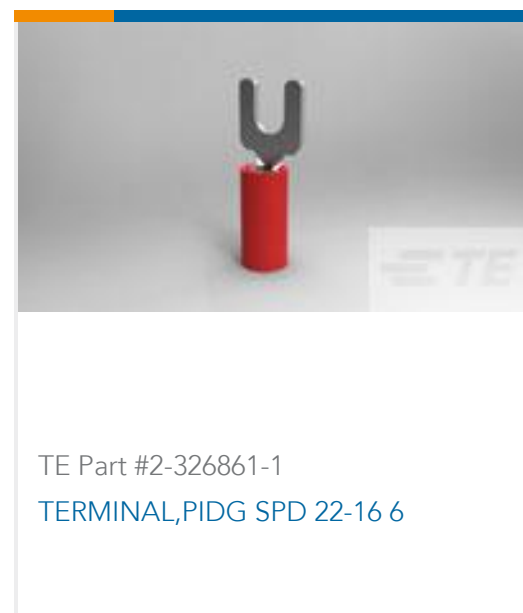
Solder Process Capability	Not applicable for solder process capability
---------------------------	--

This information is provided based on reasonable inquiry of our suppliers and represents our current actual knowledge based on the information they provided. This information is subject to change. The part numbers that TE has identified as EU RoHS compliant have a maximum concentration of 0.1% by weight in homogenous materials for lead, hexavalent chromium, mercury, PBB, PBDE, DBP, BBP, DEHP, DIBP, and 0.01% for cadmium, or qualify for an exemption to these limits as defined in the Annexes of Directive 2011/65/EU (RoHS2). Finished electrical and electronic equipment products will be CE marked as required by Directive 2011/65/EU. Components may not be CE marked. Additionally, the part numbers that TE has identified as EU ELV compliant have a maximum concentration of 0.1% by weight in homogenous materials for lead, hexavalent chromium, and mercury, and 0.01% for cadmium, or qualify for an exemption to these limits as defined in the Annexes of Directive 2000/53/EC (ELV). Regarding the REACH Regulation, the information TE provides on SVHC in articles for this part number is based on the latest European Chemicals Agency (ECHA) 'Guidance on requirements for substances in articles' posted at this URL: <https://echa.europa.eu/guidance-documents/guidance-on-reach>

## Compatible Parts



## Customers Also Bought



## Documents

**Product Drawings**  
**DRAWER CONN.CONTACT**

Japanese

**CAD Files**  
**3D PDF**



English

**Customer View Model**

[ENG\\_CVM\\_170313-1\\_B.2d\\_dxf.zip](#)

English

**Customer View Model**

[ENG\\_CVM\\_170313-1\\_B.3d\\_igs.zip](#)

English

**Customer View Model**

[ENG\\_CVM\\_170313-1\\_B.3d\\_stp.zip](#)

English

By downloading the CAD file I accept and agree to the [Terms and Conditions](#) of use.

---

### Datasheets & Catalog Pages

[POWER\\_CONNECTORS\\_CATALOG\\_SEC02\\_CABLE\\_MOUNTED](#)

English

[Low Power Drawer Connectors QRG](#)

English

---

### Product Specifications

[Crimping Drawer Connector Contacts](#)

English

[Application Specification](#)

English

---

### Product Environmental Compliance

[Product Compliance](#)

English

[Product Compliance](#)

English