



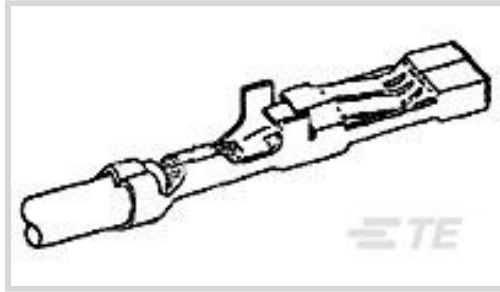
AMP

TE Internal #: 170286-1

Automotive Terminals, Receptacle, 20 – 14 AWG Wire Size, .5 – 2.27 mm² Wire Size, Tin (Sn) Interface Plating, Terminates To Wire

[View on TE.com >](#)

Terminals & Splices > Automotive Terminals



Terminal Type: **Receptacle**

Terminal Transmits: **0 – 24 A (Low Power)**

Wire Size: **.5 – 2.27 mm²**

Sealable: **No**

Features

Product Type Features

Receptacle Style	180°
Sealable	No

Contact Features

Contact Size	3mm
Contact Fabrication	Stamped & Formed
Wire Contact Termination Area Plating Material	Tin
Crimp Type	F-Crimp
Terminal Type	Receptacle
Interface Plating	Tin (Sn)

Termination Features

Termination Method to Wire & Cable	Crimp
Product Terminates To	Wire

Dimensions

Compatible Insulation Diameter Range	2.16 – 3.43 mm [.085 – .135 in]
Wire Size	.5 – 2.27 mm ²
Wire Size Search	14 AWG, 15 AWG, 16 AWG, 17 AWG, 18 AWG, 19 AWG, 20 AWG

Usage Conditions

Insulation Option	Uninsulated
Operating Temperature (Max)	80 °C, 85 °C, 90 °C, 100 °C, 105 °C [176 °F]



[185 °F][194 °F][212 °F][221 °F]

Operating Temperature Range

-30 – 105 °C[-22 – 221 °F]

Packaging Features

Packaging Quantity

3500

Packaging Method

Reel

Other

Terminal Transmits

0 – 24 A (Low Power)

Product Compliance

For compliance documentation, visit the product page on [TE.com](https://www.te.com)>

EU RoHS Directive 2011/65/EU

Compliant

EU ELV Directive 2000/53/EC

Compliant

China RoHS 2 Directive MIIT Order No 32, 2016

No Restricted Materials Above Threshold

EU REACH Regulation (EC) No. 1907/2006

Current ECHA Candidate List: JUNE 2023 (235)
 Candidate List Declared Against: JUNE 2023 (235)
 Does not contain REACH SVHC

Halogen Content

Low Halogen - Br, Cl, F, I < 900 ppm per homogenous material. Also BFR/CFR/PVC Free

Solder Process Capability

Not applicable for solder process capability

Product Compliance Disclaimer

This information is provided based on reasonable inquiry of our suppliers and represents our current actual knowledge based on the information they provided. This information is subject to change. The part numbers that TE has identified as EU RoHS compliant have a maximum concentration of 0.1% by weight in homogenous materials for lead, hexavalent chromium, mercury, PBB, PBDE, DBP, BBP, DEHP, DIBP, and 0.01% for cadmium, or qualify for an exemption to these limits as defined in the Annexes of Directive 2011/65/EU (RoHS2). Finished electrical and electronic equipment products will be CE marked as required by Directive 2011/65/EU. Components may not be CE marked. Additionally, the part numbers that TE has identified as EU ELV compliant have a maximum concentration of 0.1% by weight in homogenous materials for lead, hexavalent chromium, and mercury, and 0.01% for cadmium, or qualify for an exemption to these limits as defined in the Annexes of Directive 2000/53/EC (ELV). Regarding the REACH Regulation, the information TE provides on SVHC in articles for this part number is based on the latest European Chemicals Agency (ECHA) 'Guidance on requirements for substances in articles' posted at this URL: <https://echa.europa.eu/guidance-documents/guidance-on-reach>

Compatible Parts




TE Part # 2305570-1
Strip Terminal Cutter-Side Feed-No Crimp



TE Part # 723735-1
MIC EXT TOOL



TE Part # 171354-1
17 CIR MIC PLUG HSG



TE Part # 170308-3
TAB WITH LANCE FOR M.I.C.



TE Part # 91589-1
CCII MIC REC TAB 20-14 ASSY



TE Part # 2-2151206-1
OCEAN_2.0_Applicator-S-090F140F



TE Part # 2-2151206-2
OCEAN_2.0_Applicator-S-090F140FA



TE Part # 2151206-1
OCEAN_2.0_Applicator-S-090F140F



TE Part # 2151206-2
OCEAN_2.0_Applicator-S-090F140FA




TE Part # 7-2151206-1
OCEAN_2.0_Applicator-S-090F140F




TE Part # 7-2151206-2
OCEAN_2.0_Applicator-S-090F140FA




TE Part # 7-2151206-7
OCEAN_2.0_SPARE_PART_KIT-090F140F



TE Part # 172025-1
MIC PLUG HSG 7 POS



TE Part # 171892-1
9CIR MIC PLUG HSG



TE Part # 172024-1
MIC HOUSING NATL


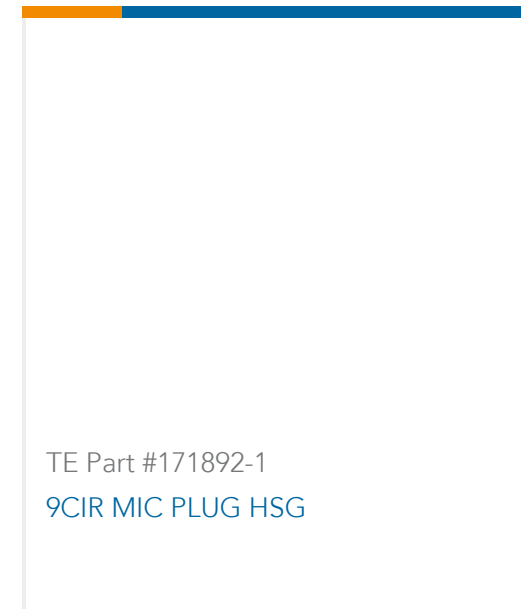
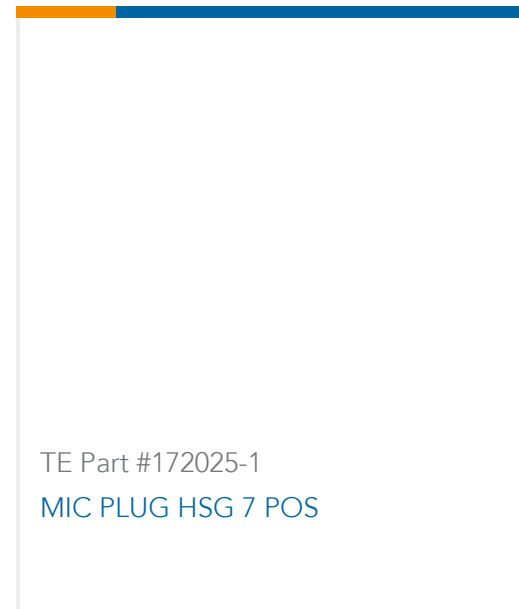
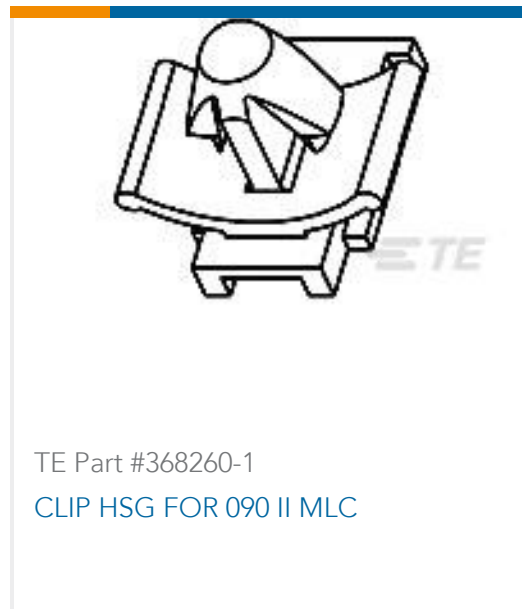



TE Part # 172026-2
MIC PLUG 5P



TE Part # 172025-2
7P MIC PLUG HSG (BLACK)

Customers Also Bought



Documents

Product Drawings

MIC REC CONTACT

English

CAD Files

Customer View Model

[ENG_CVM_170286-1_E1.3d_igs.zip](#)

English

Customer View Model

[ENG_CVM_170286-1_E1.3d_stp.zip](#)

English

Customer View Model

[ENG_CVM_170286-1_E1.2d_dxf.zip](#)

English

3D PDF

English

By downloading the CAD file I accept and agree to the [Terms and Conditions](#) of use.

Product Specifications



Application Specification

English

Crimping Receptacle Contacts of Multi-Interlock Connector (MIC)

English

Instruction Sheets

Instruction Sheet (non U.S.)

Japanese

AMP EXTRACTION TOOL FOR MULTI-INTERLOCK CONNECTOR P/N 723735-1

Japanese

Agency Approvals

UL

English