

166293-1 ✓ ACTIVE

AMPLIMITE


TE Internal #: 166293-1

D-Sub Connector Contacts, Pin, Contact Size Size 20, Brass, Gold, Crimp, 24 – 20 AWG Wire Size, .2 – .56 mm² Wire Size, Wire & Cable, 2 A, Signal

[View on TE.com >](#)



Connectors > D-Shaped Connectors > D-Sub Connector Contacts > D-Sub Connector Contacts: Pin, Brass, Signal, Size 20



Contact Type: **Pin**

Contact Size: **Size 20**

Contact Base Material: **Brass**

Contact Mating Area Plating Material: **Gold**

Termination Method to Wire & Cable: **Crimp**

[All D-Sub Connector Contacts: Pin, Brass, Signal, Size 20 \(50\)](#)

Features

Product Type Features

Connector & Contact Terminates To	Wire & Cable
-----------------------------------	--------------

Contact Features

Mating Pin Diameter	1 mm
Contact Mating Area Plating Material Thickness	.76 µm
Contact Underplating Material	Nickel
PCB Contact Termination Area Plating Material	Tin
Contact Type	Pin
Contact Size	Size 20
Contact Base Material	Brass
Contact Mating Area Plating Material	Gold
Contact Current Rating (Max)	2 A

Termination Features

--	--



Termination Method to Wire & Cable	Crimp
------------------------------------	-------

Mechanical Attachment

Contact Retention Type Within Housing	Snap-In
---------------------------------------	---------

Wire Insulation Support	With
-------------------------	------

Dimensions

Insulation Diameter (Max)	1.52 mm
---------------------------	---------

Compatible Insulation Diameter Range	1.27 – 1.52 mm [.05 – .06 in]
--------------------------------------	-------------------------------

Wire Size	.2 – .56 mm ²
-----------	--------------------------

Usage Conditions

Operating Temperature Range	-55 – 105 °C [-67 – 221 °F]
-----------------------------	-----------------------------

Operation/Application

Circuit Application	Signal
---------------------	--------

Identification Marking

Contact Color Code	Red
--------------------	-----

Packaging Features

Packaging Quantity	1000
--------------------	------

Packaging Method	Loose Piece
------------------	-------------

Product Compliance

[For compliance documentation, visit the product page on TE.com>](#)

EU RoHS Directive 2011/65/EU	Compliant
------------------------------	-----------

EU ELV Directive 2000/53/EC	Compliant
-----------------------------	-----------

China RoHS 2 Directive MIIT Order No 32, 2016	No Restricted Materials Above Threshold
---	---

EU REACH Regulation (EC) No. 1907/2006	Current ECHA Candidate List: JUNE 2023 (235) Candidate List Declared Against: JUNE 2023 (235) Does not contain REACH SVHC
--	---

Halogen Content	Low Halogen - Br, Cl, F, I < 900 ppm per homogenous material. Also BFR/CFR/PVC Free
-----------------	---

Solder Process Capability	Not applicable for solder process capability
---------------------------	--

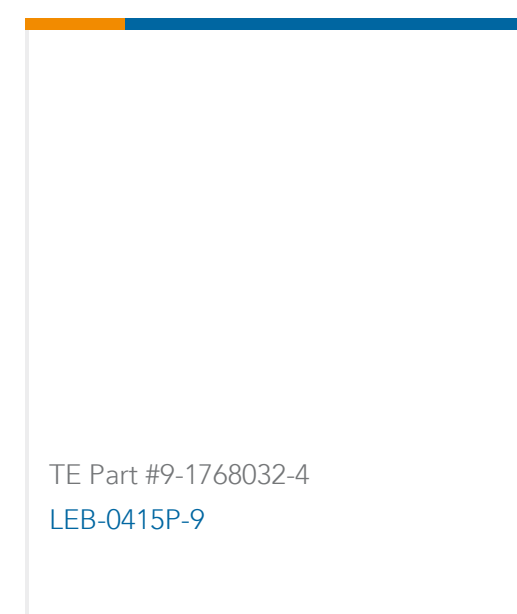
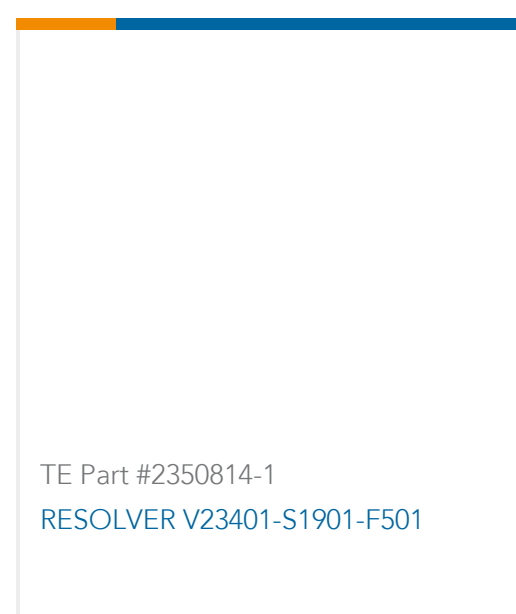
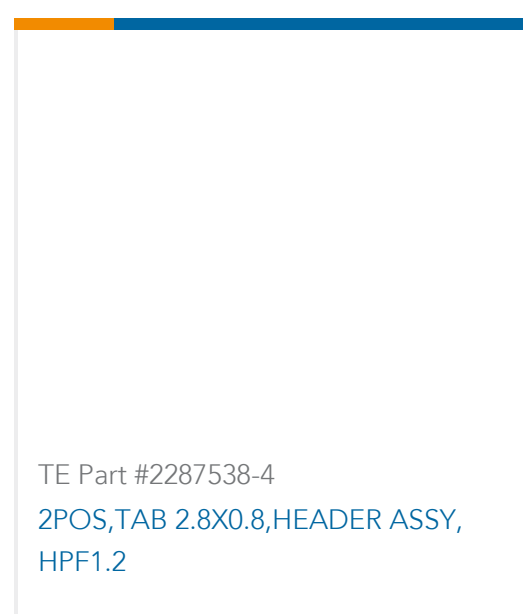
Product Compliance Disclaimer

This information is provided based on reasonable inquiry of our suppliers and represents our current actual knowledge based on the information they provided. This information is subject to change. The part numbers that TE has identified as EU RoHS compliant have a maximum concentration of 0.1% by weight in homogenous materials for lead, hexavalent chromium, mercury, PBB, PBDE, DBP, BBP, DEHP, DIBP, and 0.01% for cadmium, or qualify for an exemption to these limits as defined in the Annexes of Directive 2011/65/EU (RoHS2). Finished electrical and electronic equipment products will be CE marked as required by Directive 2011/65/EU. Components may not be CE marked. Additionally, the part numbers that TE has identified as EU ELV compliant have a maximum concentration of 0.1% by weight in homogenous materials for lead, hexavalent chromium, and mercury, and 0.01% for cadmium, or qualify for an exemption to these limits as defined in the Annexes of Directive 2000/53/EC (ELV). Regarding the REACH Regulation, the information TE provides on SVHC in articles for this part number is based on the latest European Chemicals Agency (ECHA) 'Guidance on requirements for substances in articles' posted at this URL: <https://echa.europa.eu/guidance-documents/guidance-on-reach>

Compatible Parts



Customers Also Bought



Documents

Product Drawings

LP HD20 COSI PIN CONTACT DF; 24-20 AWG

English

CAD Files

Customer View Model



[ENG_CVM_CVM_166293-1_AB.2d_dxf.zip](#)

English

[3D PDF](#)

3D

Customer View Model

[ENG_CVM_CVM_166293-1_AB.3d_igs.zip](#)

English

Customer View Model

[ENG_CVM_CVM_166293-1_AB.3d_stp.zip](#)

English

By downloading the CAD file I accept and agree to the [Terms and Conditions](#) of use.

Datasheets & Catalog Pages

[AMPLIMITE Subminiature D Connectors - Subminiature D Connectors for Cable Mounting](#)

English

[NECTOR_S_LINE_CONNECTOR_BROCHURE](#)

English

Product Specifications

[Application Specification](#)

English

Product Environmental Compliance

[Product Compliance Document](#)

English

[Product Compliance Document](#)

English