

1658624-1 ✓ ACTIVE

AMP-LATCH | AMP-LATCH - NOVO

TE Internal #: 1658624-1

Ribbon Cable Connectors, Wire-to-Board, 10 Position, 2.54 mm [.1 in] Centerline, Vertical, Through Hole - Solder, 2 Row, Receptacle, AMP-LATCH - NOVO

[View on TE.com >](#)



Connectors > PCB Connectors > Wire-to-Board Connectors > FFC, FPC & Ribbon Connectors > Ribbon Cable Connectors



Connector System: **Wire-to-Board**

Number of Positions: **10**

Centerline (Pitch): **2.54 mm [.1 in]**

PCB Mount Retention: **Without**

PCB Mount Orientation: **Vertical**

## Features

### Product Type Features

Ribbon Cable Connector Header Type	Pin Header
Connector Product Type	Connector Assembly
Connector System	Wire-to-Board
Connector & Housing Type	Receptacle
Connector & Contact Terminates To	Wire & Cable

### Configuration Features

Number of Positions	10
PCB Mount Orientation	Vertical
Number of Rows	2

### Electrical Characteristics

Insulation Resistance	5000 MΩ
Operating Voltage	250 VAC

### Body Features

Daisy Chain	Without
-------------	---------



Primary Product Color	Black
Connector Profile	Low

### Contact Features

Mating Square Post Dimension	.64 mm[.025 in]
Mating Pin Diameter	.64 mm[.025 in]
Contact Type	Socket
Wire Contact Termination Area Plating Thickness	1.27 $\mu$ m[50 $\mu$ in]
Wire Contact Termination Area Plating Material	Tin
Contact Mating Area Plating Material Thickness	.76 $\mu$ m[29.92 $\mu$ in]
Contact Mating Area Plating Material	Gold, Gold Flash over Palladium Nickel
Contact Shape & Form	Tuning Fork
Contact Underplating Material	Nickel
Contact Base Material	Phosphor Bronze
Contact Current Rating (Max)	1 A

### Termination Features

Termination Method to Wire & Cable	Insulation Displacement (IDC)
Termination Method to Printed Circuit Board	Through Hole - Solder

### Mechanical Attachment

Mating Alignment	With
PCB Mount Alignment	Without
Panel Mount Feature	Without
PCB Mount Retention	Without
Mating Alignment Type	Polarization
Mating Retention	Without
Connector Mounting Type	Cable Mount (Free-Hanging)

### Housing Features

Housing Material	Thermoplastic
Centerline (Pitch)	2.54 mm[.1 in]

### Dimensions

Connector Length	17.27 mm[.68 in]
Connector Height	15.16 mm[.597 in]
Connector Width	7.49 mm[.295 in]



Wire Size	.08 – .15 mm <sup>2</sup>
Compatible Insulation Diameter Range	.79 – .94 mm [.031 – .037 in]
Row-to-Row Spacing	2.54 mm [.1 in]

### Usage Conditions

Operating Temperature Range	-65 – 105 °C [-85 – 221 °F]
-----------------------------	-----------------------------

### Operation/Application

Circuit Application	Signal
---------------------	--------

### Industry Standards

UL Rating	Recognized
Agency/Standard	CSA, UL
Approved Standards	CSA LR7189, UL E28476
UL Flammability Rating	UL 94V-0

### Packaging Features

Packaging Quantity	50
Packaging Method	Box & Tube, Tube

### Product Compliance

[For compliance documentation, visit the product page on TE.com>](#)





EU RoHS Directive 2011/65/EU	Compliant
EU ELV Directive 2000/53/EC	Compliant
China RoHS 2 Directive MIIT Order No 32, 2016	No Restricted Materials Above Threshold
EU REACH Regulation (EC) No. 1907/2006	Current ECHA Candidate List: JUNE 2023 (235) Candidate List Declared Against: JUNE 2023 (235) Does not contain REACH SVHC
Halogen Content	Not Low Halogen - contains Br or Cl > 900 ppm.
Solder Process Capability	Not applicable for solder process capability

#### Product Compliance Disclaimer

This information is provided based on reasonable inquiry of our suppliers and represents our current actual knowledge based on the information they provided. This information is subject to change. The part numbers that TE has identified as EU RoHS compliant have a maximum concentration of 0.1% by weight in homogenous materials for lead, hexavalent chromium, mercury, PBB, PBDE, DBP, BBP, DEHP, DIBP, and 0.01% for cadmium, or qualify for an exemption to these limits as defined in the Annexes of Directive 2011/65/EU (RoHS2). Finished electrical and electronic equipment products will be CE marked as required by Directive 2011/65/EU. Components may not be CE marked. Additionally, the part numbers that TE has identified as EU ELV compliant have a maximum concentration of 0.1% by weight in homogenous

materials for lead, hexavalent chromium, and mercury, and 0.01% for cadmium, or qualify for an exemption to these limits as defined in the Annexes of Directive 2000/53/EC (ELV). Regarding the REACH Regulation, the information TE provides on SVHC in articles for this part number is based on the latest European Chemicals Agency (ECHA) 'Guidance on requirements for substances in articles' posted at this URL: <https://echa.europa.eu/guidance-documents/guidance-on-reach>

## Compatible Parts

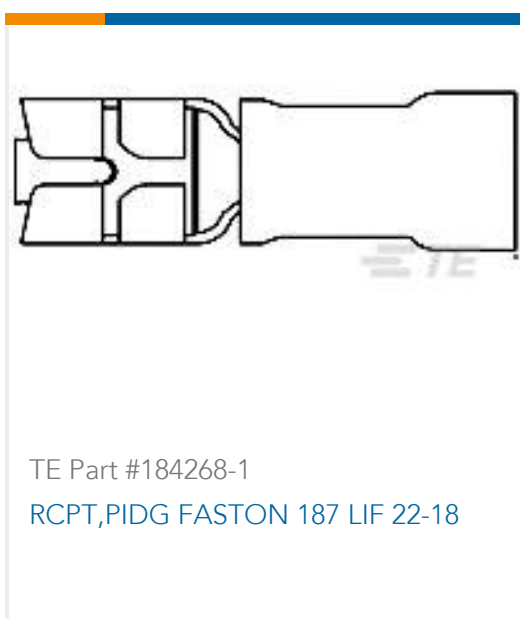

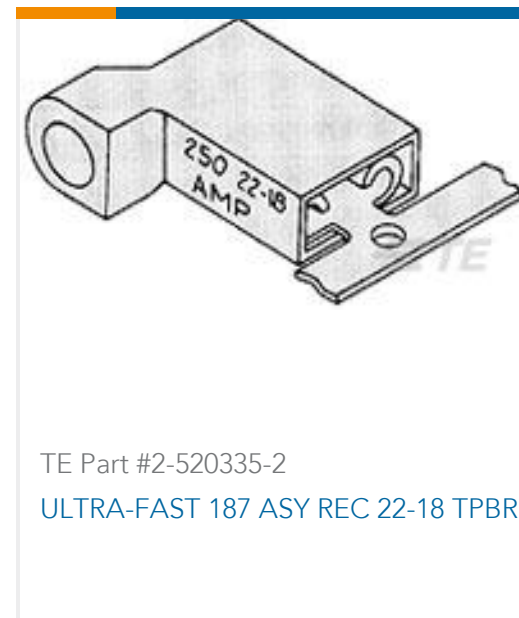
 <p>TE Part # CAT-AM74-UN384H AMP-LATCH UNIVERSAL HEADERS</p>	 <p>TE Part # 499252-5 010 STRAIN RELIEF A-L RCPT</p>	 <p>TE Part # 5088450-3 PULL LOOP, CUT LENGTH .64 IN</p>	 <p>TE Part # 1-111446-4 10 UNIV I/O, NO EARS, LEAD FREE</p>
 <p>TE Part # 1-111504-4 10 UNIV I/O, NO EARS, LEAD FREE</p>	 <p>TE Part # 5104338-1 A/L LOW PRO HDR 10P VERT HT</p>	 <p>TE Part # 5103311-1 A/L LOW PRO HDR 10P RA BLACK</p>	 <p>TE Part # 1-111506-6 010 UNIV I/O 30DP SLOT LTCH</p>
 <p>TE Part # 5103310-1 A/L LOW PRO HDR 10P RA BLACK</p>	 <p>TE Part # 5103309-1 A/L LOW PRO HDR 10P VERT BLACK</p>	 <p>TE Part # 5104340-1 A/L LOW PRO HDR 10P RA HT</p>	 <p>TE Part # 499712-1 KEYING PLUG, NOVO RCPT</p>
 <p>TE Part # 5111448-1 010 UNIV I/O 30DP SLOT</p>	 <p>TE Part # 5103308-1 A/L LOW PRO HDR 10P VERT BLACK</p>	 <p>TE Part # 1-111492-5 010 UNIV I/O 30DP NO EARS LTCH</p>	 <p>TE Part # 1-111494-5 010 UNIV I/O 30DP SLOT LTCH</p>



### Also in the Series | AMP-LATCH - NOVO



### Customers Also Bought







## Documents

### Product Drawings

[10 NOVO DUAL 30DP, LEAD FREE](#)

English

---

### CAD Files

Customer View Model

[ENG\\_CVM\\_CVM\\_1658624-1\\_D.2d\\_dxf.zip](#)

English

[3D PDF](#)

3D

Customer View Model

[ENG\\_CVM\\_CVM\\_1658624-1\\_D.3d\\_igs.zip](#)

English

Customer View Model

[ENG\\_CVM\\_CVM\\_1658624-1\\_D.3d\\_stp.zip](#)

English

By downloading the CAD file I accept and agree to the [Terms and Conditions](#) of use.

---

### Datasheets & Catalog Pages

[Ribbon Cable Interconnect Solutions](#)

English

---

### Product Specifications

[Application Specification](#)

English

---

### Product Environmental Compliance

[TE Material Declaration](#)

English

---

### Instruction Sheets

[Instruction Sheet \(U.S.\)](#)

English

---

### Agency Approvals

[Agency Approval Document](#)

English